

Manuals+

[Q & A](#) | [Deep Search](#) | [Upload](#)

manuals.plus /

- › [AJAZZ](#) /
- › [AJAZZ AK33 Mechanical Gaming Keyboard User Manual](#)

AJAZZ ak33

AJAZZ AK33 Mechanical Gaming Keyboard User Manual

Model: AK33 | Brand: AJAZZ

1. INTRODUCTION

Thank you for choosing the AJAZZ AK33 Mechanical Gaming Keyboard. This manual provides detailed instructions on how to set up, operate, and maintain your keyboard to ensure optimal performance and longevity. The AK33 is an 82-key compact mechanical keyboard featuring blue switches and a vibrant blue backlight, designed for both gaming and typing efficiency.



Figure 1: Top-down view of the AJAZZ AK33 mechanical keyboard, showcasing its compact 82-key layout and illuminated blue backlighting.

2. PACKAGE CONTENTS

Please verify that all items are present in your package:

- AJAZZ AK33 Mechanical Gaming Keyboard
- Pluggable USB Cable

- User Manual (this document)



Figure 2: The AJAZZ AK33 keyboard alongside its detachable USB cable, as included in the package.

3. SETUP INSTRUCTIONS

1. **Unpack the Keyboard:** Carefully remove the keyboard and USB cable from the packaging.
2. **Connect the USB Cable:** Insert the smaller end of the provided USB cable into the USB port located on the back or side of the AK33 keyboard.
3. **Connect to Computer:** Plug the standard USB-A end of the cable into an available USB port on your computer.
4. **Driver Installation:** The keyboard is plug-and-play. Your operating system (e.g., Windows 10) will automatically detect and install the necessary drivers. No additional software installation is typically required for basic functionality.
5. **Placement:** Place the keyboard on a stable, flat surface.



Figure 3: The AJAZZ AK33 keyboard integrated into a typical computer workstation, demonstrating its compact size next to a

4. OPERATING INSTRUCTIONS

4.1 Basic Keyboard Functions

The AK33 features an 82-key layout, providing essential keys in a compact form factor. The blue mechanical switches offer a tactile and clicky feedback, with a lifespan of up to 50 million keystrokes, ensuring durability and a satisfying typing experience. The keyboard supports N-key rollover, allowing multiple keys to be pressed simultaneously without conflict, which is crucial for fast-paced gaming.

4.2 Backlight Control

The AK33 keyboard features a single blue backlight. You can control its effects and brightness using the Function (Fn) key in combination with other keys.

- **Fn + F1-F12:** These keys often have secondary functions, such as media controls (play/pause, volume up/down, mute) or application shortcuts. Refer to the keycap legends for specific functions.
- **Fn + Arrow Keys:** Typically used to adjust backlight brightness or cycle through different lighting effects. Experiment with these combinations to find your preferred setting.
- **Fn + Insert/Home/PgUp/PgDn/End/Del:** These keys may also have secondary functions related to backlight modes or other keyboard settings.



Figure 4: A detailed view of the AJAZZ AK33 keyboard, showing the layout and the blue backlighting beneath the keycaps.



Figure 5: An angled perspective of the AJAZZ AK33 keyboard, illustrating its compact design and the blue light emanating from beneath the keys.

5. MAINTENANCE AND CARE

Proper maintenance ensures the longevity and performance of your keyboard.

- **Cleaning:**
 - Disconnect the keyboard from your computer before cleaning.
 - Use a soft, lint-free cloth slightly dampened with water or a mild cleaning solution to wipe the keycaps and chassis.
 - For dust and debris between keys, use compressed air.
 - Avoid using harsh chemicals, abrasive cleaners, or excessive moisture.
- **Storage:** Store the keyboard in a cool, dry place away from direct sunlight and extreme temperatures.
- **Handling:** Avoid dropping the keyboard or exposing it to strong impacts. Do not spill liquids on the keyboard.

6. TROUBLESHOOTING







Problem	Possible Cause	Solution
Keyboard not responding	Loose USB connection, faulty USB port, driver issue.	Ensure USB cable is securely connected to both keyboard and computer. Try a different USB port. Restart your computer.
Backlight not working or flickering	Backlight setting, power issue.	Adjust backlight brightness using Fn + Arrow keys. Ensure keyboard is properly powered via USB.
Certain keys not working	Debris under keycap, switch malfunction.	Use compressed air to clear debris. If problem persists, contact support.

7. PRODUCT SPECIFICATIONS

Feature	Detail
Brand	AJAZZ
Model Number	AK33
Product Dimensions	15 x 4.2 x 33 cm
Item Weight	610 g
Color	Blue Backlit Blue Switch White
Number of Keys	82
Switch Type	Blue Mechanical Switches
Switch Lifespan	Up to 50 million keystrokes
Backlight	Single Blue Backlit
Connectivity Technology	USB (Pluggable Cable)
Hardware Platform	PC
Operating System	Windows 10 (and compatible with other OS)
Material	Aluminum Acrylonitrile Butadiene Styrene
Included Components	USB Cable

8. WARRANTY AND SUPPORT

AJAZZ products are manufactured to high quality standards. For information regarding warranty coverage, please refer to the warranty card included with your purchase or visit the official AJAZZ website. If you encounter any issues or have questions not covered in this manual, please contact AJAZZ customer support for assistance. For the latest drivers, software, and support resources, please visit the official AJAZZ support page.

	<p>Ajazz AK33 Bluetooth Keyboard User Manual</p> <p>User manual for the Ajazz AK33 Bluetooth 5.0 keyboard, detailing features, operation, and FCC compliance information.</p>
	<p>Ajazz Black Jazz AK35i Mechanical Keyboard Quick Application Guide</p> <p>This guide provides instructions for the Ajazz Black Jazz AK35i mechanical keyboard, covering lighting control functions, shortcut key and scroll wheel operations, and multimedia/special function keys. It details how to adjust backlight effects, brightness, and speed, along with multimedia controls and system shortcuts.</p>
	<p>AJAZZ i610T Bluetooth Dual-Mode Mechanical Keyboard User Manual</p> <p>User manual for the AJAZZ i610T Bluetooth Dual-Mode Mechanical Keyboard, detailing basic parameters, key functions, indicator lights, switch operation, and warranty information.</p>
	<p>Ajazz AJ139PRO Wireless Gaming Mouse User Manual</p> <p>User manual for the Ajazz AJ139PRO wireless gaming mouse, featuring the PixArt PAW3395 sensor, ergonomic design, adjustable DPI, and RGB lighting. Includes specifications, connection guide, and troubleshooting.</p>
	<p>AJAZZ AK820 MAX HE Hall Effect Magnetic Gaming Keyboard User Manual</p> <p>User manual for the AJAZZ AK820 MAX HE Hall Effect Magnetic Gaming Keyboard. Features adjustable actuation, 3-mode wireless connectivity, integrated screen and knob, gasket mount, RGB backlighting, and NKRO for Windows/Mac.</p>
	<p>AJAZZ AKL680 Dual Mode Mechanical Keyboard User Manual</p> <p>Comprehensive user manual for the AJAZZ AKL680 Dual Mode Mechanical Keyboard, covering specifications, connectivity (2.4G wireless, Bluetooth), indicator lights, multimedia key functions, and warranty information.</p>