

Manuals+

[Q & A](#) | [Deep Search](#) | [Upload](#)

Manuals.plus /

› [SUNCROWN](#) /

› SUNCROWN 7-Piece Outdoor Sectional Sofa Couch - Instruction Manual

SUNCROWN Outdoor Sectional Sofa Set

SUNCROWN 7-Piece Outdoor Sectional Sofa Couch - Instruction Manual

Model: Outdoor Sectional Sofa Set

INTRODUCTION

This manual provides instructions for the assembly, operation, maintenance, and troubleshooting of your SUNCROWN 7-Piece Outdoor Sectional Sofa Couch. Please read these instructions carefully before assembly and use to ensure proper function and longevity of your furniture.

SAFETY INFORMATION

Important: Always secure the sofa components with the provided seat clips during use. Be cautious when handling the glass table to prevent injury. Follow the assembly instructions carefully to ensure safe and proper installation.

- Ensure all connections are tightened before use.
- Do not stand on the furniture.
- Keep children away from the assembly area.
- Place the furniture on a flat, stable surface.

PACKAGE CONTENTS

Your SUNCROWN 7-Piece Outdoor Sectional Sofa Set includes the following components:

- 4 x Armless Sofa Sections
- 2 x Corner Sofa Sections
- 1 x Coffee Table with Tempered Glass Top
- Seat and Back Cushions
- 6 x Seat Clips
- Assembly Hardware and Tools
- Waterproof Cover



Figure 1: Individual components of the SUNCROWN 7-Piece Outdoor Sectional Sofa Set.

SETUP AND ASSEMBLY

Estimated assembly time: 60-90 minutes. Two people are recommended for assembly.

1. **Unpack Components:** Carefully remove all parts from the packaging. Verify that all listed components are present.
2. **Assemble Sofa Sections:**
 - Attach the backrests and armrests to the seat frames using the provided hardware. Ensure all bolts are loosely fitted initially.
 - Once all parts are aligned, gradually tighten all bolts. Avoid over-tightening until all connections are made.
 - Adjust the aluminum feet on each sofa section to achieve a suitable and comfortable height, and to ensure stability on uneven surfaces.
3. **Assemble Coffee Table:**

- Attach the legs to the table frame.
- Place the tempered glass top onto the table frame. The four suction cups will help secure the glass in place.

4. Arrange and Secure:

- Arrange the modular sofa sections into your desired configuration.
- Use the included 6 seat clips to connect adjacent sofa sections, preventing them from sliding apart during use.

5. **Place Cushions:** Position the seat and back cushions on the assembled sofa sections. The cushions are constructed with a soft polyester layer wrapped around a thick foam core for comfort.



Figure 2: Detail of construction, including hand-woven rattan, soft cushions, removable covers, and adjustable feet.

OPERATING INSTRUCTIONS

The SUNCROWN 7-Piece Outdoor Sectional Sofa Couch is designed for versatile outdoor seating. Its modular design allows for various configurations to suit your space and needs.

- **Modular Arrangement:** The individual sofa sections can be rearranged to form different layouts, such as an L-shape, U-shape, or separate seating units. Always use the seat clips to secure sections together for stability.
- **Adjustable Feet:** Utilize the adjustable aluminum feet to level the furniture on uneven patio or deck surfaces, ensuring a stable and comfortable experience.
- **Coffee Table Use:** The tempered glass top coffee table is suitable for placing drinks, snacks, and decorative items. The suction cups help prevent the glass from shifting.



Figure 3: Examples of modular configurations.

MAINTENANCE

Proper maintenance will extend the life and appearance of your outdoor furniture.

- **Cleaning Rattan:** Wipe the durable, UV-resistant rattan with a damp cloth to remove dust and dirt. For stubborn stains, use a mild soap solution and rinse thoroughly.
- **Cushion Care:** The cushion covers feature zippers for easy removal and washing. Machine wash covers in cold water on a gentle cycle and air dry. Do not bleach or tumble dry.

- **Glass Table Care:** Clean the tempered glass top with a glass cleaner and a soft cloth. Avoid abrasive cleaners that may scratch the surface.
- **Weather Protection:** Use the included waterproof cover to protect the furniture from harsh weather conditions, prolonged sun exposure, and when not in use for extended periods.
- **Frame Inspection:** Periodically check all bolts and connections to ensure they remain tight. Re-tighten as necessary.



Figure 4: Removable cushion covers for easy cleaning.

TROUBLESHOOTING

Problem	Possible Cause	Solution
Sofa sections slide apart.	Seat clips are not installed or are loose.	Ensure all 6 seat clips are properly installed and secured between adjacent sofa sections.

Problem	Possible Cause	Solution
Furniture feels wobbly or unstable.	Uneven surface or loose adjustable feet.	Adjust the aluminum feet on each section to level the furniture. Check and tighten all assembly bolts.
Cushions feel less supportive over time.	Normal wear and tear of foam core.	While foam core is thick, prolonged heavy use can lead to compression. Consider rotating cushions or replacing foam inserts if necessary.
Glass table top moves.	Suction cups not properly engaged or worn.	Ensure the glass top is pressed firmly onto the suction cups. Clean suction cups and table surface to improve grip. Replace worn suction cups if needed.

SPECIFICATIONS

- **Brand:** SUNCROWN
- **Model:** Outdoor Sectional Sofa Set
- **Set Name:** Suncrown 7-Piece Outdoor Sectional Sofa Set
- **Material:** Wicker (PE Rattan), Powder Coated Steel Frame, Tempered Glass, Polyester Fabric, Foam
- **Color:** Brown (Rattan), Beige (Cushions)
- **Product Dimensions:** 107 x 53.5 x 25.1 inches (Overall assembled dimensions)
- **Item Weight:** 57.3 pounds
- **Weight Capacity (Each Seat):** 250 lbs
- **Assembly:** Required (Instructions provided)
- **Product Care:** Wipe with Damp Cloth (Rattan), Removable/Washable Cushion Covers
- **UPC:** 645789653759
- **ASIN:** B06XFGW5GS



DETAIL SIZE


Measured manually,
may be some minor errors.



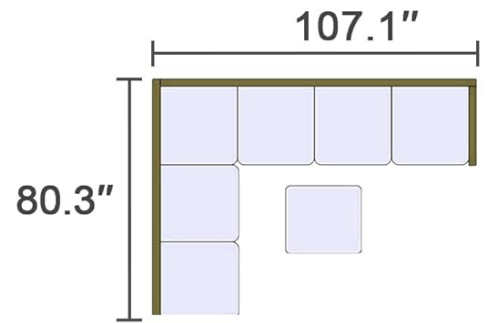
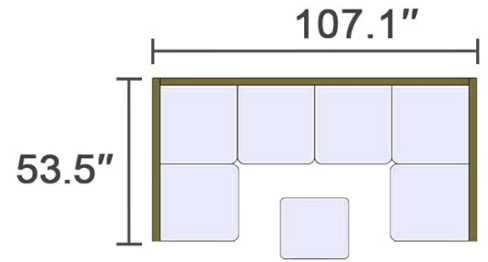
4PCS



2PCS



1PC



Note:

This sets ships and arrives in **3** separate boxes. Delivery times may different with each box. Be patient to wait for a couple days.



A Weight Capacity Of
250 Lbs For Each Seat

Figure 5: Product dimensions and weight capacity.

WARRANTY AND SUPPORT

For warranty information or customer support, please refer to the contact details provided at the point of purchase or visit the official SUNCROWN website. Keep your purchase receipt for any warranty claims.

Contact: For assistance, please contact SUNCROWN customer service via their official website or the contact information provided with your purchase.