

## FreedConn T-COM SC

# FreedConn TCOM-SC Bluetooth Motorcycle Helmet Intercom System User Manual

Model: T-COM SC | Brand: FreedConn

## INTRODUCTION

The FreedConn TCOM-SC is a versatile Bluetooth communication system designed for motorcycle helmets. It enables hands-free communication, music streaming, GPS navigation audio, and FM radio reception. Key features include:

- **Bluetooth Intercom:** Supports communication between 2 riders simultaneously, with up to 3 riders connected, over a distance of up to 800 meters in open spaces.
- **LCD Screen:** Provides clear visual feedback on operating status.
- **FM Radio:** Allows listening to radio broadcasts during rides.
- **Advanced Noise Control:** Utilizes DSP (Digital Signal Processor) for echo cancellation and noise suppression, ensuring clear audio.
- **Music Sharing:** Share music with another paired headset.
- **Universal Compatibility:** Connects with most Bluetooth-enabled mobile phones, MP3 players, and GPS devices.
- **Water Resistant Design:** Suitable for various weather conditions.
- **Long Battery Life:** Up to 10 hours talk time, 7 hours intercom time, and 300 hours standby.



Image: FreedConn TCOM-SC Bluetooth Motorcycle Helmet Intercom System with included components.

Video: Overview of FreedConn TCOM-SC features and benefits.

## PACKAGE CONTENTS

Verify that all items are present in your package:

- 1x Motorcycle Intercom System (TCOM-SC unit)
- 1x Stereo Headphones (including changeable hard mic and soft mic)
- 1x Screw Driver
- 1x Sticky Clamp
- 1x Headsets Clip

- 1x USB Cable
- 1x User Manual
- 4x Felted Adhesive Earphone Pads

**Note:** Power adapter is not included. The unit can be charged using any standard phone adapter.



Image: All components included in the FreedConn TCOM-SC package.

## SETUP AND INSTALLATION

The TCOM-SC is designed for easy installation on most motorcycle helmets. Choose between the hard mic cord for modular and half helmets, or the soft mic cord for full-face helmets.

### Component Identification:

## TECHNICAL SPECIFICATIONS

**Frequency:** 2.4GHz

**Weight:** 45grams (excluding accessories)

**Size:** 81 mm ( L ) x 31 mm ( W ) x 25mm ( H )

**Charging Time :** About 2 . 5 hours

**Battery information**

**Battery Type:** Rechargeable Lithium poiymr Battery

**Battery model:** 502533

**Capacity:** 400mAh

**Talking Time:** — Phone:Up to 10hours

— Intercom:Up to 8 hours

**Power Adaptor:** DC 5V 500mA

**Stand by:** Up to 300 hours

**Battery material:** Lithium ion polymer

**Voltage:** 3.7V

**Power:** 1. 48WH

## PRODUCT STRUCTURE



Image: Detailed product structure diagram with labeled components.

### Installation Steps:

1. Attach the intercom unit to the side of your helmet using the sticky clamp or headset clip.
2. Insert the stereo headphones into the helmet's ear pockets, ensuring they are positioned correctly for optimal sound.
3. Connect the chosen microphone (hard or soft cable) to the headset.
4. Route the cables neatly within the helmet lining to avoid interference and ensure comfort.

# HARD & SOFT CABLE MICROPHONE INTO ONE EARPHONE




Image: Step-by-step guide for helmet installation.

## OPERATING INSTRUCTIONS

### Basic Controls:





# T-COMSC MOTORCYCLE BLUETOOTH INTERCOM

Make Riding More Fun



Image: Control layout and functions of the TCOM-SC unit.

- **Power On/Off:** Long press the Power/Intercom button.
- **Volume Control:** Turn the Jog Wheel.
- **Music Play/Pause:** Press the Multi-function Button.
- **Skip Track:** Turn the Jog Wheel (while music is playing).
- **Answer/End Call:** One press of the Multi-function Button.
- **Reject Call:** One press of the Multi-function Button.
- **Redial Last Number:** Hold the Multi-function Button for 2 seconds.
- **FM Radio On/Off:** Double press the Multi-function Button.
- **Switch FM Channel:** Turn the Jog Wheel (while FM radio is on).

## Bluetooth Mobile Pairing:

1. Ensure the TCOM-SC unit is powered off.
2. Press and hold the Multi-function Button for approximately 5 seconds until the LCD screen displays "PAIRING".
3. On your mobile phone, enable Bluetooth and search for "T-COM". Select it to connect.
4. Once connected, you can stream music, receive GPS voice prompts, and handle phone calls.

Works with any Bluetooth-enabled mobile phones

## Bluetooth Pairing



Image: Bluetooth pairing with mobile devices and other intercoms.

Video: Demonstrates clearing pairing history, mobile pairing, intercom pairing, and music sharing.

### Intercom Pairing (Two TCOM-SC Units):

1. Ensure both TCOM-SC units are powered on.
2. On both units, long press the Power/Intercom button for approximately 5 seconds until the LCD screen displays "PAIRING".
3. Short press the Power/Intercom button on one of the units (e.g., Unit A). The units will search for each other and connect.
4. Once connected, the LCD will show "INTERCOM". You can now communicate between the two units.
5. To disconnect the intercom, short press the Power/Intercom button on either unit.



# TWO RIDERS LONG DISTANCE INTERCOM

800M duplex intercom



Image: Illustration of two-rider intercom communication.

## Music Sharing:

Music sharing is possible between two paired TCOM-SC headsets after they have been successfully paired for intercom. Ensure no third T-COM unit is paired during this process. Exit intercom status after initial pairing.



1. Pair your primary TCOM-SC unit (Unit A) with your mobile phone and start playing music.
2. Ensure the second TCOM-SC unit (Unit B) is also powered on.
3. Double-click the Power/Intercom button on Unit A to initiate music sharing. Both units will then play the music from Unit A's connected phone.
4. To stop music sharing, double-click the Power/Intercom button on Unit A again.



Video: Demonstrates music sharing functionality between two TCOM-SC units.

## MAINTENANCE

---

The FreedConn TCOM-SC features a water-resistant design, making it suitable for use in various weather conditions. To ensure longevity and optimal performance:

- Avoid submerging the unit in water.
- Clean the unit with a soft, damp cloth. Do not use harsh chemicals or abrasive cleaners.
- Ensure all ports are dry before charging or connecting accessories.
- Store the unit in a dry place when not in use.

# Enjoy long trip with your companion

Easy to operate even with gloves  
IPX5 Waterproof



## DSP ECHO CANCELLATION



① External Noise



② Noise Cancellation



③ Noise Reduction



## SUPER LONG STANDBY TIME



6 Hours Non-Stop Music



8-10 hours Talking



300 Hours Standby



2.5 Hours Charge

Image: TCOM-SC highlighting water resistance and noise cancellation features.

## TROUBLESHOOTING

If you encounter issues with your TCOM-SC unit, refer to the following common solutions:

- **No Sound or Sound from Only One Speaker:**

Ensure the speaker port is securely plugged in. If the issue persists, the speakers may be faulty. Contact customer support for replacement speakers. For optimal sound, ensure speakers are positioned directly over your ears inside the helmet.

- **Cannot Achieve 3-Person Intercom:**

The TCOM-SC model supports pairing with up to 3 riders but only allows 2 riders to communicate via intercom simultaneously. It can also pair with other brands of Bluetooth headsets.

- **Pairing Issues with Older/Newer TCOM-SC Units:**

Refer to the specific pairing instructions for mixing new and old versions of TCOM-SC units. Ensure all previous pairing information is cleared before attempting new pairings.

Your browser does not support the video tag.

Video: Instructions on pairing between old and new TCOM-SC devices.

Your browser does not support the video tag.

Video: Guide for pairing between NEW version and OLD version of TCOM-SC.

## SPECIFICATIONS







Feature	Detail
Model Name	T-COM SC
Dimensions	81mm (L) × 31mm (W) × 25mm (H) / 3.23 x 1.26 x 0.98 inches
Item Weight	45 grams (excluding accessories) / 1.59 ounces
Bluetooth Version	3.0
Connectivity Technology	Wireless
Battery Type	Rechargeable Lithium Polymer Battery (400mAh)
Charging Time	Approximately 2.5 hours
Phone Talk Time	Up to 10 hours
Intercom Talk Time	Up to 7-8 hours
Standby Time	Up to 300 hours
Water Resistance Level	Water Resistant (IPX5 mentioned in image)
Noise Control	Active Noise Cancellation (DSP Echo Cancellation and Noise Suppression)
Compatible Devices	Cellphones, Tablets, GPS, Motorcycles

## WARRANTY AND SUPPORT

FreedConn products are designed for durability and performance. For any product-related inquiries, technical assistance, or warranty claims, please contact FreedConn customer support through your purchase platform or the official FreedConn website. If you experience issues with components like speakers, replacements may be available through customer support.

### Related Documents - T-COM SC



	<p><a href="#">FreedConn TCOM-SC Bluetooth Motorcycle Headset Instruction Manual</a></p> <p>Comprehensive instruction manual for the FreedConn TCOM-SC Bluetooth 5.0 motorcycle headset. Covers installation, product details, operation instructions for calls, music, FM radio, and intercom features, including music sharing between devices.</p>
	<p><a href="#">FreedConn TCOM-SC Helmet Bluetooth Intercom Kit Instruction Manual</a></p> <p>User manual for the FreedConn TCOM-SC Bluetooth intercom system. Learn about installation, operation, pairing, features like music streaming and calls, technical specs, and troubleshooting for your motorcycle helmet.</p>
	<p><a href="#">KY-Pro Quick Start Guide and Operation Manual</a></p> <p>A comprehensive guide to the KY-Pro, covering quick start instructions, operation modes, pairing, and advanced features. This document provides detailed steps for using the KY-Pro helmet communication system.</p>
	<p><a href="#">Freedconn T-COM VB/SC Bluetooth Intercom Quick Start Guide</a></p> <p>Comprehensive guide to installing, pairing, and operating your Freedconn T-COM VB and T-COM SC Bluetooth motorcycle intercom system, including call handling, music control, and intercom functions.</p>
	<p><a href="#">Freedconn T-COM VB &amp; SC Bluetooth Motorcycle Intercom Quick Start Guide</a></p> <p>User guide for Freedconn T-COM VB and T-COM SC Bluetooth intercom systems, detailing installation, operation, pairing, music sharing, and warranty information for motorcycle riders.</p>
	<p><a href="#">FreedConn HERO Operation Guide</a></p> <p>This guide provides instructions for operating the FreedConn HERO Bluetooth intercom headset, covering features like group conference talking, connecting to mobile phones, music sharing, and pairing with other devices.</p>