

## Emerson SA11

# Emerson SA11 Common Wire Kit for Sensi Wi-Fi Thermostats User Manual

Model: SA11

## 1. INTRODUCTION

This manual provides detailed instructions for the installation and operation of the Emerson SA11 Common Wire Kit. This kit is designed to provide a common wire (C-wire) connection for Wi-Fi thermostats, such as Emerson Sensi Wi-Fi thermostats, in systems where a C-wire is not present. A C-wire is essential for powering Wi-Fi thermostats that require continuous power for features like Wi-Fi connectivity and LED displays.

The SA11 kit allows for the reconfiguration of existing thermostat wiring without the need to run new wires through your home, offering a practical solution for upgrading to smart thermostats.

## 2. SAFETY INFORMATION


**WARNING:** Always turn off power to your heating and cooling system at the circuit breaker or fuse box before beginning any installation or maintenance procedures. Failure to do so can result in electrical shock, property damage, or personal injury.

- Ensure all wiring is performed in accordance with local electrical codes and ordinances.
- This device operates on 24 Volts AC. Do not connect to higher voltage systems.
- If you are unsure about any part of the installation process, consult a qualified HVAC technician or electrician.
- Do not use this kit with 2-wire heating/cooling systems.

## 3. PACKAGE CONTENTS

The Emerson SA11 Common Wire Kit package typically includes the following items:

- Emerson SA11 Common Wire Kit module
- Installation Guide
- Additional wiring (if applicable, for specific configurations)



**Figure 3.1:** Contents of the Emerson SA11 Common Wire Kit. This image displays the white rectangular module with multi-colored wires, a small bundle of additional wires, and the folded instruction manual.

## 4. INSTALLATION GUIDE

This section outlines the general installation process for the Emerson SA11 Common Wire Kit. Specific wiring configurations may vary based on your existing HVAC system. Refer to the included installation guide and online resources for detailed diagrams and video tutorials.

### 4.1. Before You Begin

1. **Turn off Power:** Locate your HVAC system's circuit breaker and turn off the power to both the furnace/air handler and the outdoor unit. Verify power is off at the thermostat by attempting to operate it.
2. **Identify Wires:** At your existing thermostat, note the color and terminal designation of each wire. Take a picture for reference.
3. **Access HVAC Control Board:** Open your furnace or air handler to access the control board where the thermostat wires connect.

### 4.2. Wiring the SA11 Kit

The SA11 kit works by re-purposing one of your existing wires (typically the G wire for fan control) to carry both the G signal and the C-wire power. The kit then splits these signals at the furnace control board.


#### 1. Connect Kit Wires to Furnace Board:

- Disconnect the existing thermostat wires from the furnace control board.
- Connect the wires from the SA11 module to the corresponding terminals on your furnace control board. The SA11 module has five wires: R, C, Y, W, G. Match these to the R, C, Y, W, G terminals on your furnace board.
- The existing thermostat wires (R, Y, W, G) will then connect to the corresponding terminals on the SA11 module.

## 2. Reconfigure Thermostat Wiring:

- At the thermostat, the wire that was previously connected to the G terminal will now be connected to the C terminal of your new Wi-Fi thermostat.
- The remaining R, Y, W wires connect to their respective terminals on the new thermostat.

3. **Secure the Module:** Mount the SA11 module inside the furnace/air handler using screws or double-sided mounting tape, ensuring it is not obstructing any moving parts or vents.



**Figure 4.1:** The Emerson SA11 Common Wire Kit module. This image shows the compact white module with five color-coded wires extending from it, ready for connection.

*Note: This is a simplified overview. Always consult the detailed wiring diagrams provided with your specific kit and thermostat for accurate connections.*

## 4.3. Post-Installation

1. **Restore Power:** Once all connections are secure and verified, restore power to your HVAC system at the circuit breaker.
2. **Test System:** Power on your Wi-Fi thermostat and follow its setup instructions. Test all heating, cooling, and fan functions to ensure proper operation.

## 5. OPERATING THE SYSTEM WITH SA11 KIT

The Emerson SA11 Common Wire Kit is a passive component that enables your Wi-Fi thermostat to receive continuous power. Once installed, the operation of your heating and cooling system is controlled directly by your Wi-Fi thermostat.

Refer to your specific thermostat's user manual for operating instructions, programming schedules, and smart features. The kit ensures that your thermostat has the necessary 24V AC power (C-wire) to function optimally, supporting features like Wi-Fi connectivity, backlighting, and smart home integrations without relying on battery power alone.

## 6. MAINTENANCE

The Emerson SA11 Common Wire Kit is designed to be maintenance-free. Once properly installed, it requires no regular servicing. However, it is recommended to:

- Periodically inspect the wiring connections at both the furnace control board and the thermostat for any signs of loosening or corrosion.
- Ensure the module remains securely mounted within the furnace/air handler.
- If you experience issues with your thermostat's power or connectivity, first check the power supply to your HVAC system and then verify the SA11 kit's connections.

## 7. TROUBLESHOOTING

If you encounter issues after installing the SA11 Common Wire Kit, consider the following troubleshooting steps:

Problem	Possible Cause	Solution
Thermostat has no power or intermittent power.	Power to HVAC system is off. Loose wiring connections. Incorrect wiring. SA11 module malfunction.	Verify power is on at the circuit breaker. Check all connections at the furnace control board and thermostat. Ensure wires are securely seated. Review wiring diagrams carefully. Ensure the G wire from the thermostat is connected to the C terminal on the new Wi-Fi thermostat. If all else fails, contact Emerson support.
Fan does not operate correctly (e.g., always on, never on).	Incorrect wiring of the G terminal. Thermostat settings.	Double-check that the G wire from the SA11 module is connected to the G terminal on the furnace board, and the G wire from the thermostat is correctly routed through the SA11. Consult your thermostat's manual for fan operation settings.
Heating or cooling system does not respond.	Incorrect wiring of R, Y, or W terminals. Thermostat not configured correctly.	Verify R, Y, and W wires are correctly connected at both the SA11 module/furnace board and the thermostat. Ensure your Wi-Fi thermostat is properly configured for your system type (e.g., conventional, heat pump).

If problems persist after following these steps, it is recommended to contact Emerson customer support or a qualified HVAC professional.

## 8. SPECIFICATIONS

- **Model:** SA11
- **Brand:** Emerson
- **Compatibility:** Designed for use with Sensi Wi-Fi thermostats and Sensi Touch Wi-Fi thermostats. Not compatible with 2-wire systems.
- **Voltage:** 24 Volts AC
- **Dimensions:** Approximately 1.75 x 2.13 x 2 inches
- **Weight:** Approximately 2.39 ounces
- **Included Components:** Common wire kit module, installation guide
- **Manufacturer:** White-Rodgers
- **UPC:** 786710555640

## 9. WARRANTY INFORMATION

Specific warranty details for the Emerson SA11 Common Wire Kit are typically provided with the product packaging or can be found on the official Emerson/Sensi website. Generally, Emerson products come with a limited warranty covering defects in materials and workmanship for a specified period from the date of purchase. Please retain your proof of purchase for warranty claims.

For detailed warranty terms and conditions, please visit the Emerson or Sensi official support pages.


## 10. CUSTOMER SUPPORT






- For technical assistance, troubleshooting, or warranty inquiries regarding your Emerson SA11 Common Wire Kit, please contact Emerson customer support:
- **Website:** Visit the official Sensi website (e.g., [sensi.emerson.com/en-us/support](https://sensi.emerson.com/en-us/support)) for FAQs, installation videos, and contact information.
  - **Phone:** Refer to the contact information provided in your product packaging or on the official website for phone support hours.

When contacting support, please have your product model (SA11) and any relevant purchase information ready.



### Related Documents - SA11

	<p><a href="#">How to Find Your Emerson Thermostat Model Number</a></p> <p>A simple guide to locating the model number on your Emerson thermostat, specifically the 1F75H-21PR model, by removing the front cover.</p>
---	--

	<p><a href="#">How to Find Your Emerson 1E65-144 Thermostat Model Number</a></p> <p>A simple guide to locating the model number on your Emerson 1E65-144 thermostat, including step-by-step instructions and visual aids.</p>
	<p><a href="#">Finding Your Emerson Sensi Thermostat Model Number</a></p> <p>Learn how to easily locate the model number on your Emerson Sensi thermostat, specifically the 1F87U-42WF model. This guide provides step-by-step instructions and visual aids.</p>
	<p><a href="#">How to Find Your Emerson Thermostat Model Number</a></p> <p>A guide on locating the model number on Emerson thermostats, specifically the 1F78-151 model. Learn how to remove the front cover and find the model number on the back.</p>
	<p><a href="#">Sensi Touch 2 Smart Thermostat - Emerson   Technical Specifications &amp; Features</a></p> <p>Explore the Sensi Touch 2 smart thermostat by Emerson. Features include a glass touchscreen, room sensor compatibility, easy installation, smart home integration, energy savings, and detailed technical specifications. Models ST76W, ST76.</p>
	<p><a href="#">Emerson Blue Series 6" Thermostats: Features, Models, and Installation Guide</a></p> <p>Explore the Emerson Blue Series 6" thermostats, including the Easy Reader, Universal, and Commercial models. This guide covers features, installation, programming, and troubleshooting for efficient HVAC control.</p>


Documents - Emerson – SA11

[pdf] User Manual Instructions Accessories

Thermostat Common Wire Kit John Peil Emerson Climate Technologies thermostat common wire kit installation instructions en 6262390 climate emerson documents Electric manual be alert to the potential for personal injury Understand signal words DANGER WARNING and CAUTION These are used with safety symbol identifies most serious hazards which will result in severe or death signifies a hazard that could

**SA11 THERMOSTAT COMMON WIRE KIT INSTALLATION INSTRUCTIONS THE FOUR EXISTING THERMOSTAT WIRES THERMOSTAT R G GREEN THERMOSTAT COMMON WIRE KIT BLUE YELLOW Diode Y O Y C Add Jumper THERMOSTAT COMMON WIRE ACCESSORY BLUE HVAC RED R GREEN G O YELLOW Y BROWN C 4 existing wires wi...**

lang:en score:26 filesize: 167.03 K page\_count: 2 document date: 2019-12-16











[\[pdf\]](#) Safety Datasheet Accessories Borchure Catalog

Thermostat Parts and Accessories Catalog thermostat parts accessories Wallplate for Sensi™ smart

Emerson 80 Series 1F85U 42PR 42NP Cover assembly 1f78 151 programmable F16 8101 F0016

810100S1sa6b brochureiwae media manuals white rodgers sa6b brochure srsltid

AfmBOopqKIQ14c6LjUruaR9WjAEWwrmVdzZb5QiUgI5XwA8K38SPVRak accessoriesthermostat

810100S1Wallplate 22PR 22NP 1F83H 21PR 21NP 1F83C 11PR 11NP 6 3 4 W x 1 2 H use iwae

AfmBOopgKIQ14c6LjUruaR9WjAEWwrmVdzZb5QiUgl5XwA8K38SPVRakiwae

AfmBOooJSn2KhGic0ci8iTcGYAU1X7z8zipEdLIG56qGGG8dfiOvNBYD use Wallplate

AfmBOooJSn2KhGic0ci8iTcGYAU1X7z8zipEdLIG56qGGG8dfiOvNBYPDiwae

AfmBOorDZkuaT1O8G4HmmZk7suxMaVXvXo4CpLa0LIUY9FxsdSc5IXD6 AfmBOoraXNJ v

mX4zBkGyklbOtTtyt8Zeb3USV5rxprBDRaO4Eq o8viwae AfmBOoq7UI3GZnelKSUoHonZ4vFO

1zLF6ULpO3ViJY9ZcUzHon V9nTiwae AfmBOooZNPASF74Xg68JbkTL4k2kl729yDLaPBkKa5Z

Iz337Cms7QyPiwae AfmBOoopraVmYbw6Ys9LiiaPUGU1YaqQECNhZOXcjTv 6W26IHguCJ9iwae

use Cover 810100S1 Wallplate low voltage standard thermostats 55 8 h 5 w Beige Includes adapteriwa

AfmBOorDZkuaT1O8G4HmmZk7suxMaVXvXo4CpLa0LIUY9FxsdSc5IXD6iwaæ

AfmBOogUN0075MIJ6LzHJ2Jil3xB iQbknruDrbQFcul0zyTvwY MnJr ||| ||| THERMOSTAT PARTS AND

ACCESSORIES	DESCRIPTION	MODEL NUMBER	ITEM NUMBER
	Cover assembly for 1f78-151		

programmable. F16-8101 F0016 810100S1 Wallplate for low voltage standard thermostats 55/8 h x 5-3/4

w . Beige. Includes adapter for mounting t ||| THERMOSTAT PARTS AND ACCESSORIES

DESCRIPTION	MODEL NUMBER	ITEM NUMBER
Cover assembly for 1f78-151 programmable. F16-		

8101 F0016 810100S1 Wallplate for low voltage standard thermostats 55/8 h x 5-3/4 w . Beige. Includes

adapter for mounting t ||| THERMOSTAT PARTS AND ACCESSORIES DESCRIPTION MODEL

NUMBER ITEM NUMBER Cover assembly for 1f78-151 programmable. F16-8101 F0016 810100S1

Wallplate for low voltage standard thermostats 55/8 h x 5-3/4 w . Beige. Includes adapter for mounting t ||

THERMOSTAT PARTS AND ACCESSORIES	DESCRIPTION	MODEL NUMBER	ITEM NUMBER	Cover
----------------------------------	-------------	--------------	-------------	-------

assembly for 1f78-151 programmable. F16-8101 F0016 810100S1 Wallplate for low voltage standard

thermostats 55/8 h x 5-3/4 w . Beige. Includes adapter for mounting t ||| THERMOSTAT PARTS AND

ACCESSORIES	DESCRIPTION	MODEL NUMBER	ITEM NUMBER
	Cover assembly for 1f78-151		

programmable. F16-8101 F0016 810100S1 Wallplate for low voltage standard thermostats 55/8 h x 5-3/4

w . Beige. Includes adapter for mounting t ||| THERMOSTAT PARTS AND ACCESSORIES

DESCRIPTION	MODEL NUMBER	ITEM NUMBER
Cover assembly for 1f78-151 programmable. F16-		

8101 F0016 810100S1 Wallplate for low voltage standard thermostats 55/8 h x 5-3/4 w . Beige. Includes

adapter for mounting t ||| THERMOSTAT PARTS AND ACCESSORIES DESCRIPTION MODEL

NUMBER ITEM NUMBER Cover assembly for 1f78-151 programmable. F16-8101 F0016 810100S1

Wallplate for low voltage standard thermostats 55/8 h x 5-3/4 w . Beige. Includes adapter for mounting t

THERMOSTAT PARTS AND ACCESSORIES DESCRIPTION MODEL NUMBER

ITEM NUMBER Cover assembly for 1f78-15 ... 00 F145RF-1600 Same as f61-2634

except 6 Pack. F61-2648 F61-264800 Thermostat common wire kit **SA11 SA11**

WHITE-RODGERS.COM ..

lang:en score:15 filesize: 348.42 K page\_count: 1 document date: 2023-02-16

[illegible]



## [pdf] Installation Guide

Smart Home ST76U ST76UW emerson sensi touch 2 smart thermostat Sensi Touch Spec Sheet cdn11 bigcommerce s tlmhs0wx2p content |||

Sensi Touch 2 smart thermostat The Sensi Touch 2 smart thermostat is the next evolution of smart the ... 6.75 x 4.50 Thermostat guard: F29-0198 Room sensor 1 pack : RS01-SG Thermostat Common Wire Kit: **SA11** \*The Sensi thermostat provides automatic dual fuel control without an outdoor sensor. A fossil ...  
lang:en score:15 filesize: 7.47 M page\_count: 2 document date: 2023-03-01



## [pdf] Instructions Catalog

White Rodgers Wholesale Catalog 21 hours ago — Answers at your fingertips with smartphone or tablet  
✓ Latest cross reference Installation instructions Spec sheets Product selection Visit white rogers product catalog en us 1619412 copeland documents |||

White-Rodgers Wholesale Catalog Connect to Comfort Pro Contractor Branding Your company info in si ... Black 6.75 W X 4.5 H Thermostat Common Wire Kit MODEL NUMBER RS01-SG RS01-SGB3 F29-0198 SA6W SA6B **SA11** UNIVERSAL 4 HEAT / 2 COOL SENSI TOUCH 2 SMART THERMOSTAT PROGRAMS STAGES BY SYSTEM SYSTEM ...

lang:en score:15 filesize: 26.77 M page\_count: 337 document date: 2023-05-15



## [pdf] Installation Guide

Smart Home ST76U ST76UW emerson sensi touch 2 smart thermostat Copeland Sensi Touch Thermostat Spec SheetCopeland AM ConservationCopeland Sheetcdn11 bigcommerce s tlmhs0wx2p content Sheet |||

Sensi Touch 2 smart thermostat The Sensi Touch 2 smart thermostat is the next evolution of smart the ... 6.75 x 4.50 Thermostat guard: F29-0198 Room sensor 1 pack : RS01-SG Thermostat Common Wire Kit: **SA11** \*The Sensi thermostat provides automatic dual fuel control without an outdoor sensor. A fossil ...  
lang:en score:14 filesize: 7.47 M page\_count: 2 document date: 2023-03-01

## [pdf] Confidentiality Request Letter

170327 Sensi515FINAL2 2016 2021 Smart thermostat growth is expected to triple in the next 5 years Source McKinsey Company Connected Home Market Recent research study conducted by Fi NEW FEATURES Geofencing Alerts Compatible with Apple HomeKit\* \*Sensi thermostats implementation of HomeKit requires a c wire I Feature Comparison Sensi Touch Wi Thermostat 1F95U 42WF 515 en us 4854688 climate emerson documents

EMERSON CONFIDENTIAL EMERSON CONFIDENTIAL The Emerson Connected Home Strategy Only Emerson has ov ... a C common wire. Below is a typical 4 wire to 5 wire schematic EMERSON CONFIDENTIAL C-Wire Kit **SA11** ...

lang:en score:14 filesize: 14.73 M page\_count: 17 document date: 2017-09-20





[\[pdf\]](#) User Manual Specifications

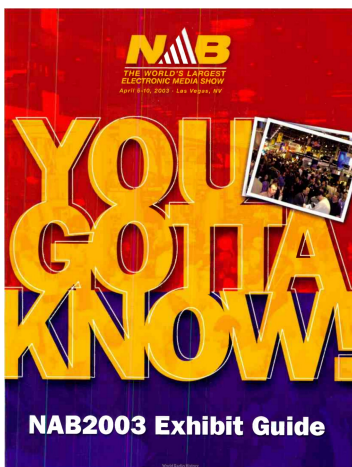
Download Arcam Delta 90 2 Manuals Manual Audio 1991 10 americanradiohistory Archive 90s ||| Display until Nov.26.1991 OCTOBER 1991 US 4.95 UK 3.95 CAN 4.95 ANNUAL EQUIPMENT DIRECTORY MORE T ... nterpoint owners that your purchase is a lasting investment. SA2, SA3, SA3.1, SA4, SA5, SA7, SA7.1, **SA11**, SA12, SA20, SA3000. Please have serial number s ready. For details, cost, and a return author... lang:en **score:13** filesize: 34.03 M page\_count: 378 document date: 2017-09-10

[\[pdf\]](#) Instructions Accessories

EMERSON C Wire InstSht 020817 John Peil Thermostat Common Kit should be within 9 in Of thermostat connections to Depending on the application and usage of wiring View Emerson Add a inspectapedia heat

**SA11 THERMOSTAT COMMON WIRE KIT INSTALLATION INSTRUCTIONS THE FOUR EXISTING THERMOSTAT WIRES THERMOSTAT A d d -A -W ir e TM R G GREEN THERMOSTAT COMMON WIRE KIT BLUE YELLOW Diode Y O Y C Add Jumper THERMOSTAT COMMON WIRE ACCESSORY BLUE HVAC RED R GREEN G O YELLOW Y BROWN C ...**

lang:en **score:12** filesize: 146.11 K page\_count: 2 document date: 2017-02-08



[NAB2003 Exhibit Guide: The World's Largest Electronic Media Show](#)

Official exhibit guide for NAB2003, the premier electronic media show held in Las Vegas, featuring schedules, exhibitor information, and industry insights from leading companies and organizations.

lang:en **score:12** filesize: 10.13 M page\_count: 224 document date: 2023-06-10



[\[pdf\]](#) Installation Guide

Sensi Touch 2 smart thermostat Utility Spec Sheet sensi touch spec sheet utility en 9269644 copeland documents |||

Sensi Touch 2 smart thermostat The Sensi Touch 2 smart thermostat is the next evolution of smart the ... 6.75 x 4.50 Thermostat guard: F29-0198 Room sensor 1 pack : RS01-SG Thermostat Common Wire Kit: **SA11** \*The Sensi thermostat provides automatic dual fuel control without an outdoor sensor. A fossil ...


lang:en **score:11** filesize: 7.47 M page\_count: 2 document date: 2023-07-25



## [pdf] Installation Guide Specifications

19452s store pd2hcwcau9 mybigcommerce content specs |||


Sensi Touch 2 smart thermostat The Sensi Touch 2 smart thermostat is the next evolution of smart the ... 6.75 x 4.50 Thermostat guard: F29-0198 Room sensor 1 pack : RS01-SG Thermostat Common Wire Kit: **SA11** \*The Sensi thermostat provides automatic dual fuel control without an outdoor sensor. A fossil ...  
lang:en **score:11** filesize: 7.46 M page\_count: 2 document date: 2023-03-01



## [pdf] Installation Guide Guide Accessories Catalog

sensi touch smart thermostat catalog en 8124648 s1 live emerson documents |||

SMART THERMOSTATS LOW VOLTAGE SENSITM TOUCH SMART THERMOSTAT 1F95U-42WF 1F95U-42WFB PARTS AND ACCESSORIES DESCRIPTION Thermostat Guard Clear Plastic Wallplate White 6.75 W X 4.5 H Wallplate Black 6.75 W X 4.5 H Thermostat Common Wire Kit MODEL NUMBER F29-0198 F61-2689 SA5B **SA11** ITEM NUMB...  
lang:en **score:11** filesize: 202.92 K page\_count: 1 document date: 2020-11-24



## [pdf] Installation Guide Guide Catalog

SENSI™ TOUCH SMART THERMOSTAT sensi-touch-smart-thermostat-catalog-en-7230188 climate

emerson documents Emerson Electric THERMOSTATS Connect to comfort with Sensi Smart

Thermostats Anytime Anywhere FEATURES • HD color touchscreen display features easy read

temperatures and intuitive menus

SMART THERMOSTATS LOW VOLTAGE SENSITM TOUCH SMART THERMOSTAT Connect to comfort with Sensi Smart ... H Wallplate Black 6.75 W X 4.5 H Thermostat Common Wire Kit MODEL NUMBER F29-0198 F61-2689 SA5B **SA11** ITEM NUMBER F29-0198 F61-2689 SA5B **SA11** SPECIFICATIONS Electrical Rating Hardwire.....  
lang:en **score:11** filesize: 198.78 K page\_count: 1 document date: 2021-04-26






[pdf] Guide

J2P and P2J Ver 1 usic record rog ramm ing Nov 11 2022 — GUIDE with rosvhs of the tenth annual disk jockey station even slow starts longer this season than in were quick to give up on a Billboard 1957 worldradiohistory Archive All Music 50s |||

Th 1,m AtirelresiUSIC-RECORD ROG RAMM ING GUIDE . . with rosvhs of the tenth annual disk jockey a ... llan ... 3. Early Skew, 9512, 11.-So.-6A0-7:30 ..., 9.1 4. 2016 Century-F. theater. WAAL, S., **SA11**:15.1 se -off I6 S S. Neste. Inn, 95914R, 30..1:313-1:00 a 9 TOP SYNDICATED FILMS I. Mee of A...

lang:en **score:11** filesize: 35.96 M page\_count: 168 document date: 2020-11-28



[pdf] Installation Guide Guide Catalog


SENSI™ SMART THERMOSTAT Connect to comfort with Sensi Smart Thermostats Anytime Anywhere

Provides multiple thermostat control for easy management schools and light sensi smart catalog en 8124646 emerson documents |||

LOW VOLTAGE SMART THERMOSTATS SENSITM SMART THERMOSTAT

Connect to comfort with Sensi Smart Thermos ... d Clear Plastic Wallplate 6.75 W X 4.5 H Thermostat Common Wire Kit MODEL NUMBER F29-0198 F61-2689 **SA11** ITEM NUMBER F29-0198 F61-2689 **SA11** SPECIFICATIONS Electrical Rating Hardwire.....

lang:en **score:10** filesize: 132.19 K page\_count: 1 document date: 2020-11-24



[pdf]

Military Electronic Test Equipment Components Nomenclature 1964 NYU scanned by K6YIC Vol IINavy Radio Communications Technology Publicationsv1navy radio manuals test II Complete |||

ELECTRONIC TEST EQUIPMENT NOMENCIATURE ASSIGNMENTS VOLUME II -- coMPONENTS Instruments Prepared by: ... cps prf and 50 to 100 modulation inte:rnally Output: 3mw, Z: 500. Used for pre-flight checkout. 11 **SA11** band. Used to monitor radar equipment within its frequency range. Resonant indicator indicates ...

lang:en **score:10** filesize: 73.77 M page\_count: 291 document date: 2023-06-10



[pdf] Installation Guide

Sensi Touch 2 smart thermsotat Utility Spec Sheet Sneak Peek US 9269644 media copeland b83f0dff d664 4bb8 ad97 b16d005b8030 |||

Sensi Touch 2 smart thermostat The Sensi Touch 2 smart thermostat is the next evolution of smart the ... 6.75 x 4.50 Thermostat guard: F29-0198 Room sensor 1 pack : RS01-SG Thermostat Common Wire Kit: **SA11** \*The Sensi thermostat provides automatic dual fuel control without an outdoor sensor. A fossil ...

lang:en **score:10** filesize: 572.83 K page\_count: 2 document date: 2024-03-05

