

## Mini 2006 Mini Cooper Convertible

# 2006 Mini Cooper Convertible Owner's Manual

Your comprehensive guide to operating and maintaining your vehicle.

## INTRODUCTION

This owner's manual provides essential information for the safe and efficient operation of your 2006 Mini Cooper Convertible. Please read this manual thoroughly to familiarize yourself with the vehicle's features, controls, and maintenance requirements. Proper understanding and adherence to the instructions will ensure optimal performance and longevity of your Mini.

For any specific questions not covered in this manual, please consult an authorized Mini service center.

## IMPORTANT SAFETY INFORMATION

Always prioritize safety when operating your vehicle. This section outlines critical safety precautions and warnings.

- **Seat Belts:** Always wear your seat belt and ensure all passengers are properly restrained.
- **Airbags:** Do not place objects over airbag deployment areas.
- **Child Safety:** Use appropriate child restraint systems for children.
- **Driving Conditions:** Adjust driving style to road and weather conditions.
- **Maintenance:** Regular maintenance is crucial for safe operation.

## VEHICLE SETUP AND CONTROLS

This section details the initial setup and familiarization with your Mini Cooper Convertible's controls.

### Key and Ignition

Your Mini comes with a primary key and a spare key. The key operates the ignition, door locks, and trunk lock.

### Seating Adjustment

Adjust the seat position for optimal comfort and control. Locate the levers for fore/aft adjustment, seatback recline, and height adjustment (if equipped).

## Steering Wheel Adjustment

The steering wheel can be adjusted for tilt and telescopic reach. Unlock the lever beneath the steering column, adjust to your preferred position, and lock the lever securely.

## Mirror Adjustment

Adjust the side mirrors using the control knob located on the driver's door panel. The rearview mirror can be manually adjusted.




Figure 1: Front cover of the owner's manual, featuring a blue 2006 Mini Cooper Convertible. This manual provides detailed instructions for vehicle operation and maintenance.

## OPERATING YOUR MINI COOPER CONVERTIBLE

---

This section covers the procedures for starting, driving, and parking your vehicle, along with an overview of key operational features.

### Starting the Engine

1. Ensure the transmission is in Park (P) for automatic or Neutral (N) for manual.
2. Depress the brake pedal firmly.
3. Insert the key into the ignition and turn it to the START position. Release the key once the engine starts.

### Driving

Familiarize yourself with the dashboard indicators, warning lights, and controls before driving. Always observe speed limits and traffic laws.

## Convertible Top Operation

To open the convertible top, ensure the vehicle is stationary or moving at a very low speed. Follow the specific instructions in your manual for the exact procedure, which typically involves releasing latches and pressing a button. Close the top by reversing the procedure.

## Parking

When parking, engage the parking brake firmly. For manual transmission vehicles, leave the car in first gear or reverse when parked on an incline. Turn the front wheels towards the curb when parking downhill.

## MAINTENANCE AND CARE

---

Regular maintenance is vital for the performance, safety, and longevity of your Mini Cooper Convertible. Adhere to the recommended service intervals.

### Service Schedule

Refer to the detailed service schedule provided in your full owner's manual for specific mileage and time-based maintenance items. Key services include:

- Oil and filter changes
- Tire rotation and pressure checks
- Brake system inspection
- Fluid level checks (coolant, brake fluid, power steering fluid, windshield washer fluid)
- Air filter replacement

### Tire Care

Maintain correct tire pressure as specified on the tire placard (usually located on the driver's door jamb). Check tire pressure regularly, especially before long trips. Inspect tires for wear and damage.

### Cleaning Your Mini

Use appropriate car wash soaps and soft cloths for exterior cleaning. For the interior, use specialized cleaners for upholstery and dashboard surfaces. Pay special attention to the convertible top material, using recommended cleaning products to preserve its condition.



Figure 2: Back cover of the owner's manual, displaying a barcode and the slogan "DRIVE ME." This manual is an essential resource for all Mini Cooper Convertible owners.

## TROUBLESHOOTING COMMON ISSUES

This section provides guidance on addressing minor issues you might encounter with your Mini Cooper Convertible. For complex problems, always consult a qualified technician.

### Common Vehicle Issues and Solutions

Symptom	Possible Cause	Solution
Engine won't start	Dead battery, faulty starter, no fuel	Check battery terminals, jump-start, check fuel level, consult service.
Warning light illuminated	Various system malfunctions (e.g., check engine, oil pressure)	Consult the full owner's manual for specific light meanings; seek professional diagnosis.
Tire pressure low	Puncture, temperature change, slow leak	Inflate to recommended pressure; inspect for punctures; repair or replace tire.
Convertible top not operating	Latches not released, electrical issue, hydraulic fluid low	Ensure all latches are disengaged; check fuses; consult service.

## TECHNICAL SPECIFICATIONS

This section provides key technical data for the 2006 Mini Cooper Convertible. For a complete list of specifications, refer to the comprehensive owner's manual.

**Model:** 2006 Mini Cooper Convertible

**Engine Type:** (Specific engine details would be here, e.g., 1.6L I4)

**Fuel Type:** Unleaded Gasoline

**Fuel Tank Capacity:** (e.g., 13.2 US gallons)

**Transmission:** Manual or Automatic

**Dimensions (Approx.):** Length, Width, Height (e.g., 143.1 in L x 66.5 in W x 55.8 in H)

**Curb Weight:** (e.g., 2,700 lbs)

**Tire Size:** (e.g., P195/55R16)

*Note: Specific engine and dimension details vary by trim level and region. Always refer to your vehicle's specific documentation.*

WARRANTY INFORMATION

This owner's manual itself is a product. The warranty for the 2006 Mini Cooper Convertible vehicle would have been provided at the time of purchase. For information regarding the warranty of this specific owner's manual (the book), please refer to the seller or publisher, BMW dealer.

Typically, owner's manuals are not covered by a separate warranty beyond standard consumer goods return policies.

CUSTOMER SUPPORT AND FURTHER ASSISTANCE

For detailed technical support, service appointments, or genuine Mini parts, please contact an authorized Mini service center or dealership. You can find your nearest authorized service center by visiting the official Mini website or by searching online.

For inquiries regarding this specific owner's manual book, please contact the publisher:

**Publisher:** BMW dealer


**Publication Date:** January 1, 2006

**ASIN:** B06XD4SMP8






For general information about Mini vehicles, visit the official Mini website:[www.miniusa.com](http://www.miniusa.com) (Note: This link is for illustrative purposes and may not be the exact 2006 website.)

© 2006 Mini. All rights reserved. This manual is intended for informational purposes only.

Related Documents - 2006 Mini Cooper Convertible

	<p><a href="#">MINI Cooper (R55, R56, R57) Service Manual: 2007-2011</a></p> <p>Comprehensive service information and specifications for MINI Cooper models from 2007 to 2011 (Mk II), including Cooper, Cooper S, John Cooper Works (JSW), Clubman, and Convertible. Covers engine, drivetrain, suspension, electrical systems, and more.</p>
---	--



	<p><a href="#">MINI Convertible Owner's Manual: Your Guide to Driving and Maintenance</a></p> <p>Comprehensive owner's manual for the MINI Convertible, covering controls, driving tips, maintenance, and safety information. Essential guide for all MINI Convertible owners.</p>
	<p><a href="#">MINI Convertible Owner's Manual</a></p> <p>This comprehensive owner's manual guides you through the operation, safety features, and maintenance of your MINI Convertible. It is designed to help you understand and utilize your vehicle's capabilities effectively. Discover detailed information on: Vehicle Overview: Key features and systems. Controls: Understanding all interior and exterior controls. Driving: Tips for safe and efficient driving. Maintenance &amp; Care: Essential information for keeping your MINI in optimal condition. Reference: Technical specifications and troubleshooting. Consider this manual an integral part of your vehicle, essential for both current and future owners.</p>
	<p><a href="#">2017 MINI Convertible Owner's Manual   Operation and Features Guide</a></p> <p>Comprehensive owner's manual for the 2017 MINI Convertible. Learn about vehicle operation, controls, safety features, driving tips, and maintenance for an optimal driving experience.</p>
	<p><a href="#">MINI Cooper &amp; Cooper S 2006 Service and Warranty Information</a></p> <p>Comprehensive service and warranty guide for 2006 MINI Cooper and MINI Cooper S models, detailing maintenance schedules, inspections, warranty coverage, and roadside assistance provided by BMW of North America, LLC.</p>
	<p><a href="#">MINI Countryman and Paceman Owner's Manual</a></p> <p>Comprehensive owner's manual for the MINI Countryman and MINI Paceman, covering controls, driving tips, navigation, entertainment, communications, and maintenance.</p>