

Manuals+

[Q & A](#) | [Deep Search](#) | [Upload](#)

manuals.plus /

- › [SONOROUS](#) /
- › [SONOROUS ST-110 Premium TV Stand Instruction Manual](#)

SONOROUS ST-110 White Cabinet With Frosted Glass Cover White

SONOROUS ST-110 Premium TV Stand Instruction Manual

Model: ST-110 White Cabinet With Frosted Glass Cover White | Brand: SONOROUS

1. INTRODUCTION AND PRODUCT OVERVIEW

This manual provides essential information for the assembly, operation, maintenance, and troubleshooting of your SONOROUS ST-110 Premium TV Stand. Designed for modern living spaces, this TV console combines elegant aesthetics with practical functionality, offering discreet storage and easy mobility.



Figure 1.1: SONOROUS ST-110 Premium TV Stand in a living room setup.

Key Features:

- **Sophisticated Design:** High-gloss white glass cover with white tempered glass and natural white grain for a refined, luxurious appearance.
- **Hidden Wheels:** Concealed casters allow for effortless repositioning and convenient cable access, while preserving the stand's sleek look.
- **Frosted Glass Doors:** Available with frosted glass door panels that elegantly conceal components and add a soft aesthetic.
- **Robust Support:** Supports TVs up to 65 inches with a top shelf capacity of 110 lbs and a total load capacity of 177 lbs.
- **Push-to-Open Doors & Cable Management:** Features push-to-open doors with premium hinges and rear access panels for organized storage of AV equipment and hidden cables.




Figure 1.2: Detailed view of the ST-110's key features.

2. SETUP AND ASSEMBLY

The SONOROUS ST-110 TV Stand is designed for easy assembly. Please ensure you have all components and tools listed in the packaging before beginning. Follow the step-by-step instructions provided in the separate assembly guide included with your product. It is crucial to adhere to all assembly steps to ensure the stability and safety of the unit.

For optimal safety, always secure the TV stand to the wall using the appropriate hardware provided, especially if children or pets are present in the household. This prevents accidental tipping.

3. OPERATING INSTRUCTIONS

3.1 Hidden Wheels for Mobility

The ST-110 TV Stand is equipped with concealed wheels for effortless movement. To reposition the stand, gently push or pull it across a smooth surface. The hidden design ensures the wheels do not detract from the stand's aesthetic. When

moving, ensure no cables are snagged and the path is clear to prevent damage or injury.

3.2 Push-to-Open Doors

The cabinet doors feature a push-to-open mechanism. To open a door, gently press on the center of the door panel. The door will spring open slightly, allowing you to pull it fully open. To close, simply push the door firmly until it latches securely.

3.3 Storage and Cable Management

The ST-110 provides four internal shelves for organizing your audio-visual equipment, media, and accessories. Utilize the rear access panels to route and conceal cables, maintaining a clean and organized entertainment area. The frosted glass doors allow for remote control signals to pass through, even when closed, ensuring seamless operation of your devices.



Figure 3.1: Internal storage layout and cable management options.

4. MAINTENANCE

To maintain the appearance and longevity of your SONOROUS ST-110 TV Stand, follow these simple care instructions:

- **Cleaning:** Wipe surfaces with a soft, damp cloth. Avoid using abrasive cleaners, harsh chemicals, or solvents, as these can damage the finish and glass.
- **Dusting:** Regularly dust the stand with a dry, soft cloth to prevent buildup.
- **Spills:** Immediately wipe up any spills to prevent staining or damage to the wood and glass surfaces.
- **Glass Care:** For glass surfaces, use a glass cleaner specifically designed for tempered glass, applied to a cloth first, not directly to the glass.

5. TROUBLESHOOTING

This section addresses common issues you might encounter with your TV stand. If you experience problems not covered here, please contact customer support.

| Problem | Possible Cause | Solution |
|--------------------------------------------------------|----------------------------------------------------------------------------------|-------------------------------------------------------------------------------------------------------------------------------------------------------------------------------------------------------|
| Doors do not close securely or align properly. | Misalignment during assembly, obstruction, or issue with push-to-open mechanism. | Ensure all hinges are correctly installed and tightened. Check for any obstructions preventing full closure. If the issue persists, inspect the push-to-open mechanism for damage or contact support. |
| AV receiver or other components do not fit on shelves. | Component dimensions exceed shelf height/depth. | Verify component dimensions against the stand's internal measurements (refer to specifications). Some internal shelves may be removable to accommodate taller items, if designed for it. |
| Stand is unstable or wobbles. | Uneven floor, improper assembly, or excessive weight. | Ensure the stand is placed on a level surface. Re-check all assembly connections and tighten any loose screws. Do not exceed the maximum load capacities. |

6. SPECIFICATIONS

Below are the detailed specifications for the SONOROUS ST-110 TV Stand (White Cabinet With Frosted Glass Cover White model):

| Attribute | Detail |
|--------------------------------|--------------------------------------------------|
| Material | Wood, Tempered Glass |
| Number of Shelves | 4 |
| Manufacturer | SONOROUS |
| Special Feature | Easy Assembly, Hidden Wheels, Push-to-Open Doors |
| Item Weight | 99 pounds |
| Product Dimensions (L x W x H) | 43.34 x 17.73 x 17.34 inches |

| Attribute | Detail |
|---------------------------------|----------------------------------|
| Color | White (with Frosted Glass Cover) |
| Maximum TV Size Supported | Up to 65 inches |
| Maximum Top Shelf Load Capacity | 110 lbs |
| Total Load Capacity | 177 lbs |

AMPLE STORAGE SPACE

SONOROUS ST-110 Collection offers ample storage space, allowing you to store up to 4 components such as game consoles, DVD/Blu-Ray Players, sound systems, or speakers. With the I/R-friendly glass door, you can use remote controls even when the door is closed.



Figure 6.1: Detailed dimensions of the ST-110 TV Stand.

7. SAFETY INFORMATION

Your safety is paramount. Please read and adhere to the following safety guidelines:




- **Wall Anchoring:** Always secure the TV stand to the wall using the appropriate hardware provided. This is critical to prevent tipping, especially in homes with children or pets.
- **Weight Limits:** Do not exceed the specified weight capacities for the top shelf (110 lbs) and total load (177 lbs). Overloading can compromise the stand's stability and lead to damage or injury.
- **Moving the Stand:** Be cautious when moving the stand, especially on uneven surfaces, to avoid injury from the casters or accidental tipping of the TV. Ensure the TV and any heavy items are removed before moving.
- **Assembly:** Always follow the assembly instructions carefully. Incorrect assembly can lead to instability and potential hazards.
- **Placement:** Place the TV stand on a flat, stable, and level surface. Avoid placing it near heat sources, direct sunlight, or in areas with high humidity.
- **Ventilation:** Ensure adequate ventilation around electronic components placed inside the stand to prevent overheating.



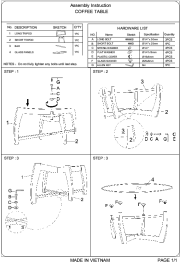
8. WARRANTY AND SUPPORT

The SONOROUS ST-110 Premium TV Stand is backed by a **1-year manufacturer's warranty**, covering defects in materials and workmanship under normal use. Please retain your proof of purchase for warranty claims.

For technical assistance, missing parts, or warranty inquiries, please contact SONOROUS customer support through their official website or the retailer from whom you purchased the product. Provide your model number (ST-110 White Cabinet With Frosted Glass Cover White) and a detailed description of the issue to expedite support.

Related Documents - ST-110 White Cabinet With Frosted Glass Cover White

| | |
|-------------------------------------------------------------------------------------|-------------------------------------------------------------------------------------------------------------------------------------------------------------------------------------------------------------------------------------------------------------------------------------------------------------------------------------------------------------------------------------------------------|
|  | <p>Floating Shelves Instruction Manual and Warranty Information</p> <p>This document provides instructions for installing floating shelves and details the two-year limited warranty provided by the manufacturer. It includes a parts list, step-by-step installation guides, and important safety warnings.</p> |
|  | <p>YITAHOME GZDX-V1 Coffee Table Assembly Instructions Step-by-Step Guide</p> <p>Detailed assembly instructions for the YITAHOME GZDX-V1 coffee table. Includes a parts list, explosion diagram, and clear, step-by-step guidance for easy furniture assembly.</p> |
|  | <p>George Oliver hssy1066 TV Cabinet Assembly Instructions</p> <p>Detailed, step-by-step assembly instructions for the George Oliver hssy1066 TV Stand. This guide provides a comprehensive parts list, panel identification, and clear instructions with textual descriptions of diagrams to help you build your modern wood entertainment center with 2 drawers and 2 cabinets.</p> |

| | |
|-----------------------------------------------------------------------------------------------------------------------------------------------------------------------------------------------------------------------------------------------------------------------------------------------------------------------------------------------------------------------------------------------------------------------------------------------------------------------------------------------|-------------------------------------------------------------------------------------------------------------------------------------------------------------------------------------------------------------------------------------------------------------------------------------------------------------|
| <div><div><div>WASGLE</div><div>LTV50/050</div></div><div></div><div><div>WASGLE</div></div></div> | <p>VASAGLE LTV50/050 TV Stand Assembly Instructions and Guide</p> <p>Detailed assembly instructions and user guide for the VASAGLE LTV50/050 TV Stand, including safety guidelines, parts list, and assembly steps. Supports TVs up to 35kg and 60 inches.</p> |
| <div><div><div>Costway</div></div><div></div><div><div>USER'S MANUAL/HANDBUCH /MANUEL DE L'UTILISATEUR/MANUAL DEL USUARIO /MANUALE UTENTE/INSTRUCȚIA OBLIGUĂ</div><div>JV10451GD</div><div>3-Layer Glass Console Table / Handbuch für Tisch / Manuel de l'utilisateur en français / 3. Etage / Págs de Consulta en español / 3. Etage / 3. Etage / 3. Etage / 3. Etage</div></div></div> | <p>Costway JV10451GD 3-Layer Glass Console Table Assembly Instructions</p> <p>Step-by-step assembly guide for the Costway JV10451GD 3-Layer Glass Console Table. Features a detailed parts list and clear instructions for building your console table.</p> |
| <div><div><div>MANUEL D'INSTRUCTIONS COFFEE TABLE</div><div></div><div><div>TABLE OF CONTENTS</div><div>1. Introduction</div><div>2. Safety Instructions</div><div>3. Assembly Instructions</div><div>4. Maintenance</div><div>5. Troubleshooting</div><div>6. Warranty</div></div></div></div> | <p>George Oliver Coffee Table Assembly Instructions (Model e0ee1073)</p> <p>Detailed assembly guide for the George Oliver 48 Inch Oval Glass Coffee Table (Model e0ee1073). Includes parts list, hardware specifications, and step-by-step instructions for building your coffee table.</p> |