

Manuals+

[Q & A](#) | [Deep Search](#) | [Upload](#)

Manuals.plus /

› [WAYLLSHINE](#) /

› High Power One Mode Red LED Flashlight Instruction Manual

WAYLLSHINE SK-68-1M-RD-Black-HS

High Power One Mode Red LED Flashlight Instruction Manual

Brand: WAYLLSHINE | Model: SK-68-1M-RD-Black-HS

1. ABOUT THE PRODUCT

The WAYLLSHINE High Power One Mode Red LED Flashlight is specifically engineered for night activities where preserving natural night vision is crucial. Its red light output is less disruptive to human eyes and does not spook animals, making it ideal for wildlife observation, astronomy, and aviation.

Key Features:

- **Specialized Red Light:** Designed for night observation, allowing users to see in the dark without disturbing animals or compromising night vision.
- **Single Mode Operation:** Features a simple On/Off switch with one high-power mode for straightforward use.
- **Long Beam Distance:** The red light beam can reach over 150 yards, providing ample illumination for various tasks.
- **Durable Construction:** Made from aluminum alloy for robust performance.
- **Adjustable Focus:** Allows for zooming in and out to adjust the beam from a wide flood to a focused spot.

2. PACKAGE CONTENTS

Upon opening your package, please ensure all items listed below are present:

- 1 x One Mode Red LED Flashlight
- *Note: Battery is not included and must be purchased separately.*

3. SETUP

This flashlight requires one 1.5V AA size battery or another compatible battery type with a maximum voltage of 4V. Higher voltage input will result in a brighter red light but may generate more heat.

Battery Installation:

1. Unscrew the tail cap of the flashlight by turning it counter-clockwise.
2. Insert one compatible AA size battery into the battery compartment with the positive (+) end facing towards the flashlight head.
3. Carefully screw the tail cap back on by turning it clockwise until it is securely tightened.




Figure 3.1: Exploded view of the flashlight components, illustrating battery insertion.




Figure 3.2: Flashlight dimensions and battery compatibility (AA or 14500 battery).

4. OPERATING INSTRUCTIONS

Turning On/Off:

To turn the flashlight on or off, firmly press the button located on the tail cap. This flashlight operates in a single high-power mode.

Adjusting Focus (Zoomable Feature):

The flashlight features an adjustable focus. To change the beam from a wide floodlight to a concentrated spotlight, gently pull or push the head of the flashlight forward or backward.

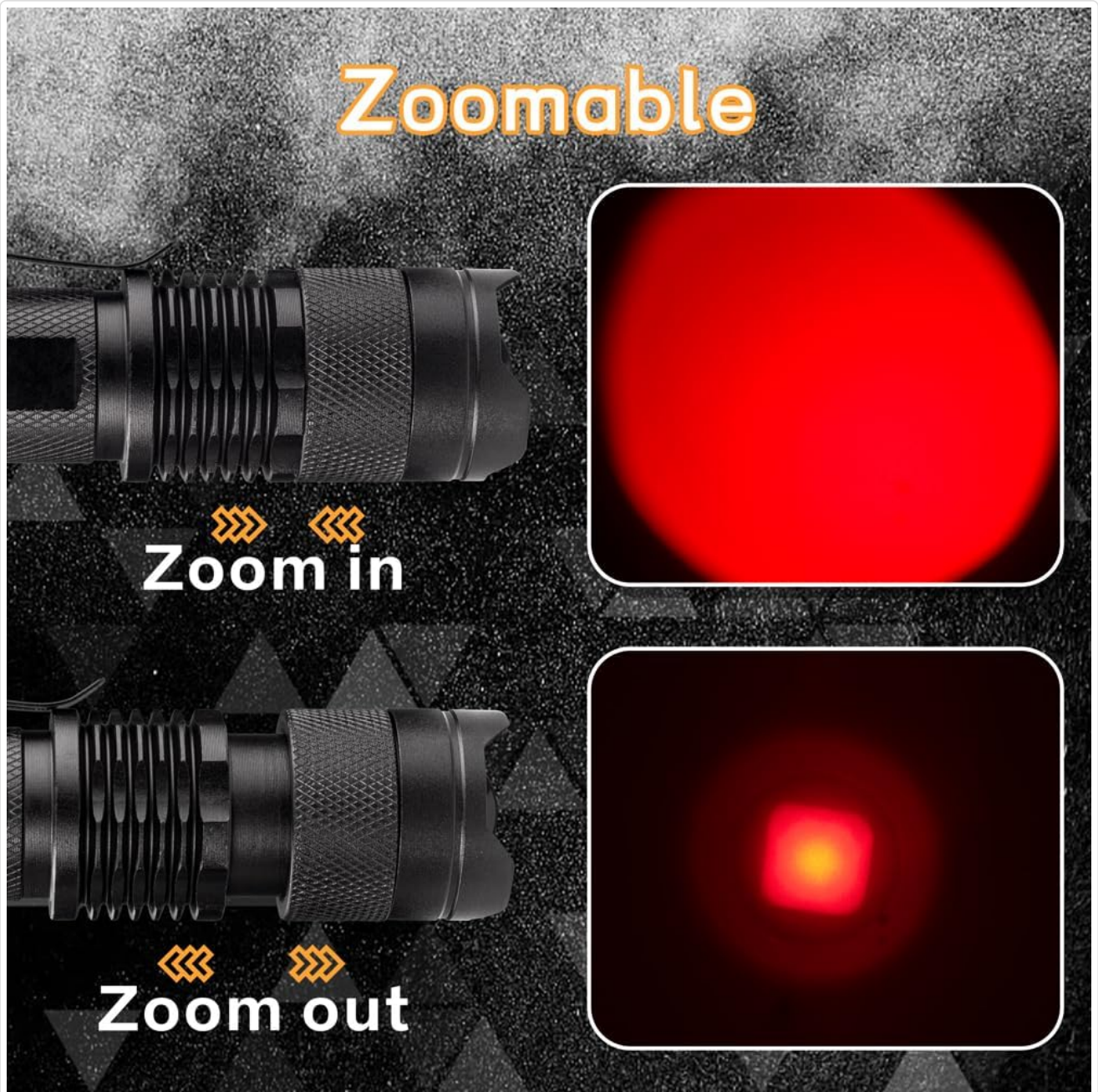


Figure 4.1: Demonstrating the zoomable feature for beam adjustment.



Figure 4.2: The flashlight emitting its characteristic red light.




Figure 4.3: Examples of the flashlight's use in different scenarios.

5. MAINTENANCE

- **Cleaning:** Wipe the flashlight body with a soft, damp cloth. Do not use abrasive cleaners or solvents.
- **Battery Care:** Remove the battery if the flashlight will not be used for an extended period to prevent leakage and damage. Store batteries in a cool, dry place.
- **Lubrication:** Periodically apply a thin layer of silicone grease to the O-rings and threads to maintain water resistance and smooth operation.

6. TROUBLESHOOTING

Problem	Possible Cause	Solution
Flashlight does not turn on.	Battery is dead or incorrectly inserted.	Replace battery or ensure it is inserted with the correct polarity (+ end towards head).
Light is dim or flickers.	Low battery power or loose connections.	Replace battery. Ensure tail cap and head are fully tightened. Clean battery contacts if necessary.
Beam does not focus properly.	Mechanism might be stiff or obstructed.	Gently twist and pull/push the head to loosen. Ensure no debris is obstructing the mechanism.

7. SPECIFICATIONS

Specification	Detail
Emitter Type	High Power Red LED
Light Beam Color	Red
Flashlight House Color	Black
Output Luminous Flux	200 lumens
Lighting Distance	150 yard
LED Number	1
Mode	One High Power
Switch	On/Off
Service Life	100,000 hours
Voltage	1.5V-4V
Battery Configuration	One 1.5V AA Size battery, or other type battery as the AA battery Size and Its Voltage should below 4V.
Body Material	Aluminum Alloy
Reflector Material	Aluminum Alloy
Weight	60g / 2.1OZ
Size (L x D)	9CM x 2CM / 3.5in x 0.8in
Model Number	SK-68-1M-RD-Black-HS
UPC	607841995993

8. PRODUCT IMAGES



The compact design of the flashlight fits comfortably in hand.



Zoomable designed
(Pull this part to zoom light)

Clip for carry on Belt or Pocket

Head

Tail switch

Flashlight len



Applicable to AA Batteries
or 14500 Batteries.
But this package does not
include Batteries.

Various beam patterns and light distribution of the red LED.



Close-up of the powerful red light beam.

9. PRODUCT VIDEOS

Currently, there are no official product videos provided by the seller for this model. Please refer to the images and text instructions for product information.

10. WARRANTY AND SUPPORT

For warranty information and customer support, please refer to the documentation included with your purchase or contact WAYLLSHINE directly through their official website or authorized retailers. Keep your proof of purchase for any warranty claims.

Manufacturer: WAYLLSHINE

Model Number: SK-68-1M-RD-Black-HS