

eWheels EW-11

EW-11 Sports Mobility Recreational Euro Type Scooter User Manual

Model: EW-11 | Brand: eWheels

1. INTRODUCTION

The eWheels EW-11 is a 3-wheel recreational mobility scooter designed for comfortable and convenient personal transportation. This manual provides essential information for the safe operation, maintenance, and troubleshooting of your EW-11 scooter. Please read this manual thoroughly before operating the scooter to ensure proper use and longevity of the product.



Image: The eWheels EW-11 Sports Mobility Recreational Euro Type Scooter in red and white, viewed from the front-left angle.

Key Features

- **Fully Assembled:** Arrives ready for immediate use, requiring no complex assembly.
- **Long Range Performance:** Equipped with a 500-watt brushless motor, offering a top speed of 12 mph and a range of up to 40 miles on a single charge.
- **Enhanced Safety & Comfort:** Features front and rear suspension, an extended saddle seat, hand brakes, a horn, and rear brake lights for a secure and comfortable ride.
- **Convenient Storage:** Includes lockable rear and under-seat storage compartments, a front basket, and a tight 90-inch turning radius for maneuverability.
- **Durable Design:** Built with tubeless tires and supports a weight capacity of up to 400 lbs.



- 40 Mile Range
- 350 Lb Capacity
- 500 Watts
- Arrives Fully Assembled

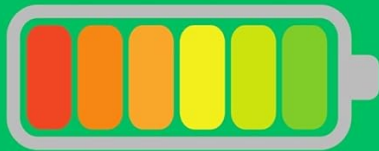


Image: A graphic highlighting key features of the EW-11 scooter, including 40-mile range, 350 lb capacity, 500 watts, and fully assembled delivery.

2. SAFETY INFORMATION

Your safety is paramount. Always adhere to the following guidelines and local traffic regulations when operating the EW-11 scooter.

General Safety Precautions

- Always wear appropriate safety gear, including a helmet, when operating the scooter.
- Familiarize yourself with all controls and features before your first ride.
- Do not operate the scooter under the influence of alcohol or drugs.
- Avoid sudden stops, turns, or acceleration, especially on uneven terrain.
- Ensure all lights and the horn are functioning correctly before each use.
- Do not exceed the maximum weight capacity of 400 lbs.
- Be aware of your surroundings and other pedestrians or vehicles.

Legal Disclaimer

Statements regarding dietary supplements have not been evaluated by the FDA and are not intended to diagnose, treat, cure, or prevent any disease or health condition. This disclaimer is provided as part of the product information and should be noted by the user.

3. SETUP AND FIRST USE

The eWheels EW-11 scooter arrives fully assembled and ready to ride, minimizing setup time. Follow these steps to prepare your scooter for its first use.

Unpacking and Initial Preparation

1. Carefully open the heavy-duty shipping box. You will need a pair of scissors or a box cutter to remove the packaging.
2. Remove any protective plastic wrapping from the scooter.
3. Fully charge the scooter before its first use. Refer to the charging instructions in the "Operating Instructions" section.
4. Familiarize yourself with the controls and features of the scooter.
5. Adjust the seat and other components to your comfort.
6. Ensure a stable position and securely fasten any safety belts if applicable.

Your browser does not support the video tag.

Video: "Fully Assembled In America" - This video demonstrates the unboxing and ready-to-ride nature of eWheels scooters, showing how they are prepared and shipped fully assembled.

4. OPERATING INSTRUCTIONS

Operating your EW-11 scooter is straightforward. Follow these steps for a safe and enjoyable ride.

Starting and Driving

1. Press the power button to turn on the scooter.
2. Check the battery indicator on the easy-to-read display to ensure sufficient charge.
3. Use the throttle to accelerate smoothly. The scooter can reach speeds up to 12 mph.
4. Utilize the hand brakes to slow down or stop. Apply both brakes gently for controlled deceleration.
5. Engage the horn as needed to alert others.
6. Ensure rear brake lights illuminate when braking.
7. Follow all applicable traffic rules and guidelines for powered mobility scooters in your area.

Easy to Read Display



Image: A close-up view of the EW-11 scooter's easy-to-read digital display, showing speed and battery indicators.

Easy to Operate



Image: A close-up of the EW-11 scooter's handlebars, showing the throttle and brake levers for easy operation.

Storage and Convenience

- Utilize the lockable rear storage compartment for secure storage of personal belongings.
- The under-seat storage provides additional space for smaller items.
- The front basket is ideal for carrying groceries or other light items.

Convenient Storage



Image: A composite image showcasing the various storage options on the EW-11 scooter, including the front basket, rear lockable compartment, and under-seat storage.

5. MAINTENANCE

Regular maintenance ensures the optimal performance and longevity of your EW-11 scooter.

Routine Checks

- **Battery Care:** Fully charge the battery after each use, especially if the scooter will be stored for an extended period. Avoid completely draining the battery.
- **Tire Pressure:** Although the scooter has tubeless tires, regularly check their pressure to ensure proper inflation for safety and efficiency.
- **Cleaning:** Wipe down the scooter with a damp cloth to remove dirt and dust. Avoid using harsh chemicals or direct water spray.
- **Brakes:** Periodically check the responsiveness of the hand brakes and ensure the rear brake lights are working.
- **Fasteners:** Inspect all nuts, bolts, and fasteners regularly to ensure they are tight and secure.

6. TROUBLESHOOTING

This section addresses common issues you might encounter with your EW-11 scooter. For problems not listed here, please contact customer support.

Problem	Possible Cause	Solution
Scooter does not turn on.	Battery is not charged or power switch is off.	Ensure the battery is fully charged. Check that the main power switch is in the "ON" position.
Reduced range or speed.	Low battery charge, tire pressure, or heavy load.	Fully charge the battery. Check and adjust tire pressure. Reduce load if exceeding capacity.
Brakes feel loose or ineffective.	Brake cables need adjustment.	Have brakes inspected and adjusted by a qualified technician.
Unusual noises during operation.	Loose components or mechanical issue.	Inspect for any loose parts. If noise persists, contact customer support.

7. SPECIFICATIONS

Detailed technical specifications for the EW-11 Sports Mobility Recreational Euro Type Scooter.

Feature	Detail
Model	EW-11
Brand	eWheels
Product Dimensions	67"D x 29"W x 38"H (67 x 29 x 38 inches)
Item Weight	209 Pounds
Motor	500-watt brushless motor with differential
Top Speed	Up to 12 mph
Range	Up to 40 miles on a single charge
Weight Capacity	400 lbs
Turning Radius	90 inches
Tires	Tubeless
Suspension	Front and Rear
Color	Red-2
Manufacturer	Ewheels
Date First Available	December 24, 2016

8. WARRANTY INFORMATION

eWheels stands behind the quality of the EW-11 scooter with a comprehensive warranty.

Limited Warranty

The eWheels EW-11 Scooter comes backed by a **3-year limited warranty**. This warranty covers potential manufacturing defects or issues that may arise, providing reassurance and support for years to come.

Please Note: Returns are subject to restocking fees due to the product's high weight. The limited warranty typically covers parts but may not cover labor costs for repairs, especially if performed by third-party technicians not authorized by eWheels.

9. CUSTOMER SUPPORT

For any questions, technical assistance, or warranty claims, please contact eWheels customer support.

- Refer to the contact information provided with your purchase documentation.
- Visit the official eWheels website for FAQs and support resources.







Image: An icon depicting hands holding a gear, symbolizing support and service.

© 2024 eWheels. All rights reserved.

Related Documents - EW-11

The image shows the cover of the EW-26 Electric Scooter Owner's Manual. It features a red electric scooter and the eWheels logo. Below the scooter, there are smaller images of other eWheels products and contact information: www.ewheelsusa.com, (888) 355-0885, and (888) 371-2843.	<p>EWheels EW-26 Electric Scooter Owner's Manual</p> <p>Comprehensive owner's manual for the EWheels EW-26 electric scooter, covering features, technical specifications, operation, charging, maintenance, safety guidelines, and warranty information.</p>
The image shows the cover of the EW-19 Owner's Manual. It features a red and black recreational mobility scooter and the eWheels logo. Below the scooter, there are smaller images of other eWheels products and contact information: www.ewheelsusa.com, (888) 355-0885, and (888) 371-2843.	<p>EWheels EW-19 Owner's Manual</p> <p>Comprehensive owner's manual for the EWheels EW-19 recreational mobility scooter, covering intended use, safety guidelines, operation, maintenance, technical specifications, and warranty information.</p>

 <p>The image shows the cover of the EW-11 Owner's Manual. It features the E-Wheels logo at the top, followed by the title 'EW-11 Owner's Manual'. Below the title is a large image of a red and white sport electric scooter. At the bottom, there are four small icons representing different scooter models and the website 'www.e-wheels.com'. Contact information for customer service is also provided.</p>	<p>EWheels EW-11 Sport Electric Scooter Owner's Manual</p> <p>Comprehensive owner's manual for the EWheels EW-11 Sport electric scooter, covering intended use, safety warnings, operation, maintenance, specifications, and warranty information.</p>
 <p>The image shows the cover of the EW-14 Owner's Manual. It features the E-Wheels logo at the top, followed by the title 'EW-14 Owner's Manual'. Below the title is a large image of a red recreational mobility scooter. At the bottom, there are four small icons representing different scooter models and the website 'www.e-wheels.com'. Contact information for customer service is also provided.</p>	<p>EWheels EW-14 Owner's Manual: Operation, Safety, and Maintenance Guide</p> <p>Comprehensive guide for the EWheels EW-14 recreational mobility scooter, covering intended use, safety warnings, operation, technical specifications, battery care, charging, and warranty information.</p>
 <p>The image shows the cover of the EW-20 Owner's Manual. It features the E-Wheels logo at the top, followed by the title 'EW-20 Owner's Manual'. Below the title is a large image of a blue and white mobility scooter. At the bottom, there are four small icons representing different scooter models and the website 'www.e-wheels.com'. Contact information for customer service is also provided.</p>	<p>EWheels EW-20 Mobility Scooter Owner's Manual</p> <p>This owner's manual provides comprehensive information for the EWheels EW-20 mobility scooter, including features, technical specifications, operating instructions, charging and maintenance procedures, safety guidelines, and warranty details.</p>
 <p>The image shows the cover of the EW-72 Owner's Manual. It features the E-Wheels logo at the top, followed by the title 'EW-72 Owner's Manual'. Below the title is a large image of a blue and white mobility scooter. At the bottom, there are four small icons representing different scooter models and the website 'www.e-wheels.com'. Contact information for customer service is also provided.</p>	<p>EWheels EW-72 Mobility Scooter Owner's Manual</p> <p>Comprehensive owner's manual for the EWheels EW-72 mobility scooter, covering intended use, safety warnings, operation, maintenance, technical specifications, and warranty information.</p>