

manuals.plus /

› **Masterplug** /

› **Masterplug 80ft Cord Reel Instruction Manual**

**Masterplug OLA801114G4SL-US**

## **Masterplug 80ft Cord Reel Instruction Manual**

Model: OLA801114G4SL-US

### **1. SETUP**

The Masterplug 80ft Cord Reel is designed for convenient and safe power distribution. Before first use, ensure the unit is placed on a stable, flat surface.



Figure 1: Main view of the 80ft Cord Reel.

### 1.1 Unreeling the Cord

To extend the cord, grasp the plug end and pull it away from the reel. The integrated cord guide (Figure 2) helps prevent tangles and ensures smooth extension. Pull only the necessary length of cord for your task.



Figure 2: Cord reel with winding handle and integrated cord guide.

## 1.2 Connecting to Power

Plug the cord reel's main plug into a suitable grounded power outlet. The unit features a power LED indicator (Figure 3) that illuminates when power is live.



Figure 3: Close-up of the power switch, outlets, LED indicator, and safety overload button.

## 2. OPERATING INSTRUCTIONS

The Masterplug 80ft Cord Reel is equipped with features for safe and efficient operation.

### 2.1 Using the Power Outlets

The cord reel provides four (4) shuttered grounded power outlets (Figure 3) for connecting multiple appliances. Ensure that the total current draw of all connected devices does not exceed 13 amps.

### 2.2 Localized On/Off Switch

A localized on/off switch (Figure 3) allows you to control the power directly at the reel, providing convenience and safety, especially when the main power outlet is not easily accessible.

### 2.3 High Visibility Cable

The 14AWG cable is designed with high visibility (Figure 4) to enhance safety and reduce tripping hazards in various



work environments.



Figure 4: Details of the heavy-duty 14 AWG cord, including grounded plug and pure copper conductors.

## 2.4 Usage Scenarios

The cord reel is suitable for various applications, including DIY projects, household tasks, and commercial use, providing extended reach and multiple power points (Figure 5).



Figure 5: The cord reel in different environments, demonstrating its versatility.

## 2.5 Product Video Overview

For a visual demonstration of the Masterplug 80ft Cord Reel's features and operation, please watch the official product video below.

Video: Masterplug 80ft Open Cord Reel with 4 120V / 13 amp Integrated Outlets and Thermal Overload Breaker. This video provides a detailed look at the product's design and functionality.

## 3. MAINTENANCE

Proper maintenance ensures the longevity and safe operation of your cord reel.

### 3.1 Winding the Cord

After each use, wind the cord back onto the reel using the winding handle. The integrated cord guide assists in tangle-free winding, keeping the cord neat and protected. Ensure the cord is fully wound before storage to prevent damage.

### 3.2 Cleaning and Storage

Keep the cord reel clean and free from dirt, dust, and debris. Store the unit in a dry place, away from extreme temperatures and direct sunlight, to preserve the integrity of the cable and housing.

## 4. TROUBLESHOOTING

This section addresses common issues you might encounter with your cord reel.

### 4.1 Safety Overload Circuit Breaker

The cord reel is equipped with a safety overload circuit breaker (Figure 3) that automatically cuts power in the event of an electrical overload. If power is cut, disconnect all devices from the outlets, press the red reset button on the reel, and then reconnect devices one by one to identify the cause of the overload. Do not bypass or tamper with the circuit breaker.

## 5. SPECIFICATIONS

Feature	Detail
Model Number	OLA801114G4SL-US
Cord Length	80 feet
Wire Gauge	14 AWG
Amperage	13 amps
Number of Outlets	4 Grounded Outlets
Product Dimensions	11 x 10 x 8.25 inches (Figure 6)
Item Weight	10 pounds
Manufacturer	Luceco plc
Country of Origin	China



# COMPACT DESIGN




Figure 6: Key dimensions of the Masterplug 80ft Cord Reel.

## 6. WARRANTY







The Masterplug 80ft Cord Reel comes with a **3-year warranty**. Please retain your proof of purchase for warranty claims. For detailed warranty terms and conditions, refer to the product packaging or contact Masterplug customer support.

## 7. SUPPORT

For any questions, technical assistance, or support regarding your Masterplug 80ft Cord Reel, please contact the manufacturer, Luceco plc, through their official website or customer service channels. Refer to the product packaging for specific contact information.



Related Documents - OLA801114G4SL-US

	<p><a href="#">Masterplug 80ft Large Open Reel OLA80111464SL-US Technical Specification and User Guide</a></p> <p>Technical specifications and user instructions for the Masterplug 80ft Large Open Reel (Model OLA80111464SL-US). Features include 4 surge-protected 120V sockets, a 13A thermal breaker with reset button, an integrated on/off switch, and a power LED indicator. This 80ft green cable reel is designed for home, yard, and light industrial use, offering a maximum load of 1560W.</p>
	<p><a href="#">Masterplug Product Manuals: Extension Leads, Cable Reels, Timers, and Surge Protectors</a></p> <p>Comprehensive user manuals and assembly instructions for a range of Masterplug electrical products, including extension leads, cable reels, weatherproof sockets, countdown timers, immersion heater timers, and surge protectors. This guide provides essential safety information, operating instructions, and technical specifications.</p>
	<p><a href="#">Masterplug Outdoor Power Extension Lead with Cable Tidy CTx13   Safe Garden &amp; DIY Use</a></p> <p>Discover the Masterplug Outdoor Power Extension Lead with Cable Tidy (CTx13). Features a single socket, 13A fused plug, and manufactured to BS1363-2 for safe garden and light DIY power solutions.</p>
	<p><a href="#">Masterplug WBXBFG8BTMS24 Outdoor Weatherproof Power Box with Timer</a></p> <p>The Masterplug WBXBFG8BTMS24 is an IP54 rated outdoor weatherproof power box designed for safe power solutions for garden and light DIY use. It features a 24-hour timer, multiple outlets, and robust construction.</p>
	<p><a href="#">Masterplug Outdoor Power Weatherproof Box (WBX) - Installation and Safety Guide</a></p> <p>Comprehensive guide to the Masterplug Outdoor Power Weatherproof Box (WBX), detailing features, technical specifications, safety warnings, and installation instructions for safe outdoor power solutions.</p>
	<p><a href="#">Masterplug Mode 2 EV Charger User Guide: Safety, Operation, and Troubleshooting</a></p> <p>Official user guide for the Masterplug Mode 2 EV Charger (EVCM2216xx/G-EU). Provides essential safety instructions, operating procedures, indicator status explanations, fault troubleshooting, technical specifications, and care guidelines for electric and hybrid vehicles.</p>