

[Manuals.plus](#) /

› [Anker](#) /

› Anker SoundBuds Slim Wireless Headphones (Model A3235) Instruction Manual

Anker A3235

Anker SoundBuds Slim Wireless Headphones (Model A3235) Instruction Manual

Your guide to setup, operation, and maintenance.

INTRODUCTION

The Anker SoundBuds Slim are lightweight wireless earbuds designed for active lifestyles. Featuring Bluetooth 4.1 connectivity, 6mm drivers for high-fidelity audio, and an IPX5 water-resistant rating, these earbuds are built to withstand sweat and rain, providing a reliable audio experience for sports and exercise.

WHAT'S IN THE BOX

- SoundBuds Slim Wireless Headphones
- XS/S/M/L EarTips (various sizes for optimal fit)
- S/M/L In-Ear Hooks (various sizes for secure fit)
- FitClip
- Shirt Clip
- Micro USB Cable (for charging)
- Travel Pouch
- Welcome Guide




Figure 1: Anker SoundBuds Slim Wireless Headphones with included accessories.

SETUP

1. Charging

Before first use, fully charge your SoundBuds Slim. Connect the included Micro USB cable to the charging port on the in-line remote control and to a USB power source. A full charge takes approximately 1.5 hours and provides up to 7 hours of playtime.



Powerful Playtime

Charge in 1.5 Hours and Listen for 7.

Figure 2: The SoundBuds Slim charging via Micro USB cable, illustrating the 1.5-hour charge time for 7 hours of playtime.


2. Bluetooth Pairing

1. Ensure your SoundBuds Slim are charged.
2. Press and hold the multi-function button on the in-line remote until the LED indicator flashes blue and red, indicating pairing mode.
3. On your device (smartphone, tablet, etc.), enable Bluetooth and search for available devices.
4. Select "SoundBuds Slim" from the list of devices. Once connected, the LED indicator will flash blue periodically.

Video: Anker SoundBuds NB10 Bluetooth Earbuds. This video demonstrates the general pairing process for Anker SoundBuds, which is similar for the SoundBuds Slim model.

3. Finding Your Fit

The SoundBuds Slim come with multiple sizes of EarTips (XS/S/M/L) and In-Ear Hooks (S/M/L). Experiment with different combinations to find the most comfortable and secure fit for your ears. A proper fit is crucial for optimal sound quality and to ensure the earbuds stay in place during physical activity.



Tailored Fit

Superior comfort with customizable accessories.

Figure 3: Various sizes of EarTips and In-Ear Hooks are provided to ensure a tailored and comfortable fit for all users.

OPERATING INSTRUCTIONS

1. In-Line Remote Controls

The in-line remote provides easy access to various functions:

- **Power On/Off:** Press and hold the multi-function button.
- **Play/Pause:** Press the multi-function button once.
- **Volume Up/Down:** Press the '+' or '-' buttons.
- **Next/Previous Track:** Press and hold the '+' or '-' buttons.
- **Answer/End Call:** Press the multi-function button once during a call.
- **Reject Call:** Press and hold the multi-function button during an incoming call.



You're In Control

Easy to use in-line Microphone and Remote.

Figure 4: The in-line remote control allows for easy management of music playback and calls.

2. Magnetic Connection

The earbuds feature a magnetic connection. When not in use, the earbuds can be clipped together around your neck for secure and tangle-free storage.



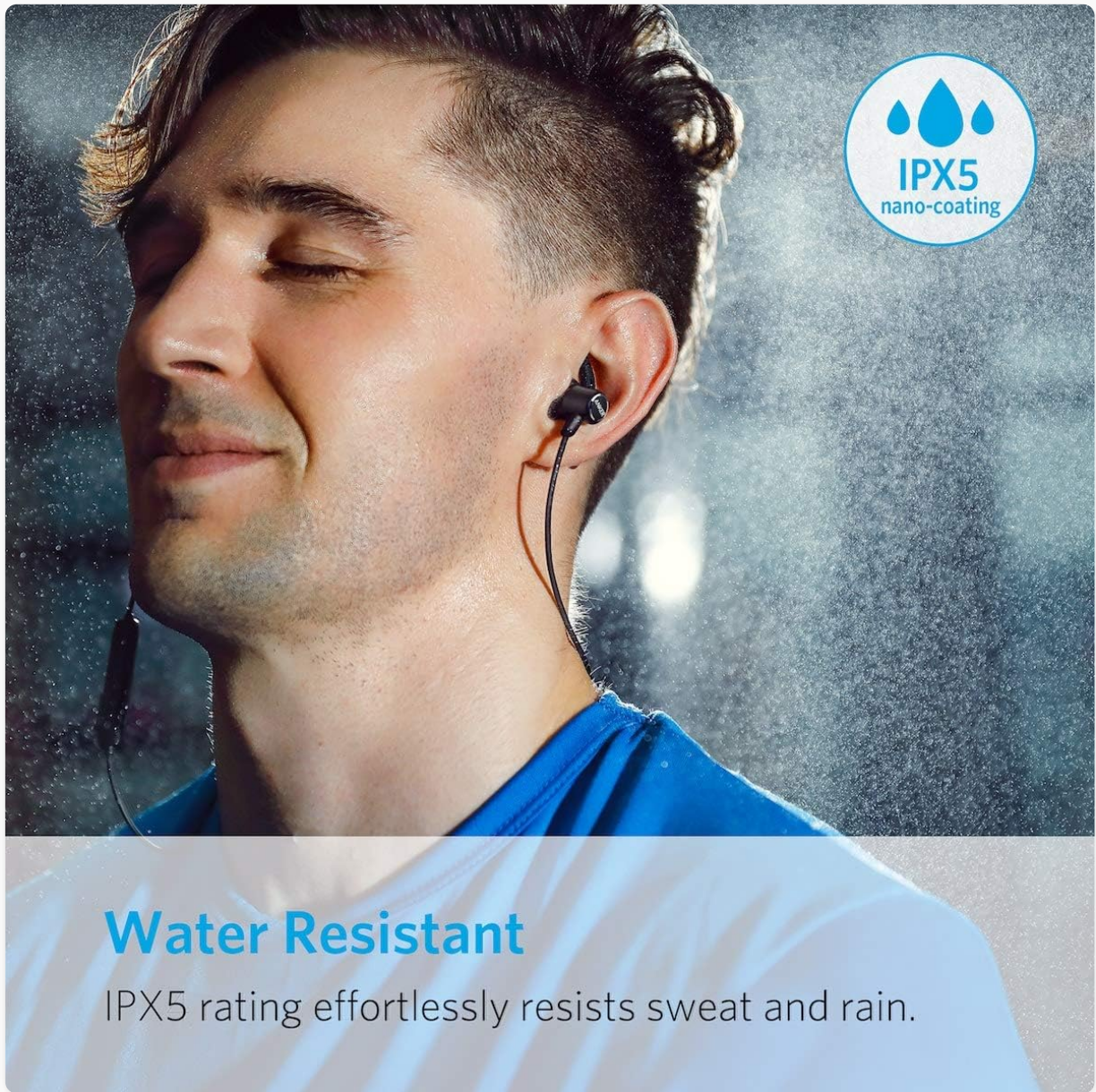
Magnet Cable Management

Clip together for simple storage.

Figure 5: The magnetic earbuds clip together for convenient and secure storage around the neck.

3. Water Resistance (IPX5)

The SoundBuds Slim are rated IPX5 water-resistant, meaning they can withstand sweat and light rain. They are not designed for submersion in water.



Water Resistant

IPX5 rating effortlessly resists sweat and rain.

Figure 6: The IPX5 rating ensures the SoundBuds Slim are resistant to sweat and light rain.

MAINTENANCE

To maintain optimal performance and hygiene, regularly clean the EarTips and In-Ear Hooks. They are removable for easy cleaning with a soft, damp cloth. Ensure they are completely dry before reattaching to the earbuds.

TROUBLESHOOTING

- **Connectivity Issues:** Ensure the earbuds are fully charged and within Bluetooth range (up to 10 meters). Disconnect and re-pair the earbuds if connection is unstable.
- **Sound Quality:** Ensure EarTips are correctly sized and sealed in your ear for optimal audio.
- **Battery Life:** If battery life is shorter than expected, ensure the earbuds are fully charged before each use. Avoid extreme temperatures.

SPECIFICATIONS

Feature	Specification
Model Name	A3235

Connectivity Technology	Bluetooth 4.1 (Note: Product description mentions Bluetooth 5, but specifications list 4.1. Please refer to product packaging for definitive version.)
Audio Driver Size	6 Millimeters
Battery Life	Up to 7 hours (playtime)
Charging Time	1.5 Hours
Water Resistance Level	IPX5 (Sweat and Water Resistant)
Item Weight	13.61 g (0.48 ounces)
Control Type	Button Control (in-line remote)
Material	Plastic, Thermoplastic Elastomer (TPE)

WARRANTY & SUPPORT

Anker SoundBuds Slim come with a worry-free 18-month warranty. For any questions or support needs, please contact Anker customer service. Our friendly customer service team is ready to assist you.