

## Mega Brands DYF10

# Mega Construx Pokémon Squirtle vs. Charmander Building Set Instruction Manual

Model: DYF10

## 1. INTRODUCTION

This instruction manual provides essential information for the assembly, operation, and maintenance of your Mega Construx Pokémon Squirtle vs. Charmander building set. Please read this manual thoroughly before beginning assembly to ensure correct construction and safe use of the product. This set allows you to build detailed figures of Squirtle and Charmander, along with a themed battle environment, enabling imaginative play and display.

## 2. SAFETY INFORMATION

**WARNING: CHOKING HAZARD - Small parts. Not for children under 3 years.**

This product contains small parts which may pose a choking hazard to young children. Adult supervision is recommended during assembly and play, especially for younger users. Keep all packaging materials away from children.

## 3. PACKAGE CONTENTS

Verify that all components are present before starting assembly. The Mega Construx Pokémon Squirtle vs. Charmander building set includes:

- Buildable Squirtle figure
- Buildable Charmander figure
- Buildable environment with transparent battle effect pieces
- Building kit (various construction pieces)
- Instruction booklet (separate from this manual)

If any parts are missing or damaged, please contact Mega Brands customer support.

## 4. SETUP AND ASSEMBLY INSTRUCTIONS

Follow the step-by-step instructions provided in the included instruction booklet to assemble your Mega Construx Pokémon Squirtle vs. Charmander set. The booklet contains detailed diagrams and piece counts for each stage of construction.

1. **Unpack Components:** Carefully remove all pieces from the packaging and organize them by color or type to facilitate assembly.
2. **Follow Booklet:** Refer to the dedicated instruction booklet for precise assembly steps for both the Squirtle and Charmander figures, as well as the battle environment.
3. **Secure Connections:** Ensure all building blocks are firmly connected to prevent figures or structures from falling apart during play.
4. **Attach Battle Effects:** Once the figures and environment are built, attach the transparent battle effect pieces as shown in the instructions to simulate attacks.

Assembly is designed to be intuitive, but patience and attention to detail will ensure a successful build.

## 5. OPERATING INSTRUCTIONS

---

Once assembled, your Mega Construx Pokémon Squirtle vs. Charmander set is ready for interactive play and display.

- **Pose Figures:** The Squirtle and Charmander figures feature articulation, allowing for various poses to recreate battle scenes or display them dynamically.
- **Engage in Battles:** Use the figures and the built environment to stage imaginative Pokémon battles. The transparent effect pieces enhance the visual representation of attacks.
- **Combine Sets:** This set can be combined with other Mega Construx Pokémon construction sets to expand your Pokémon world and create larger, more elaborate scenes.

## 6. MAINTENANCE

---

Proper care will help preserve the quality and longevity of your building set.

- **Cleaning:** To clean the building blocks and figures, gently wipe them with a soft, dry cloth. For stubborn dirt, a slightly damp cloth can be used, followed by immediate drying. Avoid harsh chemicals or abrasive cleaners.
- **Storage:** Store the set in a cool, dry place away from direct sunlight to prevent discoloration or warping of plastic components.
- **Disassembly:** If disassembling the set for storage, do so carefully to avoid damaging the connection points of the blocks.

## 7. TROUBLESHOOTING

---

If you encounter any issues during assembly or play, consider the following:


- **Missing Pieces:** Double-check the packaging and surrounding area. If a piece is genuinely missing, contact Mega Brands customer support for assistance.
- **Difficulty Connecting Pieces:** Ensure pieces are oriented correctly and apply firm, even pressure. Some connections may require a bit more force.
- **Figures Not Stable:** Verify that all base pieces and connections are secure. Re-examine the instruction booklet for any missed steps or incorrect placements.

## 8. SPECIFICATIONS


Feature	Detail
Product Dimensions	1.88 x 9 x 6 inches
Item Weight	5.6 ounces
ASIN	B01N5HXMCT
Item Model Number	DYF10
Manufacturer Recommended Age	8 - 12 years
Release Date	August 5, 2017
Manufacturer	Mattel

## 9. PRODUCT OVERVIEW


Visual aids for the Mega Construx Pokémon Squirtle vs. Charmander building set.




**Image 1:** Front view of the Mega Construx Pokémon Squirtle vs. Charmander building set box, showing the assembled figures and battle environment.




**Image 2:** Side view of the product box, illustrating the dimensions of the packaging.




**Image 3:** The fully assembled Mega Construx Pokémon Squirtle vs. Charmander set, showcasing both figures and the battle environment with attack effects.




**Image 4:** An alternate view of the assembled set, highlighting the dynamic poses of Squirtle and Charmander.



**Image 5:** A detailed close-up of the assembled Mega Construx Squirtle figure, showing its features and articulation.

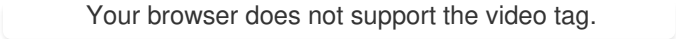


**Image 6:** A detailed close-up of the assembled Mega Construx Charmander figure, highlighting its design and poseability.



**Image 7:** The assembled battle environment from the set, featuring rocky structures and foliage elements.

## Official Product Video



Your browser does not support the video tag.

**Video 1:** An official demonstration video showcasing the Mega Construx Pokémon Squirtle vs. Charmander set in action, highlighting its buildable figures and battle features. This video is provided by the manufacturer, Mattel.

## 10. WARRANTY AND SUPPORT







Mega Brands products are manufactured to high-quality standards. For information regarding product warranty, returns, or technical support, please refer to the official Mega Brands website or contact their customer service department directly. Keep your proof of purchase for any warranty claims.

**Manufacturer:** Mattel

**Website:** [www.megaconstrux.com](http://www.megaconstrux.com) (or refer to product packaging for specific support contact information)

© 2023 Mega Brands. All rights reserved. Pokémon © 2023 The Pokémon Company International. TM, ® Nintendo.

Related Documents - DYF10

	<p><a href="#">MEGA Masters of the Universe Havoc Staff HFC45 Building Set Instructions</a></p> <p>Step-by-step building instructions for the MEGA Masters of the Universe Havoc Staff HFC45 construction set. Learn how to assemble this collectible toy from Mattel.</p>
	<p><a href="#">MEGA Hot Wheels HW V8 Bomber Monster Truck Building Instructions</a></p> <p>Step-by-step building instructions for the MEGA Hot Wheels HW V8 Bomber Monster Truck construction set (HHD17). Includes assembly guidance, part identification, and safety information.</p>
	<p><a href="#">UNSC Hornet vs. Covenant Vampire Construction Set Assembly Instructions</a></p> <p>Detailed assembly instructions for the MEGA Brands Halo UNSC Hornet vs. Covenant Vampire construction set, including part lists and step-by-step visual guides.</p>
	<p><a href="#">Mega Construx Pokémon Kanto Region Team Building Set HFG05 Instructions</a></p> <p>Step-by-step building instructions for the Mega Construx Pokémon Kanto Region Team set (HFG05), featuring Bulbasaur, Squirtle, Pikachu, and Charmander. Includes a comprehensive parts list and safety information.</p>
	<p><a href="#">MEGA Construx Pokémon Squirtle Evolution Set Building Instructions</a></p> <p>Engage young builders and Pokémon fans with the MEGA Construx Pokémon Squirtle Evolution Set (HDH93). This detailed construction toy allows for the assembly of Squirtle, Wartortle, and Blastoise figures, promoting creativity and problem-solving. Officially licensed by Pokémon and manufactured by Mattel.</p>
	<p><a href="#">Mega Construx Pokémon Charmander's Fire-Type Spin Building Set Instructions</a></p> <p>Assembly instructions for the Mega Construx Pokémon Charmander's Fire-Type Spin building set (HTH86). This guide details the step-by-step process for constructing the Charmander figure and its fiery base.</p>

