

manuals.plus /

› [Logitech](#) /

› [Logitech MK240 Nano Wireless USB Keyboard and Mouse Set User Manual](#)

Logitech MK240 Nano

Logitech MK240 Nano Wireless USB Keyboard and Mouse Set User Manual

Model: MK240 Nano (920-008202)

Brand: Logitech

Date: August 2025

INTRODUCTION

This user manual provides comprehensive instructions for the setup, operation, maintenance, and troubleshooting of your Logitech MK240 Nano Wireless USB Keyboard and Mouse Set. Please read this manual carefully before using the product to ensure optimal performance and longevity.



Figure 1: Logitech MK240 Nano Wireless Keyboard and Mouse Set. This image displays the compact black and chartreuse yellow keyboard, the matching mouse, and the small USB nano receiver.

WHAT'S IN THE BOX

The Logitech MK240 Nano Wireless USB Keyboard and Mouse Set package includes the following components:

- Wireless Keyboard
- Wireless Mouse
- Nano receiver
- 2 AAA batteries (for keyboard)
- 2 AAA batteries (for mouse)
- User documentation



Figure 2: Product packaging for the Logitech MK240 Nano set, showing the keyboard, mouse, and nano receiver inside the box.

SETUP GUIDE

1. **Insert Batteries:** Open the battery compartments on the underside of both the keyboard and the mouse. Insert the provided AAA batteries, ensuring correct polarity (+/-). Close the battery covers securely.
2. **Locate the Nano Receiver:** The small USB nano receiver is typically stored inside the mouse's battery compartment or packaged separately.
3. **Connect the Receiver:** Plug the nano receiver into an available USB port on your computer (PC or Mac).
4. **Power On:** Turn on the keyboard and mouse using their respective On/Off switches, usually located on the underside.
5. **Automatic Connection:** The keyboard and mouse should automatically connect to your computer. No additional software or drivers are typically required for basic functionality.



Figure 3: The Logitech MK240 Nano keyboard and mouse positioned on a desk, ready for use. The compact design is visible in a typical workspace setup.

OPERATING INSTRUCTIONS

Keyboard Usage

The MK240 Nano keyboard features a compact layout with integrated function keys for media control and other shortcuts.

- **Function Keys (F1-F12):** These keys have dual functions. The primary function (e.g., F1) is accessed directly. The secondary function (e.g., media control, volume) is accessed by pressing the **Fn** key simultaneously with the desired function key.
- **Spill-Resistant Design:** The keyboard is designed to withstand minor liquid spills. In case of a spill, immediately disconnect the keyboard from your computer and allow it to dry completely before re-use.
Note: This feature is tested under limited conditions (maximum of 60 ml liquid spillage) and does not

guarantee protection against all liquid exposure.




Figure 4: Close-up view of the Logitech MK240 Nano keyboard keys with water droplets, illustrating its spill-resistant design.

Mouse Usage

The contoured mouse provides comfortable navigation with precise tracking.

- **DPI:** The mouse operates at 1000 DPI for smooth and accurate cursor control.
- **On/Off Switch:** To conserve battery life, turn off the mouse when not in use for extended periods.

Wireless Connectivity

The set utilizes Logitech Advanced 2.4 GHz Wireless technology for a reliable connection.

- **Range:** The wireless range is up to 10 meters (33 feet). Environmental and computing conditions may affect the actual range.
- **Encryption:** Data transmission between the keyboard/mouse and the receiver is encrypted for security.

MAINTENANCE

- **Cleaning:** Use a soft, damp cloth to clean the surfaces of the keyboard and mouse. Avoid using harsh chemicals or abrasive materials.
- **Battery Replacement:** Replace batteries when performance degrades. The keyboard has an approximate battery life of 36 months, and the mouse has an approximate battery life of 12 months. Battery life may vary based on usage.
- **Storage:** When not in use for extended periods, turn off the keyboard and mouse to conserve battery life. Store the nano receiver inside the mouse's battery compartment to prevent loss.

TROUBLESHOOTING

Problem	Solution
Keyboard or mouse not responding.	<ol style="list-style-type: none">1. Ensure the nano receiver is securely plugged into a working USB port.2. Check if the keyboard and mouse are turned on.3. Replace the batteries in both the keyboard and mouse.4. Try plugging the nano receiver into a different USB port.5. Move the keyboard and mouse closer to the receiver.
Lag or intermittent connection.	<ol style="list-style-type: none">1. Reduce the distance between the devices and the receiver.2. Remove any large metal objects or other wireless devices that might be causing interference.3. Ensure the receiver is not plugged into a USB hub or docking station that might be causing signal degradation.
Function keys not working as expected.	Ensure you are pressing the Fn key simultaneously with the desired function key for secondary functions.

SPECIFICATIONS

Feature	Detail
Brand	Logitech
Model Number	920-008202
Series	MK240
Color	Black/Chartreuse Yellow

Feature	Detail
Connectivity Technology	Wireless/USB (2.4 GHz)
Wireless Range	Up to 10 meters (33 feet)
Keyboard Battery Life	Up to 36 months
Mouse Battery Life	Up to 12 months
Mouse DPI	1000 DPI
Keyboard Dimensions (LxWxH)	35.6 x 13.5 x 4.1 cm (14.0 x 5.3 x 1.6 inches)
Item Weight	454 g (16 oz)
Operating System Compatibility	PC, Mac OS
Special Features	Spill-resistant design, Plug-and-play wireless, Advanced 2.4 GHz Wireless

WARRANTY AND SUPPORT

Warranty Information:

This product comes with a 3-year limited warranty from Logitech. For warranty claims or service, please contact Logitech India Customer Care.

Logitech India Customer Care:

- **Toll Free Number:** 1800 572 4730
- **Opening Time:** 9:00 AM to 6:00 PM (Monday to Friday)
- *(Weekends & National Holidays closed)*

For additional support and resources, please visit the official Logitech support website.






© 2025 Logitech. All rights reserved.

Related Documents - MK240 Nano



[Logitech POP Icon Combo: Setup and Easy Switch Guide](#)

A concise guide to setting up your Logitech POP Icon Combo keyboard and mouse using Bluetooth and the Logi App, including instructions for the Easy Switch feature.

	<p>Logitech Wireless Combo MK240 Startup Guide</p> <p>A startup guide for the Logitech Wireless Combo MK240, including setup instructions, product features, and troubleshooting tips in English, Spanish, and Portuguese.</p>
	<p>Logitech K750 SOLAR Wireless Keyboard - Solar Powered, Eco-Friendly</p> <p>Discover the Logitech K750 SOLAR Wireless Keyboard. Features solar charging, long battery life, eco-friendly design, and reliable wireless connectivity for Windows users. Explore its benefits and specifications.</p>
	<p>Logitech MX Keys Advanced Wireless Illuminated Keyboard</p> <p>Discover the Logitech MX Keys, an advanced wireless illuminated keyboard designed for efficiency, stability, and precision. Featuring perfect-stroke keys, smart illumination, and multi-device connectivity for a seamless workflow.</p>
	<p>Logitech Wireless Combo MK240: Startup Guide & Setup Instructions</p> <p>Logitech Wireless Combo MK240 startup guide. Learn how to set up your K240 keyboard and M212 mouse, explore features, and find troubleshooting tips. Visit logitech.com for support.</p>
	<p>Logitech MK545 Advanced Wireless Keyboard and Mouse Combo: Getting Started Guide</p> <p>Learn how to set up and use your Logitech MK545 Advanced Wireless Keyboard and Mouse Combo with this comprehensive getting started guide. Covers product overview, keyboard features, hotkeys, function key shortcuts, tilt options, and LED indicators.</p>