

Manuals+

[Q & A](#) | [Deep Search](#) | [Upload](#)

[manuals.plus](#) /

› [Emerson](#) /

› [Emerson Sensi Touch Wi-Fi Smart Thermostat with Touchscreen Color Display, Works with Alexa, Energy Star Certified, C-wire Required, ST75 Black 5.625" x 3.4" x 1.17" User Manual](#)

Emerson ST75

Emerson Sensi Touch Wi-Fi Smart Thermostat User Manual

Model: ST75 | Brand: Emerson

INTRODUCTION

The Emerson Sensi Touch Wi-Fi Smart Thermostat is designed to provide precise temperature control and energy efficiency for your home's HVAC system. With its intuitive touchscreen interface and smart features, you can manage your home comfort from anywhere using the Sensi mobile app. This manual provides essential information for installation, operation, maintenance, and troubleshooting to ensure optimal performance of your thermostat.



Figure 1: Emerson Sensi Touch Wi-Fi Smart Thermostat

KEY FEATURES

- **Privacy Protection:** Sensi does not sell your personal information to third parties.
- **Easy DIY Installation:** Features a built-in level, illuminated easy-click terminals, and step-by-step app instructions for simplified setup.
- **Energy Savings:** ENERGY STAR-certified, capable of helping save approximately 23% on HVAC energy through flexible scheduling, remote access, and usage reports.
- **Sleek, Modern Design:** Large color touchscreen display with easy-to-read temperatures and intuitive menus.
- **Control From Anywhere:** Remotely manage your home comfort using the Sensi mobile app for Android and iOS devices.
- **Smart Maintenance:** Monitors HVAC system performance and efficiency, providing usage reports, equipment alerts, and maintenance reminders.

SETUP AND INSTALLATION

Compatibility Requirements

The Sensi Touch Wi-Fi Smart Thermostat is compatible with most conventional heating and cooling systems, including gas furnaces, air conditioners, electric furnaces, boilers, heat pumps, dual fuel,

and geothermal systems. A common wire (c-wire) is required for all functions. It is not compatible with line voltage systems or millivolt (mV) systems. Sensi thermostat is rated for 20-30 VAC.

Verify Compatibility

Conventional systems include boiler, gas furnace, radiant heat, electric heat and air conditioning. Heat pump systems include heat pump, dual fuel, geothermal

Sensi thermostat is not compatible with line voltage systems. A line voltage thermostat will typically have wires larger than 18 gauge and may not have terminal labels. If you're unsure of your system voltage, you or a contractor should measure voltage using a multimeter. Sensi thermostat is rated for 20-30 VAC.

Sensi thermostats are not compatible with millivolt system. A millivolt (mV) system operates on very low power, less than one volt. Sensi is designed for 20-30 VAC systems.

	Sensi Lite smart thermostat	Sensi smart thermostat	Sensi Touch 2 smart thermostat	Sensi Touch smart thermostat
System Type / Stages	Single (1H/1C), Multi-Stage (1H/2C, 2H/1C), Heat Pump (2H/1C)	Single 1H/1C, Multi-Stage 2H/2C, Heat Pump 4H/2C	Single 1H/1C, Multi-Stage 2H/2C, Heat Pump 4H/2C	Single 1H/1C, Multi-Stage 2H/2C, Heat Pump 4H/2C
Terminals*	R, O/B, Y, G, W/E, C	RC, RH, C, W/E, W2/*, Y, Y2/*, O/B/2, G, L	RC, RH, C, Y, Y2/*, W/E, W2/*, G, O/B, ACC+, ACCP	RC, RH, C, W/E, W2/*, Y, Y2/*, O/B/6, G, L
C-Wire	Not required for most systems	Not required for most systems	Required for all systems	Required for all systems

Figure 2: HVAC System Compatibility Overview

Included Components

Your Sensi Touch Wi-Fi Smart Thermostat package includes the following items:

- Sensi Touch Wi-Fi Smart Thermostat
- Installation Guide
- Mounting Hardware (screws and anchors)
- Owner's Manual
- Warranty Booklet



Figure 3: Included Components

Installation Steps

For detailed, step-by-step installation instructions, it is highly recommended to use the Sensi mobile app. The app provides a guided process, including wiring diagrams specific to your existing setup. A common wire (c-wire) is required for the thermostat to function. If your system does not have a c-wire, consult a qualified HVAC professional or refer to the detailed installation guide for alternative solutions.

Easy DIY Install

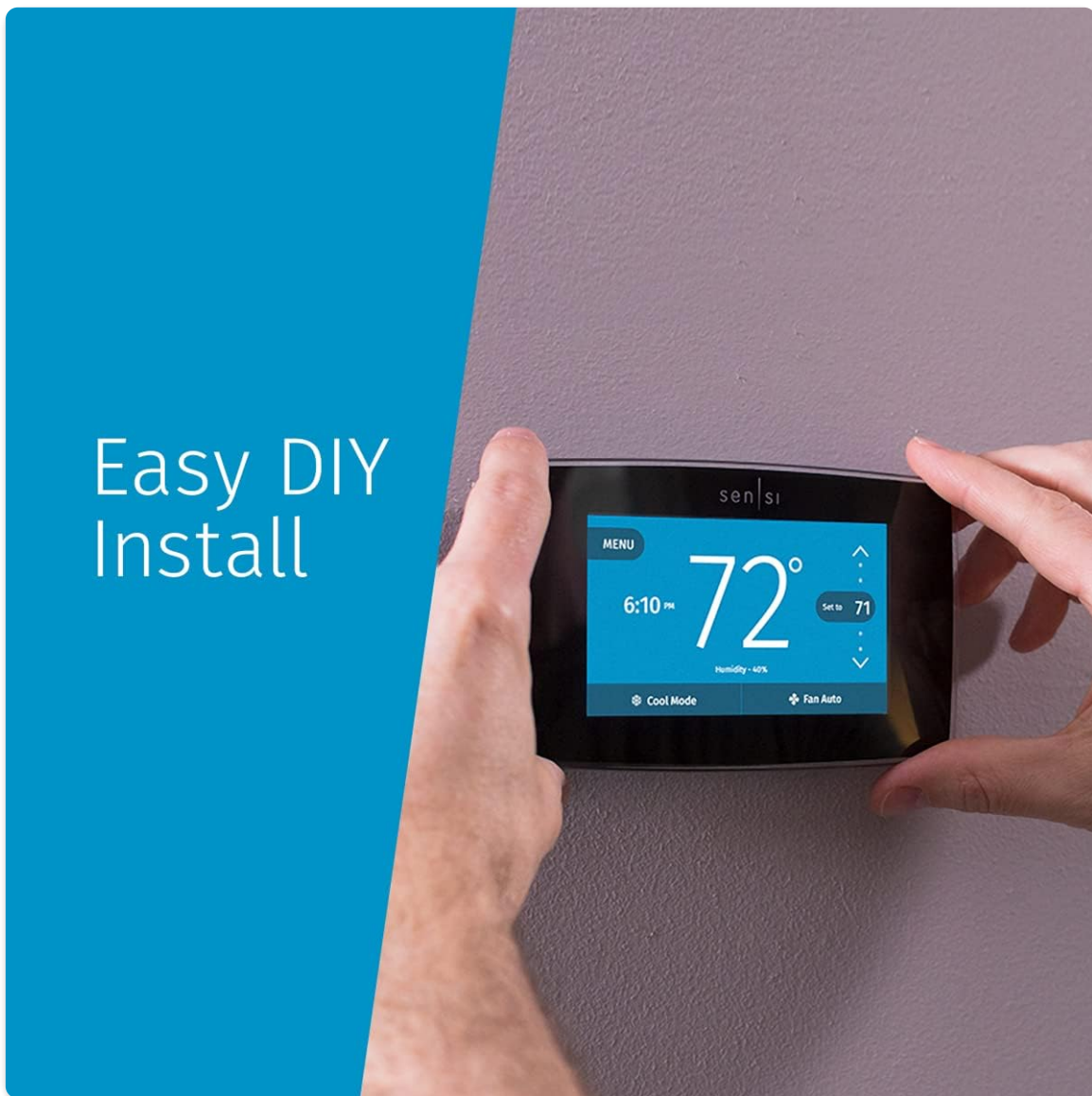


Figure 4: Easy DIY Installation

Wi-Fi Connectivity

The Sensi Touch thermostat connects to your home Wi-Fi network for remote control and smart features. Ensure your router is compatible. Some common compatible router manufacturers include Actiontec, ARRIS, ASUS, Cisco, Mikrotik, and Open Mesh. If you encounter connectivity issues, refer to the router compatibility list or contact customer support.

Manufacturer	Model
Actiontec	M142WR
ARRIS	TG1672G and TG1682
ASUS	RT-AC1200
Cisco	DPC39xx (3939 or 3941)
Mikrotik	Routerboard RB2011U series
Open Mesh	All Models

Contact our customer support if you have questions about router compatibility

Figure 5: Router Compatibility

OPERATING INSTRUCTIONS

Touchscreen Interface

The thermostat features a responsive color touchscreen display. You can adjust temperature settings, switch between modes (Heat, Cool, Auto, Off), and control the fan (Auto, On) directly from the screen. The display also shows current time, humidity, and set temperature.

Remote Control via Sensi App

Download the Sensi mobile app from the App Store (iOS) or Google Play (Android) to control your thermostat from anywhere. The app allows you to:

- Adjust temperature settings remotely.
- Create and manage flexible schedules.
- View usage reports to monitor energy consumption.
- Receive alerts and reminders.

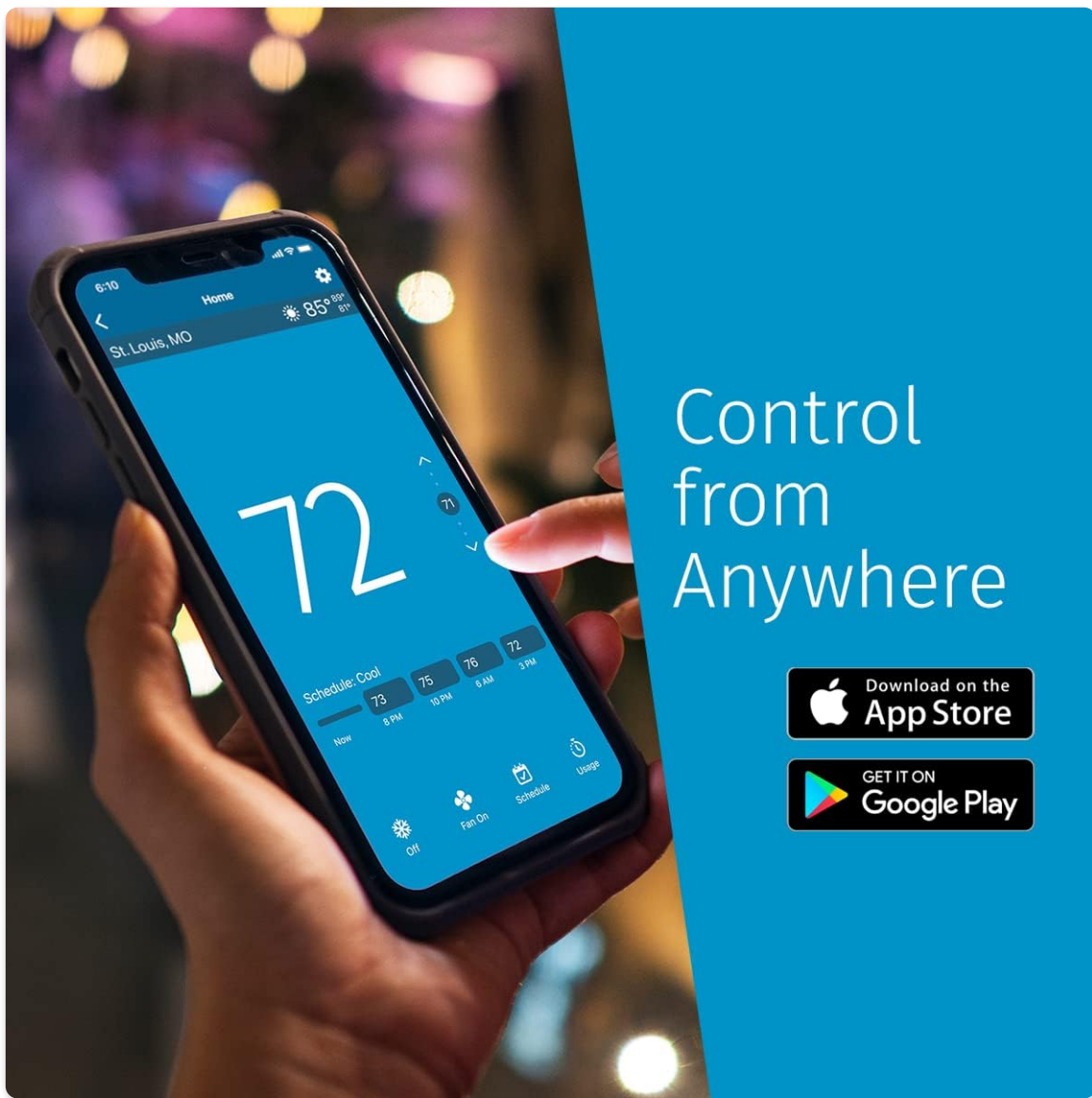


Figure 6: Remote Control via Sensi App

Smart Home Integration

The Sensi Touch thermostat seamlessly integrates with popular smart home platforms, including Amazon Alexa, Apple HomeKit, Google Assistant, SmartThings, and Vera. This allows for voice control and inclusion in broader home automation routines.

Integrates with **smart home** platforms

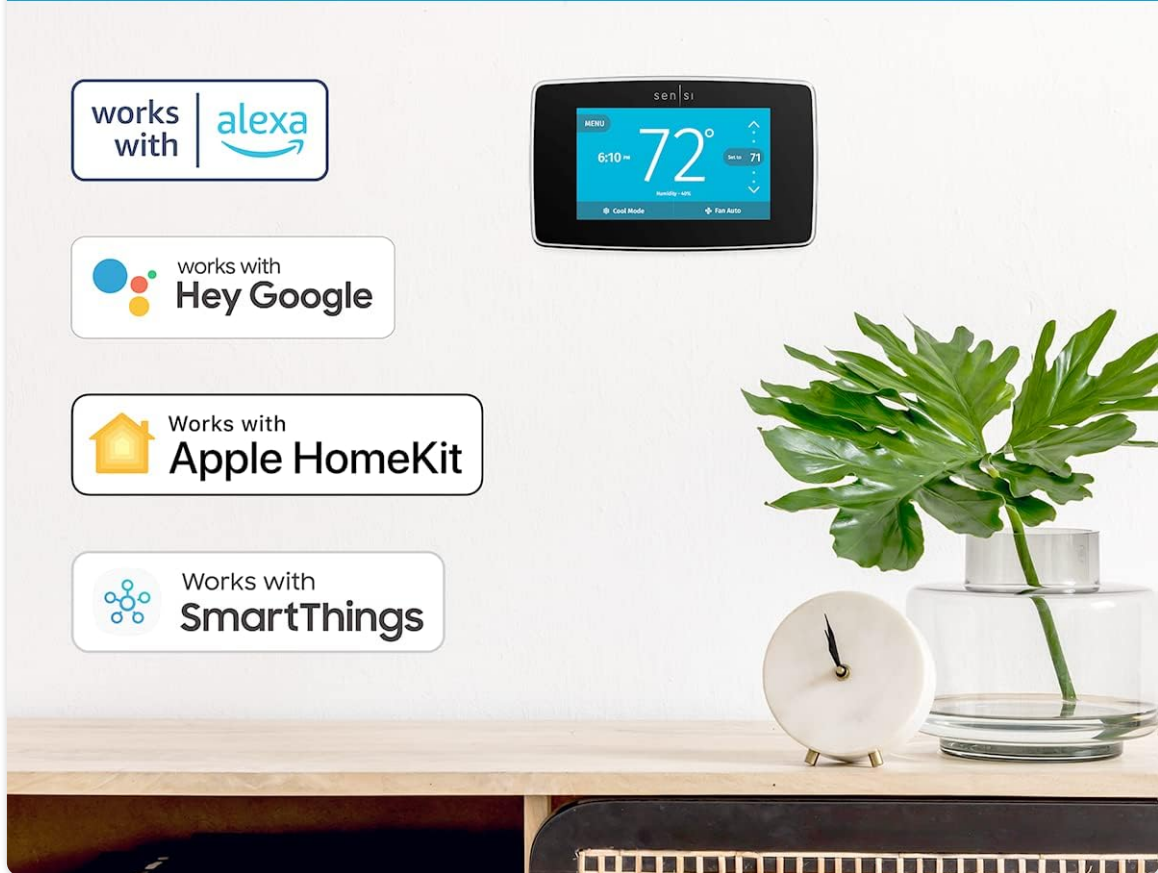


Figure 7: Smart Home Platform Integration

Energy Saving Features

Utilize the thermostat's programmable scheduling and remote access features to optimize your HVAC usage and save energy. The Energy Star certification indicates its efficiency in reducing energy consumption.



Figure 8: Energy Savings Features

Privacy Protection

Emerson is committed to protecting your privacy. Sensi thermostats are designed with data privacy in mind, ensuring your personal information is not sold to third parties and thermostat activity data is not used for targeting or advertising purposes.

Sensi protects your privacy while saving energy.



Sensi doesn't sell your personal information*

Figure 9: Data Privacy Commitment

MAINTENANCE

The Sensi Touch thermostat offers smart maintenance features to help you keep your HVAC system running efficiently. It provides valuable usage reports, alerts about your equipment's performance, and reminders for routine maintenance tasks such as filter replacement. Regularly check the Sensi app for these notifications.

For general cleaning, gently wipe the touchscreen and exterior with a soft, damp cloth. Avoid using abrasive cleaners or solvents.

TROUBLESHOOTING

If you experience issues with your Sensi Touch thermostat, consider the following common troubleshooting steps:

- **No Power/Display Off:** Ensure the c-wire is properly connected and receiving power. Check your circuit breaker.
- **Wi-Fi Disconnection:** Verify your home Wi-Fi network is active and the thermostat is within range. Try restarting your router. Reconnect the thermostat to Wi-Fi via the Sensi app's setup process.
- **Incorrect Temperature Readings:** Ensure the thermostat is not exposed to direct sunlight, drafts, or heat sources that could affect its internal sensor.
- **HVAC System Not Responding:** Check all wiring connections at the thermostat and your HVAC system. Ensure the system mode (Heat/Cool/Off) is correctly selected.

For persistent issues or complex problems, refer to the detailed User Manual or contact Emerson customer support.

SPECIFICATIONS

Attribute	Value
Brand	Emerson
Model Name	Touch Wi-Fi Thermostat
Product Dimensions	1.17"D x 5.63"W x 3.2"H
Controller Type	Amazon Alexa, Apple HomeKit, Google Assistant, SmartThings, Vera
Special Feature	Auto Changeover, Daylight Savings Time Ready, Filter Indicator, Geofence Technology, Programmable
Color	Black
Specific Uses For Product	Air Conditioner, Boiler, Furnace, Heat Pump
Temperature Control Type	programmable
Connectivity Technology	Wi-Fi
Included Components	Installation Guide, Mounting Hardware, Owner's Manual, Thermostat, Warranty Booklet
Power Source	AC/DC
Item Weight	0.85 Pounds
Voltage	30 Volts
Material	Plastic

Attribute	Value
Shape	Rectangular
Display Type	Touchscreen
Screen Size	4.3 Inches
Control Type	App Control
Control Method	Voice
Connectivity Protocol	Wi-Fi
Mounting Type	Wall Mount
Style	Black
Backlight	Yes
Specification Met	Energy Star
Manufacturer	Emerson Thermostats
UPC	786710554841



Figure 10: Product Dimensions

WARRANTY AND SUPPORT

Warranty Information

The Emerson Sensi Touch Wi-Fi Smart Thermostat comes with a 3-year limited warranty. Please refer to the included Warranty Booklet for full terms and conditions.

Product Documentation

For additional information and detailed guides, please refer to the following PDF documents:

- [Installation Manual \(PDF\)](#)
- [User Guide \(PDF\)](#)
- [User Manual \(PDF\)](#)

Customer Support

If you have any questions or require further assistance, please contact Emerson customer service. Their team of HVAC experts is available to help you with any inquiries regarding your Sensi thermostat.