

Sonic Alert SBB500SSB

Sonic Alert Sonic Bomb Dual Alarm Clock User Manual

MODEL: SBB500SSB

Brand: Sonic Alert

Introduction

The Sonic Alert Sonic Bomb Dual Alarm Clock with Bed Shaker is engineered to provide an exceptionally effective wake-up experience, particularly for heavy sleepers and those with hearing challenges. This device combines an extra-loud alarm, flashing alert lights, and a powerful bed shaker to ensure you never miss an important moment. Sonic Alert has been a trusted brand for over 40 years, dedicated to providing innovative solutions for notification needs.



Front view of the Sonic Bomb Dual Alarm Clock with its bed shaker unit.



The Sonic Bomb alarm clock is designed for a wide range of users, including children, individuals who are deaf or hard of hearing, the elderly, and heavy sleepers.

Setup

1. Power Connection:

Connect the alarm clock to a standard electrical outlet using the provided power cord. Ensure the connection is secure.

2. Battery Backup (Optional):

For battery backup functionality, insert a 9V battery (not included) into the designated compartment. This battery backup retains time and alarm settings during power outages but does not power the alarm clock's primary functions.

3. Bed Shaker Placement:

Plug the bed shaker unit into the appropriate port on the alarm clock. For optimal vibration, place the bed shaker under your mattress or pillow. This unit is designed to provide a strong physical alert to

complement the audible alarm and flashing lights.



MORE BENEFITS & FEATURES

SELECTABLE SNOOZE TIME

From 1 to 30 minutes

SELECTABLE LARGE DISPLAY

Choose 12 or 24 hours

SELECTABLE ALARM DURATION

From 1 to 59 minutes

SUPPORTS 120V & 240V


BATTERY BACKUP


 **Dual alarms to accomodate multiple sleepers.**

The Super Bed Shaker can be placed between your mattress and box spring or directly under your pillow for effective vibration.

Operating Instructions

Setting the Time

Refer to the specific buttons on your device (e.g., 'TIME SET', 'HOUR', 'MINUTE') to adjust the current time. The clock supports both 12-hour and 24-hour formats.

Setting Alarms

The Sonic Bomb features dual alarms (AL1 and AL2) to accommodate different wake-up times or multiple users. Use the 'AL SET' button to enter alarm setting mode. Adjust the desired alarm time using the 'HOUR' and 'MINUTE' buttons. You can set the alarm duration from 1 to 59 minutes.



DUAL ALARM CLOCK

Allowing you to set multiple alarms at once



The dual alarm clock feature allows for setting multiple alarms simultaneously, ideal for couples or different daily schedules.

Alarm Modes (Vibration, Buzz, Combo)

Select your preferred wake-up mode using the dedicated switch: vibration only, buzz (audible alarm) only, or a combination of both. The audible alarm can reach up to 113 dB.

Adjusting Volume and Tone

Use the 'VOL' and 'TONE' knobs or buttons to customize the loudness and frequency of the audible alarm. This allows you to find a sound that is effective yet comfortable for your wake-up experience.



ADJUSTABLE TONE

With adjustable tone, you can wake up to the sound that fits your mood, ensuring a peaceful morning.



The adjustable tone feature allows you to customize the alarm sound to your preference, ensuring a more pleasant wake-up.



VOLUME CONTROL

Adjust sound with ease using the knobs for volume and tone to customize your wake up experience



Easily adjust the sound volume using the dedicated knob to customize your wake-up experience.

Snooze Function

Press the 'SNOOZE' button to temporarily pause the alarm. The snooze duration can be adjusted between 1 and 30 minutes, allowing for a brief extension of sleep before the alarm reactivates.



ADJUSTABLE SNOOZE

Snooze the Alarm Clock from 1-30 minutes long as needed



The snooze function allows you to delay the alarm for 1 to 30 minutes as needed.

EASY TO SNOOZE

It's easy to do even if you're half awake



The snooze button is easy to locate and press, even when you are half-awake.

Flashing Alert Lights

The alarm clock features bright red flashing strobe lights that activate with the alarm, providing a visual cue for waking up, especially beneficial for individuals with hearing impairments.



The alarm clock features super bright red flashing strobe lights, with a 5-level dimmer to control brightness.

Display Dimmer

Adjust the brightness of the large digital display using the five-level dimmer function to suit your preference, ensuring comfortable viewing in any lighting condition.

Maintenance

- **Cleaning:**

Wipe the alarm clock and bed shaker with a soft, dry cloth. Do not use liquid cleaners or abrasive materials, as they may damage the surfaces.

- **Storage:**

If storing the unit for an extended period, disconnect it from the power source and remove the backup battery.

Troubleshooting

Problem	Possible Cause	Solution
---------	----------------	----------

Problem	Possible Cause	Solution
Alarm not sounding/vibrating	Alarm not set correctly; volume too low; bed shaker unplugged; incorrect alarm mode selected.	Verify alarm time and activation; increase volume; ensure bed shaker is securely plugged in; check alarm mode (VIB/BUZZ/OFF).
Display is dim or off	Dimmer setting is too low; power outage.	Adjust the 5-level dimmer; check power connection. If power outage, battery backup maintains settings but not display.
Static electricity buildup (with bed shaker)	Friction from bed shaker under mattress/pillow.	Ensure proper grounding of the bed shaker. If issues persist, consider alternative placement or using only audible/flashing alarms.
Time/settings reset after power outage	No 9V battery installed or battery is depleted.	Install a fresh 9V battery for backup functionality.

Specifications

Brand: Sonic Alert

Color: Blue

Display Type: Digital

Special Feature: 113 dB Extra Loud Dual (12/24 Hour) Alarm Clock with Vibrating bed shaker having large Display with Five-Level Dimmer, Snooze button, Adjustable tone and volume. Battery Backup. 1 Year Warranty

Product Dimensions: 7"W x 6.5"H

Power Source: Corded Electric

Room Type: Bedroom

Frame Material: Plastic

Item Weight: 16 ounces (1 pounds)

Model Number: SBB500SSB

UPC: 650518101272







First Available Date: December 8, 2016


Warranty and Support

The Sonic Alert Sonic Bomb Dual Alarm Clock comes with a **1 Year Limited Warranty** from the manufacturer.

For further assistance, product support, or to explore other Sonic Alert products, please visit the official Sonic Alert store:


[Visit the Sonic Alert Store on Amazon](#)

 <p>Sonic Bomb SBB500SS Loud Dual Alarm Clock</p> <p>Important Features of the Sonic Bomb SBB500SS:</p> <ul style="list-style-type: none"> • It has a large LCD display showing time, date, and alarm status. • It has a large volume knob for adjusting the alarm volume. • It has a large snooze button for snoozing the alarm. • It has a large power button for turning the alarm clock on or off. • It has a large battery compartment for inserting batteries. • It has a large alarm clock face for easy viewing. • It has a large alarm clock face for easy viewing. <p>Setting the Time:</p> <p>Press the TIME button to enter the time setting mode. Use the UP and DOWN buttons to adjust the time. Press the ENTER button to save the time.</p> <p>Setting the Alarm:</p> <p>Press the ALARM button to enter the alarm setting mode. Use the UP and DOWN buttons to adjust the alarm time. Press the ENTER button to save the alarm time.</p> <p>Setting the Volume:</p> <p>Press the VOLUME knob to adjust the alarm volume.</p> <p>Setting the Snooze:</p> <p>Press the SNOOZE button to snooze the alarm.</p> <p>Setting the Power:</p> <p>Press the POWER button to turn the alarm clock on or off.</p>	<p>Sonic Bomb SBB500SS Loud Dual Alarm Clock: Instruction Manual and Features</p> <p>Detailed instructions and features for the Sonic Bomb SBB500SS Loud Dual Alarm Clock by Sonic Alert. Learn how to set time and alarms, choose waking options, use volume and tone controls, battery backup, and connect accessories like lamps and bed shakers.</p>
 <p>Sonic Boom Alarm Clock & Bed Shaker SBB500SS-v3</p> <p>Important Features of the Sonic Boom Alarm Clock & Bed Shaker SBB500SS-v3:</p> <ul style="list-style-type: none"> • It has a large LCD display showing time, date, and alarm status. • It has a large volume knob for adjusting the alarm volume. • It has a large snooze button for snoozing the alarm. • It has a large power button for turning the alarm clock on or off. • It has a large battery compartment for inserting batteries. • It has a large alarm clock face for easy viewing. • It has a large alarm clock face for easy viewing. <p>Setting the Time:</p> <p>Press the TIME button to enter the time setting mode. Use the UP and DOWN buttons to adjust the time. Press the ENTER button to save the time.</p> <p>Setting the Alarm:</p> <p>Press the ALARM button to enter the alarm setting mode. Use the UP and DOWN buttons to adjust the alarm time. Press the ENTER button to save the alarm time.</p> <p>Setting the Volume:</p> <p>Press the VOLUME knob to adjust the alarm volume.</p> <p>Setting the Snooze:</p> <p>Press the SNOOZE button to snooze the alarm.</p> <p>Setting the Power:</p> <p>Press the POWER button to turn the alarm clock on or off.</p>	<p>Sonic Boom Alarm Clock & Bed Shaker SBB500SS-v3 Operation Manual</p> <p>Detailed operation instructions for the Sonic Alert Sonic Boom Alarm Clock & Bed Shaker, Model SBB500SS-v3. Learn how to set alarms, time, use test mode, and understand features like the bed shaker and battery backup.</p>
 <p>Sonic Alert SB300ss Sonic Boom Alarm Clock with Bed Shaker</p> <p>Important Features of the Sonic Alert SB300ss Sonic Boom Alarm Clock with Bed Shaker:</p> <ul style="list-style-type: none"> • It has a large LCD display showing time, date, and alarm status. • It has a large volume knob for adjusting the alarm volume. • It has a large snooze button for snoozing the alarm. • It has a large power button for turning the alarm clock on or off. • It has a large battery compartment for inserting batteries. • It has a large alarm clock face for easy viewing. • It has a large alarm clock face for easy viewing. <p>Setting the Time:</p> <p>Press the TIME button to enter the time setting mode. Use the UP and DOWN buttons to adjust the time. Press the ENTER button to save the time.</p> <p>Setting the Alarm:</p> <p>Press the ALARM button to enter the alarm setting mode. Use the UP and DOWN buttons to adjust the alarm time. Press the ENTER button to save the alarm time.</p> <p>Setting the Volume:</p> <p>Press the VOLUME knob to adjust the alarm volume.</p> <p>Setting the Snooze:</p> <p>Press the SNOOZE button to snooze the alarm.</p> <p>Setting the Power:</p> <p>Press the POWER button to turn the alarm clock on or off.</p>	<p>Sonic Alert SB300ss Sonic Boom Alarm Clock with Bed Shaker User Manual</p> <p>Comprehensive user manual for the Sonic Alert SB300ss Sonic Boom Alarm Clock with Bed Shaker. Includes detailed operation instructions, features, setup guides for time, alarm, and vibrator, warranty information, and safety warnings.</p>
 <p>Sonic Boom SB200ss Travel & Bedside Alarm Clock with Bed Shaker</p> <p>Important Features of the Sonic Boom SB200ss Travel & Bedside Alarm Clock with Bed Shaker:</p> <ul style="list-style-type: none"> • It has a large LCD display showing time, date, and alarm status. • It has a large volume knob for adjusting the alarm volume. • It has a large snooze button for snoozing the alarm. • It has a large power button for turning the alarm clock on or off. • It has a large battery compartment for inserting batteries. • It has a large alarm clock face for easy viewing. • It has a large alarm clock face for easy viewing. <p>Setting the Time:</p> <p>Press the TIME button to enter the time setting mode. Use the UP and DOWN buttons to adjust the time. Press the ENTER button to save the time.</p> <p>Setting the Alarm:</p> <p>Press the ALARM button to enter the alarm setting mode. Use the UP and DOWN buttons to adjust the alarm time. Press the ENTER button to save the alarm time.</p> <p>Setting the Volume:</p> <p>Press the VOLUME knob to adjust the alarm volume.</p> <p>Setting the Snooze:</p> <p>Press the SNOOZE button to snooze the alarm.</p> <p>Setting the Power:</p> <p>Press the POWER button to turn the alarm clock on or off.</p>	<p>Sonic Boom SB200ss Travel & Bedside Alarm Clock with Bed Shaker - Operation Manual</p> <p>User manual and operation instructions for the Sonic Alert SB200ss, a travel and bedside alarm clock featuring a bed shaker, adjustable tone and volume, and battery backup.</p>
 <p>Sonic Alert SBT600ss Sonic Traveler</p> <p>Important Features of the Sonic Alert SBT600ss Sonic Traveler:</p> <ul style="list-style-type: none"> • It has a large LCD display showing time, date, and alarm status. • It has a large volume knob for adjusting the alarm volume. • It has a large snooze button for snoozing the alarm. • It has a large power button for turning the alarm clock on or off. • It has a large battery compartment for inserting batteries. • It has a large alarm clock face for easy viewing. • It has a large alarm clock face for easy viewing. <p>Setting the Time:</p> <p>Press the TIME button to enter the time setting mode. Use the UP and DOWN buttons to adjust the time. Press the ENTER button to save the time.</p> <p>Setting the Alarm:</p> <p>Press the ALARM button to enter the alarm setting mode. Use the UP and DOWN buttons to adjust the alarm time. Press the ENTER button to save the alarm time.</p> <p>Setting the Volume:</p> <p>Press the VOLUME knob to adjust the alarm volume.</p> <p>Setting the Snooze:</p> <p>Press the SNOOZE button to snooze the alarm.</p> <p>Setting the Power:</p> <p>Press the POWER button to turn the alarm clock on or off.</p>	<p>Sonic Alert SBT600ss Sonic Traveler: Operation Manual & Features</p> <p>Comprehensive guide to the Sonic Alert SBT600ss Sonic Traveler alarm clock, featuring a bed shaker, 5-level dimmer, USB charging, and adjustable settings. Includes setup, operation, safety, and warranty information.</p>
 <p>Sonic Boom SB200ss-v3 Travel & Bedside Alarm Clock with Bed Shaker</p> <p>Important Features of the Sonic Boom SB200ss-v3 Travel & Bedside Alarm Clock with Bed Shaker:</p> <ul style="list-style-type: none"> • It has a large LCD display showing time, date, and alarm status. • It has a large volume knob for adjusting the alarm volume. • It has a large snooze button for snoozing the alarm. • It has a large power button for turning the alarm clock on or off. • It has a large battery compartment for inserting batteries. • It has a large alarm clock face for easy viewing. • It has a large alarm clock face for easy viewing. <p>Setting the Time:</p> <p>Press the TIME button to enter the time setting mode. Use the UP and DOWN buttons to adjust the time. Press the ENTER button to save the time.</p> <p>Setting the Alarm:</p> <p>Press the ALARM button to enter the alarm setting mode. Use the UP and DOWN buttons to adjust the alarm time. Press the ENTER button to save the alarm time.</p> <p>Setting the Volume:</p> <p>Press the VOLUME knob to adjust the alarm volume.</p> <p>Setting the Snooze:</p> <p>Press the SNOOZE button to snooze the alarm.</p> <p>Setting the Power:</p> <p>Press the POWER button to turn the alarm clock on or off.</p>	<p>Sonic Boom SB200ss-v3 Travel & Bedside Alarm Clock User Manual</p> <p>User guide for the Sonic Boom SB200ss-v3 Travel & Bedside Alarm Clock with Bed Shaker. Learn how to set time, alarms, snooze, and use features like the bed shaker and battery backup.</p>



[pdf] Instructions

Sonic Alert CC Models SBB500SS SBB500SSR SBB500SSB SBB500SSP SBB500SST to adjust the alarm duration desired setting from 1 minute 59 minutes When display is showing time it will return normal clock mode after 3 seconds The new becomes default and remains in memory until you change again utf 8 SBB500ss 4555569 app netsuite c Outstanding Files Models SBB500SS/SBB500SSR/**SBB500SSB**/SBB500SSP/SBB500SST Sonic Boom Alarm Clock Bed Shaker OPERATION INSTRUCTIONS IMPORTANT Please read these instructions carefully before use and retain for future reference. See operating instructions on back. Use only the supplied or recomend Sonic Alert ad... lang:en score:29 filesize: 477.43 K page_count: 5 document date: 2018-11-05



[pdf] Instructions

Sonic Alert CC User GuideThe Bomb Red Alarm Clock with Super ShakerSBB500sssystem na1 netsuite c 4555569 Outstanding Files SBB500ss ||| Models SBB500SS/SBB500SSR/**SBB500SSB**/SBB500SSP/SBB500SST Sonic Boom Alarm Clock Bed Shaker OPERATION INSTRUCTIONS IMPORTANT Please read these instructions carefully before use and retain for future reference. See operating instructions on back. Use only the supplied or recomend Sonic Alert ad... lang:en score:26 filesize: 477.43 K page_count: 5 document date: 2018-11-05

HEAR-MORE

PRODUCTS FOR THE DEAF & HARD OF HEARING

The One Source For All Your Needs!

Largest Selection!

Lowest Prices!

1-800-881-4327 (Voice)
1-800-281-3555 (TTY)
1-631-752-0689 (Fax)

1-631-752-1145 (Video Phone)
sales@hearmore.com

SHOP: WWW.HEARMORE.COM ONLINE 24 HOURS A DAY!

[pdf] Guide Catalog

Layout 1 EKOLINEK Untitled HEAR MORE NEW PRODUCT GUIDE hearmore catalogs table of contents HearMore System includes AlertMaster AL10 doorbell phone line cord user guide and OTTLITE COBRA LED DESK LAMP BLACK Smart dimming feature remembers TABLE OF CONTENTS Hearmore 2 To Our Loyal Customers Welcome to the supplementary edition Hear More Catalog! Inside you will find newest selection products available for Deaf Hard Hearing plus a sampling items blind ||| TABLE OF CONTENTS To Our Loyal Customers, Welcome to the supplementary edition of the Hear-More C ... electable snooze Battery backup 9V not included E 1 year mfg warranty A. 100525 - 59.99 A **SBB500SSBLK** - 65.99 - NEW F 100527 - 69.99 - w/Bed Shaker B SBB500SS - 51.95 - Black/Red B.... lang:en score:20 filesize: 6.1 M page_count: 48 document date: 2019-06-12