

[Manuals.plus](#) /

> [TCT](#) /

> TCT TN580 Black High Yield Toner Cartridge User Manual for Brother Printers

TCT TCT-BR580

TCT TN580 Black High Yield Toner Cartridge User Manual

For Brother Printers

INTRODUCTION

This manual provides instructions for the installation, operation, maintenance, and troubleshooting of your TCT TN580 Black High Yield Toner Cartridge. Please read this manual carefully before use to ensure proper function and longevity of your cartridge and printer.

PRODUCT OVERVIEW

The TCT TN580 Black High Yield Toner Cartridge is a compatible replacement designed to deliver consistent, professional-quality monochrome prints. It offers a high page yield, making it suitable for both home and office environments.

Package Contents

- 1 × TCT Compatible Replacement Monochrome Toner Cartridge for Brother TN-580

COMPATIBLE LASER PRINTER SERIES AND MODELS

BROTHER TN580



HL-5240 SERIES Model number: HL-5240	HL-5140 SERIES Model number: HL-5140	HL-5130 SERIES Model number: HL-5130	HL-5030 SERIES Model number: HL-5030	HL-1650 SERIES Model number: HL-1650
DCP-8040 SERIES Model Number: DCP-8040	DCP-8060 SERIES Model number: DCP-8060	HL-5050 SERIES Model number: HL-5050	HL-5040 SERIES Model number: HL-5040	MFC-8420 SERIES Model number: MFC-8420
HL-1850 SERIES Model number: HL-1850	DCP-8020 SERIES Model Number: DCP-8020	DCP-8480 SERIES Model number: DCP-8480DN DCP-8480	HL-5280 SERIES Model Number: HL-5280DW HL-5280	DCP-8880 SERIES Model number: DCP-8880DN DCP-8880
HL-1870 SERIES Model Number: HL-1870N HL-1870	HL-5070 SERIES Model Number: HL-5070N HL-5070	HL-1670 SERIES Model number: HL-1670N HL-1670	DCP-8025 SERIES Model Number: DCP-8025D DCP-8025	DCP-8380 SERIES Model number: DCP-8380DN DCP-8380
DCP-8065 SERIES Model number: DCP-8065DN DCP-8065	DCP-8045 SERIES Model number: DCP-8045D DCP-8045	DCP-8080 SERIES Model number: DCP-8080DN DCP-8080	DCP-8085 SERIES Model number: DCP-8085DN DCP-8085	DCP-8890 SERIES Model number: DCP-8890DW DCP-8890
HL-5350 SERIES Model number: HL-5350DN HL-5350	HL-5170 SERIES Model number: HL-5170DN HL-5170	HL-5340 SERIES Model number: HL-5340DRT HL-5340 HL-5340D	HL-5370 SERIES Model number: HL-5370DW HL-5370 HL-5370DWT	HL-5380 SERIES Model number: HL-5380DN HL-5380
HL-5150 SERIES Model number: HL-5150D HL-5150 HL-5150DLT	HL-5250 SERIES Model number: HL-5250DN HL-5250 HL-5250DNT			

Image: The TCT TN580 Black High Yield Toner Cartridge shown with its retail packaging.

COMPATIBILITY

This toner cartridge is compatible with various Brother laser printers and all-in-one printers that utilize the TN-580 series toner cartridges. Please verify your printer model against the list below.

Compatible Printer Models:

- **Brother HL Series:** HL-5240, HL-5340DRT, HL-5340D, HL-5350DN, HL-5370DW, HL-5370DWT, HL-5380DN, HL-5140, HL-5150D, HL-5150DLT, HL-5170DN, HL-5130, HL-5250DN, HL-5250DNT, HL-5280DW, HL-1650, HL-1670N, HL-1850, HL-1870N, HL-5030, HL-5040, HL-5050, HL-5070N
- **Brother DCP Series:** DCP-8020, DCP-8025D, DCP-8040, DCP-8045D, DCP-8085DN, DCP-8060, DCP-8065DN, DCP-8080DN, DCP-8380DN, DCP-8480DN, DCP-8890DW, DCP-8880DN
- **Brother MFC Series:** MFC-8420

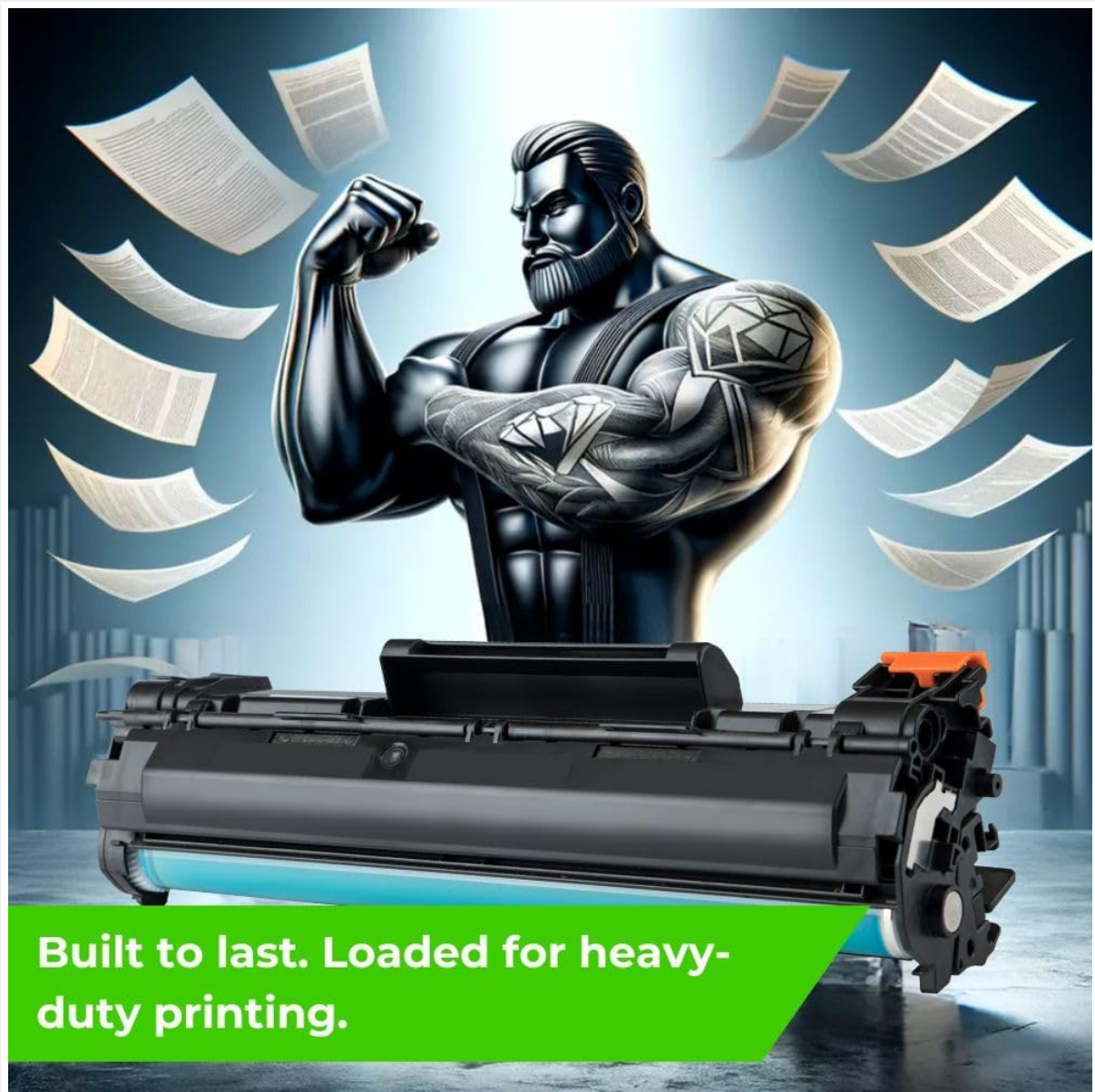


Image: A visual chart listing various compatible Brother laser printer series and models.

SETUP & INSTALLATION

Follow these steps to correctly install your TCT TN580 toner cartridge into your compatible Brother printer. Always refer to your printer's specific manual for detailed instructions.

1. **Unpack the Cartridge:** Carefully remove the new toner cartridge from its packaging.
2. **Shake Gently:** Gently shake the toner cartridge horizontally 5-6 times to distribute the toner evenly within the cartridge. This helps ensure consistent print quality.
3. **Remove Protective Cover:** Remove any protective covers, seals, or tapes from the cartridge as indicated in your printer's manual. *Do not touch the green drum surface.*
4. **Open Printer Cover:** Open the front cover of your Brother printer to access the internal components.
5. **Remove Drum Unit:** Carefully take out the drum unit assembly from the printer.
6. **Remove Old Toner:** Press the lock lever (usually blue or green) on the drum unit and remove the old toner cartridge.
7. **Insert New Toner:** Insert the new TCT TN580 toner cartridge firmly into the drum unit until it locks into place with an audible click.
8. **Reinstall Drum Unit:** Slide the drum unit assembly, with the new toner cartridge installed, back into the printer until it is securely in position.

9. **Close Cover:** Close the front cover of the printer. The printer should now recognize the new cartridge.

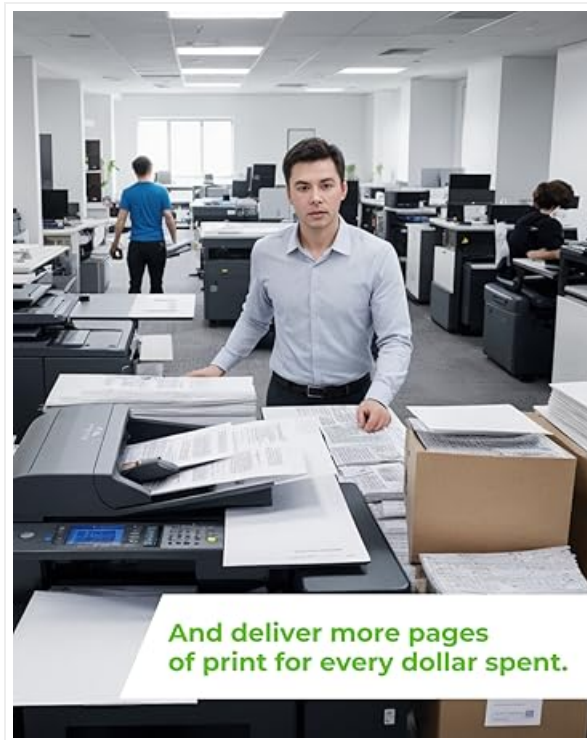
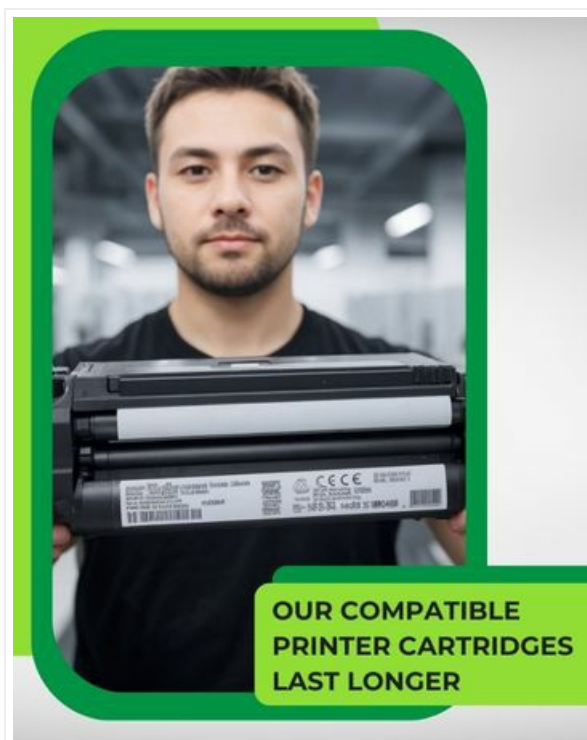


Image: Hands demonstrating how to hold and handle a toner cartridge during installation.

OPERATION

After successful installation, your printer is ready to perform printing tasks. Ensure your printer drivers are up to date for optimal performance and print quality.

- **Initiate Print Jobs:** Send print commands from your computer or device as you normally would.
- **Monitor Toner Levels:** Your printer's software or display panel will indicate approximate toner levels. Replace the cartridge when the 'Toner Low' or 'Replace Toner' message appears.
- **Print Settings:** Adjust print settings (e.g., print quality, paper type) on your computer to suit your specific printing needs.



MAINTENANCE

Proper maintenance helps extend the life of your toner cartridge and ensures consistent print quality.

- **Storage:** Store unused toner cartridges in their original sealed packaging in a cool, dry place away from direct sunlight and extreme temperatures.
- **Cleaning:** Periodically clean the printer's interior, especially around the toner and drum unit area, following your printer's manual. This helps prevent toner buildup and ensures consistent print quality.
- **Handling:** Avoid touching the drum unit's surface or the toner cartridge's electrical contacts to prevent damage or print quality issues. Use a lint-free cloth if cleaning is necessary.

TROUBLESHOOTING

If you encounter issues with your TCT TN580 toner cartridge, refer to the common problems and solutions below.

- **"Toner Low" or "Replace Toner" Message After New Cartridge Installation:**
Ensure the cartridge is seated correctly in the drum unit and the drum unit is properly installed in the printer. Some Brother printers may require a manual reset of the toner counter. Refer to your printer's specific manual for instructions on how to reset the toner counter.
- **Poor Print Quality (Streaks, Fading, Light Prints):**
Gently remove the toner cartridge and shake it horizontally 5-6 times to redistribute any settled toner. Reinstall the cartridge. Check if the drum unit is clean and free from debris. Ensure the paper type and print settings are appropriate for your task.
- **Cartridge Not Recognized:**
Remove and reinsert the cartridge to ensure proper electrical contact. Verify that the cartridge is the correct model (TN580) for your printer. Clean the electrical contacts on both the cartridge and within the printer with a dry, lint-free cloth.

SPECIFICATIONS

Detailed technical specifications for the TCT TN580 Black High Yield Toner Cartridge.

Model Number	TCT-BR580
Color	Black
Page Yield	Up to 7,000 pages at 5% coverage (Letter/A4)
Special Feature	High Yield
Product Dimensions	4.1 x 13 x 6.5 inches
Item Weight	1.69 pounds
UPC	713356569878

AVERAGE PAGE YIELD

7,000

BLACK PAGES PER CARTRIDGE

At 5% page coverage



Image: A graphic indicating the average page yield of 7,000 black pages per cartridge.

WARRANTY & SUPPORT

TCT is committed to providing high-quality products and customer satisfaction.

Warranty Information

This TCT TN580 toner cartridge comes with a **1-year warranty** from the date of purchase. This warranty covers manufacturing defects and ensures the cartridge performs as expected under normal use. Please retain your proof of purchase for warranty claims.

Customer Support

For technical assistance, troubleshooting, or to make a warranty claim, please contact TCT customer support. You can find contact information on the product packaging or by visiting the official TCT website. Our support team is available to help you with any questions or concerns regarding your toner cartridge.

Online Resources: Visit the official TCT website for additional product information, frequently asked questions (FAQs), and support resources.