

Manuals+

[Q & A](#) | [Deep Search](#) | [Upload](#)

[manuals.plus](#) /

- › [Stelpro](#) /
- › [Uni watt by Stelpro Portable Industrial Heater UCH48T Instruction Manual](#)

Stelpro UCH48T

Uni watt by Stelpro Portable Industrial Heater Instruction Manual

Model: UCH48T

IMPORTANT SAFETY INFORMATION

When using electrical appliances, basic precautions should always be followed to reduce the risk of fire, electric shock and injury to persons, including the following:

- Read all instructions before using this heater.
- Always follow local electrical codes and regulations.
- Do not operate any heater with a damaged cord or plug, or after the heater malfunctions, has been dropped or damaged in any manner.
- Do not use outdoors.
- Avoid placing the heater near flammable materials.
- Ensure proper ventilation when operating.
- Unplug the heater when not in use.

PRODUCT OVERVIEW

The Uni watt by Stelpro UCH48T is a heavy-duty portable industrial heater designed for robust heating performance in large spaces or construction sites. It features a durable steel cabinet and advanced safety features.



Front view of the UCH48T portable industrial heater, highlighting its robust orange casing and protective grill.



Side view of the UCH48T heater, illustrating its compact design and the attached power cord.



The UCH48T heater in a typical work environment, demonstrating its portability and suitability for construction sites.

SETUP AND INSTALLATION

The UCH48T portable heater is designed for easy setup. Follow these steps for safe and effective operation:

1. **Unpacking:** Carefully remove the heater from its packaging. Inspect for any shipping damage.
2. **Placement:** Place the heater on a stable, level surface. Ensure there is adequate clearance from walls, furniture, and any combustible materials (minimum 3 feet / 0.9 meters). Do not block air inlets or outlets.
3. **Power Connection:** The heater comes with a 6ft cable and a V-plug (NEMA 6-30P). Connect the plug directly into a compatible 240V, 30A receptacle. Do not use extension cords or power strips.



The specialized 240V V-plug (NEMA 6-30P) for the heater.

4. **Handle and Cord Storage:** The sturdy handle on top of the unit also functions as a convenient cord storage rack. Wrap the power cord around the handle when the heater is not in use or for transport.



The handle doubles as a cord storage solution.

OPERATING INSTRUCTIONS

To operate your Uniwatt by Stelpro UCH48T heater:

1. **Power On:** Once plugged into a suitable outlet, the heater is ready for operation.
2. **Adjusting Temperature:** Locate the adjustable thermostat knob, typically found at the rear of the unit. Turn the knob clockwise to increase the desired temperature setting, and counter-clockwise to decrease it. The heater will cycle on and off to maintain the set temperature.

The adjustable thermostat dial for temperature control.

3. **Heating Element and Fan:** The heater utilizes a nickel-chrome alloy heating element and a fan to efficiently distribute heat. The fan will operate when the heating element is active.



Internal fan mechanism responsible for heat distribution.

4. **Thermal Protection:** The unit is equipped with automatic thermal protection that resets itself. If the heater overheats, it will automatically shut off and restart once it has cooled down to a safe operating temperature.

MAINTENANCE

Regular maintenance ensures optimal performance and longevity of your heater. Always unplug the heater before performing any maintenance.

- **Cleaning:** Use a soft, damp cloth to wipe the exterior surfaces of the heater. Do not use abrasive cleaners or solvents.
- **Dust Removal:** Periodically use a vacuum cleaner with a brush attachment to remove dust from the air intake and outlet grilles. Ensure the heating element and fan blades are free of dust and debris.
- **Storage:** When not in use, store the heater in a cool, dry place. Use the integrated cord storage to keep the power cord tidy.
- **Inspection:** Regularly inspect the power cord and plug for any signs of damage. If damaged, do not use the heater and contact customer support.

TROUBLESHOOTING

If you encounter issues with your UCH48T heater, refer to the following common problems and solutions:

Problem	Possible Cause	Solution
---------	----------------	----------

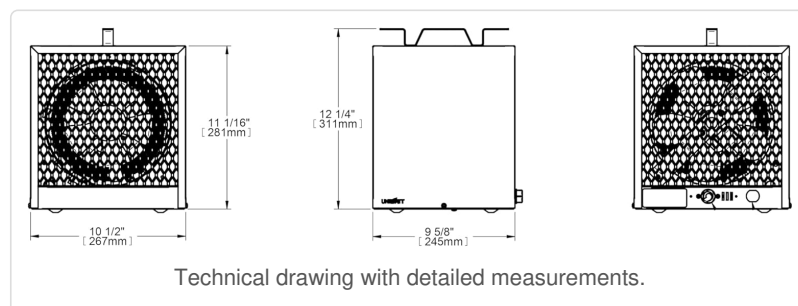

Problem	Possible Cause	Solution
Heater does not turn on.	No power to the outlet; Thermal protection activated; Damaged cord/plug.	Check circuit breaker; Allow heater to cool down; Inspect cord/plug and contact support if damaged.
Heater produces no heat, but fan runs.	Heating element issue; Thermostat set too low.	Increase thermostat setting; Contact customer support for heating element issues.
Heater cycles on and off frequently.	Thermostat setting too high for room size; Overheating due to blocked airflow.	Lower thermostat setting; Ensure clear airflow around the heater; Clean grilles.
Burning smell.	Dust accumulation on heating element; New unit initial burn-off.	Clean heating element; Initial burning smell is normal for new units and should dissipate. If persistent, unplug and contact support.

If the problem persists after attempting these solutions, please contact Stelpro customer support.

SPECIFICATIONS

Detailed technical specifications for the Uniwatt by Stelpro UCH48T Portable Industrial Heater:

Feature	Detail
Model Number	UCH48T
Power Output	4800/3600 W
BTU/h	16382/12285 BTU/h
Voltage	240 Volts
Material	20-gauge Steel Cabinet
Color	Orange
Dimensions (H x W x D)	10.5 in. (26.7 cm) x 12.25 in. (31.1 cm) x 9.63 in. (24.5 cm)
Item Weight	5.7 kg
Power Source	AC
Mounting Type	Floor Mount
Special Features	Adjustable Temperature, Automatic Thermal Protection
Included Components	UCH Series Portable Heater
Country of Origin	Canada



WARRANTY INFORMATION

The Uniwatt by Stelpro UCH48T Portable Industrial Heater comes with a **2-year warranty** from the date of purchase. This warranty covers defects in materials and workmanship under normal use.

For warranty claims or further details, please retain your proof of purchase and contact Stelpro customer support.

CUSTOMER SUPPORT

For technical assistance, troubleshooting, or warranty inquiries, please contact Stelpro customer support:

Phone: 1-844-783-5776

Email: info@stelpro.com






Address: 1041 Rue Parent, Saint-Bruno-de-Montarville, QC J3V 6L7, Canada

Website: www.stelpro.com

© 2025 Stelpro. All rights reserved.

Related Documents - UCH48T

	<p>UNIWATT UHC Convector Heater: Owner's Manual and Installation Guide</p> <p>Official owner's manual and installation guide for the UNIWATT UHC convector heater series by STELPRO. Provides detailed instructions on safe installation, operation, temperature control, maintenance, troubleshooting common issues, and understanding the limited warranty. Includes model numbers UHC...WCW, UHC...W, UHC...PW, and UHC1501PW.</p>
--	---

 <p>°STELPRO</p> <p>TROUSSE DE THERMOSTAT MÉCANIQUE INTÉGRÉE POUR PLINTHE ÉLECTRIQUE BUILT-IN MECHANICAL THERMOSTAT KIT FOR ELECTRIC BASEBOARD</p> <p>1 POLE / POLE BLANC / WHITE 120 V - 60 Hz THERMOSTAT DRIVE THERMISTOR</p> <p>SIBT1W</p>	<p>Stelpro SIBT1W Built-in Mechanical Thermostat Kit Installation Guide</p> <p>This guide provides instructions for installing the Stelpro SIBT1W Built-in Mechanical Thermostat Kit for electric baseboard heaters. It includes a list of box contents, safety warnings, and step-by-step installation procedures.</p>
 <p>STELPRO</p> <p>ST252NP, ST302NP, ST402NP</p>	<p>STELPRO ST252NP, ST302NP, ST402NP Non-Programmable Thermostat Owner's Manual and Installation Guide</p> <p>Comprehensive guide for installing and operating the STELPRO ST252NP, ST302NP, and ST402NP non-programmable electronic thermostats for baseboards and convectors. Includes technical specifications, features, and warranty information.</p>
 <p>ACW750, ACW1000 ARCHITECTURAL CABINET HEATERS</p> <p>STELPRO</p>	<p>Stelpro ACW750 & ACW1000 Architectural Cabinet Heaters: Specifications & Features</p> <p>Explore the Stelpro ACW750 and ACW1000 architectural cabinet heaters. Designed for high-powered, quiet heating in commercial and public spaces. This document details features, technical specifications, available accessories, and installation drawings.</p>
 <p>STELPRO</p> <p>ST402PFF</p>	<p>STELPRO ST402PFF Programmable Electronic Thermostat Owner's Manual</p> <p>Detailed owner's manual for the STELPRO ST402PFF programmable electronic thermostat, covering installation, programming, features, and technical specifications for baseboard, convector, and fan heaters.</p>
 <p>USER'S GUIDE</p> <p>SWU SERIES INDUSTRIAL COMMERCIAL WASHDOWN ELECTRIC UNIT HEATERS</p> <p>STELPRO</p>	<p>Stelpro SWU Series Industrial/Commercial Washdown Electric Unit Heater User's Guide</p> <p>User's guide for the Stelpro SWU Series Industrial/Commercial Washdown Electric Unit Heater, covering installation, operation, and maintenance.</p>