

[Manuals.plus](#) /

> [PawHut](#) /

> PawHut D51-077V01GN Outdoor Small Animal Enclosure Instruction Manual

PawHut D51-077V01GN

PawHut D51-077V01GN Outdoor Small Animal Enclosure Instruction Manual

Model: D51-077V01GN | Brand: PawHut

PRODUCT OVERVIEW

This PawHut D51-077V01GN outdoor small animal enclosure provides a spacious and secure environment for various small pets. Its design allows for exercise, play, and outdoor activities while ensuring safety. The enclosure features a durable galvanized metal frame and a protective cover.




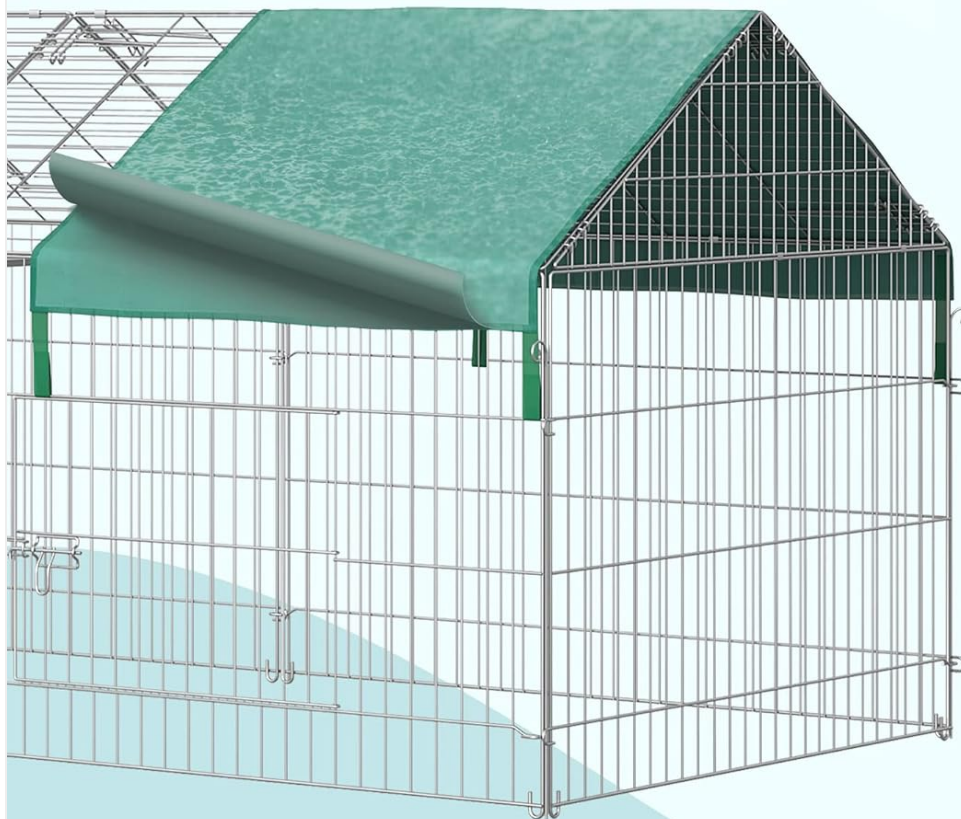
Image: Assembled PawHut D51-077V01GN enclosure in an outdoor setting.

Key Features:

- **Spacious Interior:** Offers ample room for pets to move and play.
- **Durable Construction:** Features a galvanized metal frame for long-lasting use.

- **Protective Cover:** Includes a polyethylene cover that is UV-resistant and water-resistant.
- **Easy Access:** Equipped with large side doors for convenient feeding and maintenance.
- **Stability:** Comes with 4 ground stakes for enhanced stability.
- **Versatile Use:** Suitable for cats, kittens, quail, guinea pigs, rabbits, chickens, ducks, and other small animals.
- **Portable Design:** Lightweight and flexible, designed for easy setup, takedown, and flat storage.

PREMIUM MATERIAL



Powder coated
steel frame



Polyethylene
cover



UV-resistant



Water-resistant

Image: Details on the premium materials used, including the steel frame and protective cover.

SETUP INSTRUCTIONS

Assembly of the PawHut D51-077V01GN enclosure requires careful attention. It is recommended that two people assist with the assembly process to ensure stability and ease of construction.


1. **Unpack Components:** Carefully remove all parts from the packaging and verify against the parts list (not provided in this manual, refer to original packaging).
2. **Assemble Frame Sections:** Connect the metal frame panels. Ensure all connection points are securely fastened. Some bending of attachment points may be necessary for a snug fit.
3. **Form Enclosure Shape:** Once individual sections are connected, form the overall shape of the enclosure.

Assistance from a second person will be beneficial to hold sections in place.

4. **Attach Ground Stakes:** Secure the enclosure to the ground using the provided 4 ground stakes. Insert stakes through the designated loops at the base of the frame and firmly push them into the soil.
5. **Install Protective Cover:** Drape the polyethylene cover over the designated roof section. Secure it using the attached straps or ties to the frame.
6. **Verify Stability:** After assembly, gently shake the structure to ensure all connections are secure and the enclosure is stable.

EASY TO USE

Lightweight, flexible and easy to set up,
fold flat for easy storage



Include
4 ground stakes

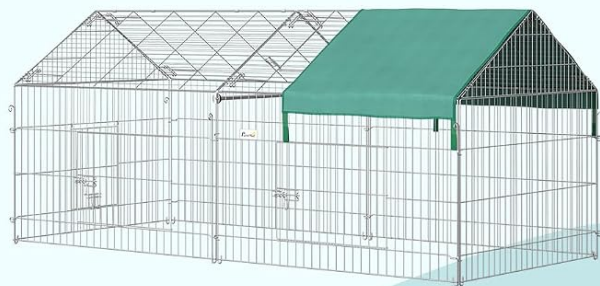


Image: Components for easy setup and storage, including ground stakes.



Image: Detailed view of frame connections, cover attachment, and ground stakes.

Setup Video (Similar Product)

Your browser does not support the video tag.

Video: Assembly and features of a similar PawHut small animal cage (Model D51-395V01GN).

OPERATING INSTRUCTIONS

The PawHut D51-077V01GN enclosure is designed for outdoor use, providing a safe and spacious area for your small animals.

- **Placement:** Position the enclosure on a flat, stable surface in your yard or garden. Ensure it is not placed in an area prone to flooding or excessive wind without additional anchoring.
- **Animal Introduction:** Gently introduce your pets to the enclosure. The spacious interior allows for natural movement and exploration.
- **Access Doors:** Utilize the large side doors for easy access to feed your animals, replenish water, or perform routine

checks. Ensure doors are securely latched after each use to prevent escapes.

- **Shade and Protection:** The included polyethylene cover offers UV protection and water resistance, providing a shaded and dry area for your pets. Consider adding additional tarps for more extensive coverage if needed, especially during prolonged sun exposure or heavy rain.
- **Compatibility:** This enclosure is suitable for various small animals including cats, kittens, quail, guinea pigs, rabbits, chickens, and ducks. Ensure the bar spacing (1.25 inches) is appropriate for your specific animal to prevent escape or injury.

EASY ACCESS

Top and side entrances provide convenient access to the inside for feeding and maintenance



Image: Easy access points for convenient interaction with pets.

FITS MOST SMALL ANIMALS

Fits most small animals, including cats, hedgehog, rabbits, pigs, duck, chickens and guinea pigs.

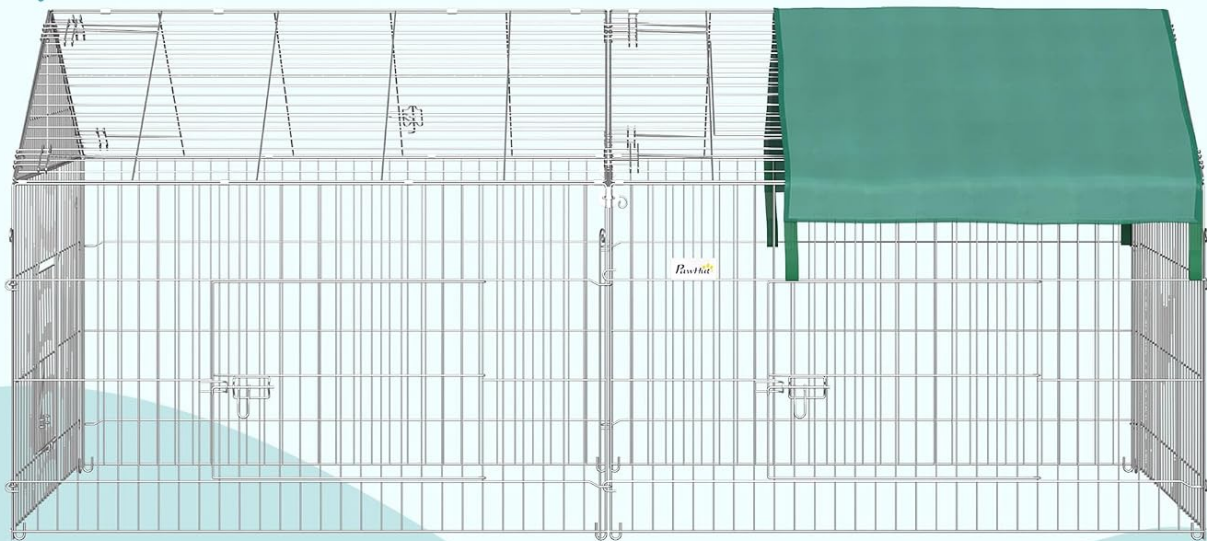


Image: Examples of small animals suitable for this enclosure.

Related Product Videos:

Your browser does not support the video tag.

Video: Overview of a PawHut chicken coop (Model D51-564V00BK).

Your browser does not support the video tag.

Video: Features of a PawHut chicken run (Model D51-436V00SR).

Your browser does not support the video tag.

Video: Details of a PawHut rabbit hutch (Model D51-468V00YL).

MAINTENANCE

Regular maintenance ensures the longevity and safety of your PawHut D51-077V01GN enclosure.

- **Cleaning:** Periodically clean the metal frame and wire mesh with a mild soap and water solution. Rinse thoroughly and allow to air dry.
- **Cover Care:** The polyethylene cover can be wiped clean with a damp cloth. Ensure it is securely attached to provide maximum protection. Inspect for tears or damage and replace if necessary.

- **Frame Inspection:** Regularly check all frame connections and latches for tightness and security. Tighten any loose bolts or connections.
- **Rust Prevention:** While the frame is galvanized, inspect for any signs of rust, especially at friction points or exposed areas. Address rust promptly with appropriate rust-inhibiting treatments if observed.
- **Ground Stakes:** Ensure ground stakes remain firmly in place, especially after heavy winds or rain. Re-secure if they become loose.

TROUBLESHOOTING

Enclosure Instability:

If the enclosure feels wobbly after assembly, ensure all frame connections are fully engaged and tightened. Verify that the ground stakes are deeply and securely inserted into the ground. Consider adding more ground pegs or anchoring the base with bricks for increased stability, especially on uneven terrain or in windy conditions.

Pet Escapes:

If smaller pets are escaping, check the bar spacing (1.25 inches) to ensure it is appropriate for your animal's size. For very small animals, consider adding additional fine mesh or chicken wire around the lower perimeter. Ensure all doors are properly latched and cannot be pushed open from the inside. Document clips or additional latches can be used for extra security.

Predator Access:

To prevent predators, ensure the enclosure is securely anchored to the ground. Consider burying the bottom edge of the enclosure or adding a layer of chicken wire or a tarp underneath the base to deter digging predators. Reinforce door latches if they appear insufficient.

Limited Shade/Rain Protection:

The included cover provides partial shade and rain protection. For more comprehensive coverage, especially in areas with intense sun or frequent rain, consider adding a larger, secondary tarp over the enclosure.

Rusting:

If rust appears on the galvanized frame, particularly at friction points or joints, clean the affected area thoroughly and apply a rust-inhibiting paint or sealant to prevent further corrosion.

SPECIFICATIONS

Model Number:	D51-077V01GN
Overall Dimensions (L x W x H):	86.5" x 40.5" x 40.5" (2.2L x 1.03W x 1.03H Meters)
Side Door Size (L x W):	19.25" x 15.25" (two doors)
Bar Spacing:	1.25 Inches
Material:	Galvanized Metal (Frame), Polyethylene (Cover)
Color:	Green
Item Weight:	40 Pounds (18.14 kg)
Number of Doors:	2
Special Features:	Lockable, Waterproof (Cover)
Recommended Use:	Outdoor for small animals (cats, rabbits, chickens, guinea pigs, ducks, quail)

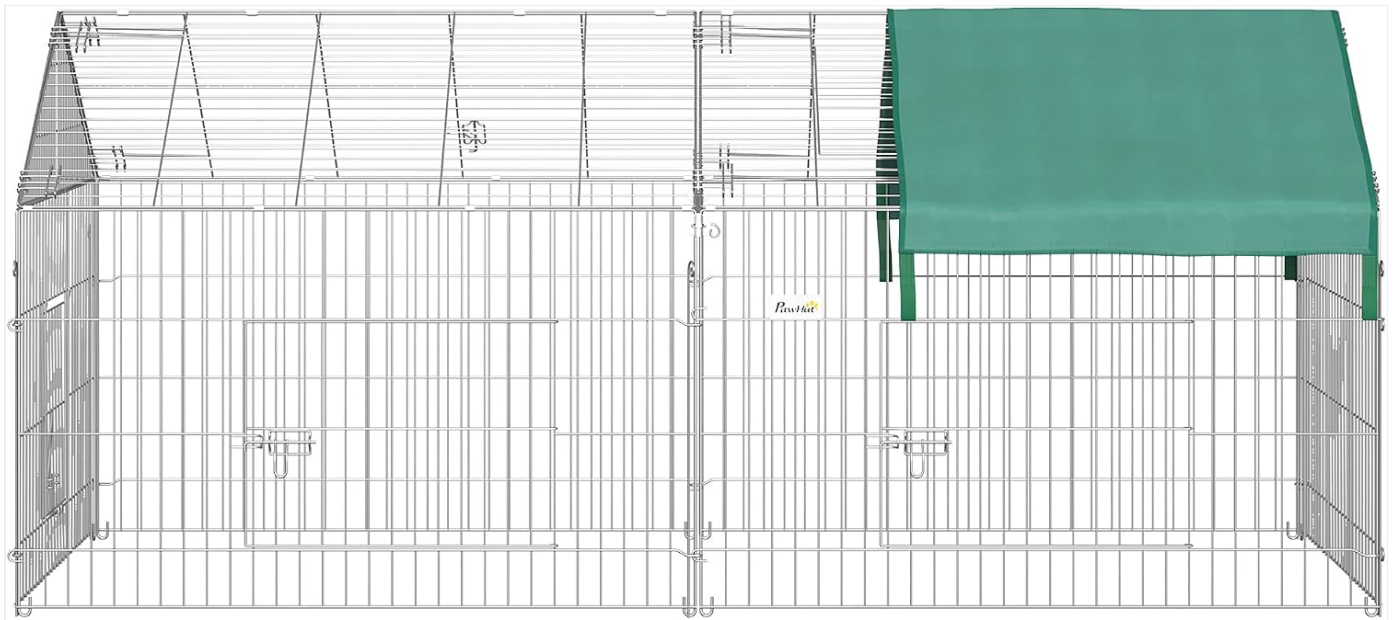


Image: Dimensional drawing of the enclosure.

WARRANTY INFORMATION

This PawHut D51-077V01GN Small Animal Enclosure comes with a **90-Day Warranty Against Manufacturer Defects**. Please retain your proof of purchase for any warranty claims. The warranty covers defects in materials and workmanship under normal use. It does not cover damage resulting from misuse, accidents, unauthorized modifications, or normal wear and tear.

CUSTOMER SUPPORT

For any questions, concerns, or assistance with your PawHut D51-077V01GN Small Animal Enclosure, please contact the manufacturer:

Manufacturer: Aosom LLC

Place of Business: Markham, Ontario, CA

Telephone: 1-416-792-6088

Please have your model number (D51-077V01GN) and proof of purchase ready when contacting support.

