

Tupperware B01MZ2KX6P

Tupperware Smart Saver Storage Container Sets User Manual

Model: B01MZ2KX6P | Brand: Tupperware

[Overview](#) [Setup](#) [Operation](#) [Maintenance](#) [Troubleshooting](#) [Specifications](#)

1. PRODUCT OVERVIEW

The Tupperware Smart Saver Storage Container Sets (2 x 500 ml) are designed for efficient food storage, helping to keep contents fresh and organized. These rectangular containers feature a virtually airtight seal and clear windows for easy content identification. They are also designed to be easily stackable, optimizing space in your pantry or refrigerator.



Figure 1.1: Two Tupperware Smart Saver containers, each with a clear body and a red lid, stacked one on top of the other. The top container's lid shows the "Tupperware" branding.

2. SETUP AND FIRST USE

Before first use, it is recommended to wash the containers thoroughly. Although the product description states "Microwave Safe" for product care instructions, it also states "Is Dishwasher Safe: No" in specifications. For optimal longevity and to maintain the integrity of the seal, hand washing is recommended.

1. **Unpack:** Carefully remove the containers from their packaging.
2. **Wash:** Wash the containers and lids with warm, soapy water. Use a soft sponge or cloth to avoid scratching.
3. **Rinse:** Rinse thoroughly with clean water.
4. **Dry:** Allow all parts to air dry completely or dry with a clean towel before storing or using.

3. OPERATING INSTRUCTIONS

3.1 Sealing the Container

To ensure a virtually airtight seal, follow these steps:

1. **Fill:** Place your food item inside the container, ensuring not to overfill. Leave some space between the food and the rim of the container.
2. **Position Lid:** Place the lid squarely on top of the container.
3. **Press Down:** Press down firmly on the center of the lid with the palm of your hand.
4. **Seal Edges:** Work your thumbs around the edges of the lid, pressing down to ensure the seal is fully engaged around the entire perimeter. You may hear a slight "burp" sound as air is expelled, indicating a good seal.

3.2 Stacking Containers

These containers are designed for easy and stable stacking to save space.

- Ensure the bottom container is properly sealed.
- Place another sealed container directly on top of the lid of the first container. The design allows for stable stacking.

4. MAINTENANCE AND CARE

4.1 Cleaning

To maintain the quality and longevity of your Tupperware Smart Saver containers:

- **Hand Wash Only:** These containers are *not* dishwasher safe. Wash by hand with warm water and mild dish soap.
- **Avoid Abrasives:** Do not use abrasive cleaners or scouring pads, as these can scratch the surface and compromise the clear windows.
- **Stain Removal:** For stubborn food stains, create a paste of baking soda and water, apply to the stain, let it sit for a few hours, then wash as usual.
- **Odor Removal:** To remove odors, place crumpled newspaper inside the container for a day or two, or wash with a mixture of water and white vinegar.

4.2 Microwave Use

The containers are microwave safe. When microwaving:

- Always remove the lid or leave it ajar to allow steam to escape.

- Use for reheating purposes only, not for cooking.
- Avoid heating foods high in sugar or fat, as they can reach very high temperatures and potentially damage the container.

4.3 Storage

Store containers with lids off or slightly ajar to prevent odors from building up. They can be nested or stacked for compact storage.

5. TROUBLESHOOTING

Problem	Possible Cause	Solution
Lid does not seal properly.	Container or lid is wet; food is overfilling; lid is not aligned correctly; seal is damaged.	Ensure all parts are dry before sealing. Do not overfill. Align lid squarely and press firmly around all edges. Inspect lid for damage; if damaged, replace.
Food does not stay fresh.	Lid not sealed correctly; container is not suitable for specific food type; container is damaged.	Verify the lid is fully sealed. Ensure the food item is appropriate for airtight storage. Check for cracks or damage to the container.
Stains or odors persist.	Strongly colored or odorous foods; improper cleaning.	Refer to "4.1 Cleaning" for stain and odor removal tips. Ensure prompt cleaning after use.

6. PRODUCT SPECIFICATIONS

Brand	Tupperware
Model Number	B01MZ2KX6P
UPC	807673671366
Container Shape	Rectangular
Item Package Quantity	2
Item Volume / Capacity	0.5 Liters (500 ml) per container
Item Weight (each)	0.09 Kilograms (approx. 3.17 ounces)
Material Feature	BPA Free, Reusable
Special Features	Stackable, Virtually Airtight Seal, Clear Windows
Microwave Safe	Yes (with lid removed or ajar)
Dishwasher Safe	No (Hand wash recommended)
Recommended Uses	Food Fresh Storage





7. WARRANTY AND SUPPORT

Specific warranty information for the Tupperware Smart Saver Storage Container Sets is not provided within this manual. For detailed warranty terms, product support, or to inquire about replacement parts, please contact Tupperware directly through their official website or customer service channels.

You can visit the official Tupperware store on Amazon for more information:[Tupperware Store](#)



Related Documents

	<p>Tupperware Collapsible Cake Taker - Usage Instructions</p> <p>Learn how to use the Tupperware Collapsible Cake Taker. This guide provides step-by-step instructions for expanding and collapsing the cake carrier for optimal storage and transport.</p>
	<p>Tupperware BreadSmart Large: Keep Bread Fresher Longer</p> <p>Discover the Tupperware BreadSmart Large, an innovative storage solution designed to keep bread and bakery items fresher for longer using CondensControl™ technology. Learn how to use and care for your BreadSmart.</p>
	<p>Tupperware Micro Healthy Delight: Microwave Cookware Guide</p> <p>Discover how to prepare healthy and delicious meals with the Tupperware Micro Healthy Delight. This guide provides essential cooking instructions, safety precautions, and warranty information for optimal use in your microwave.</p>
	<p>Tupperware Catalogue Summer 2025</p> <p>Explore the Tupperware Catalogue for Summer 2025, featuring innovative kitchen solutions, sustainable products, and a commitment to quality. Discover the WOW Pop microwave popcorn maker, Ultimate Silicone Bags, Ultra Clear Containers, and Space Saver Bowls designed for modern living.</p>