

Chefman Ultimate Personal Smoothie Blender

Chefman Personal Ultimate Kitchen Blender Instruction Manual

Model: Ultimate Personal Smoothie Blender

Brand: Chefman

INTRODUCTION

The Chefman Personal Ultimate Kitchen Blender is designed for quick and easy blending of shakes, smoothies, baby food, and juice. Its compact design and powerful motor make it suitable for various blending tasks, including crushing ice and liquefying fruits and vegetables. This manual provides essential information for the safe and effective operation, maintenance, and care of your blender.

This 6-piece set includes a power base, two BPA-Free 16-ounce travel cups, a stainless-steel cross blending blade, a solid storage cover, and a comfort drinking rim.

PRODUCT COMPONENTS

Familiarize yourself with the components of your Chefman Personal Ultimate Kitchen Blender:

- **Power Base:** Contains the 240-watt motor and controls.
- **Blending Cross Blade:** Stainless steel blade assembly for blending and liquefying ingredients.
- **16-ounce Travel Cups (x2):** BPA-free cups designed for blending and on-the-go use.
- **Solid Storage Cover:** For sealing the travel cups for storage.
- **Comfort Drinking Rim:** Attaches to the travel cup for comfortable drinking.

IT'S ALL INCLUDED!

6 Piece Bonus Set



Image: All included components of the Chefman Personal Ultimate Kitchen Blender, including the power base, two 16-ounce travel cups, the blending cross blade, a solid storage cover, and a comfort drinking rim.



Image: The Chefman Personal Ultimate Kitchen Blender disassembled, showing the power base, a blending cup with ingredients, an empty blending cup, the blade assembly, a solid lid, and a drinking rim.

SETUP

1. **Unpack:** Carefully remove all components from the packaging.
2. **Clean:** Before first use, wash the travel cups, blending blade, solid storage cover, and comfort drinking rim in warm, soapy water. Rinse thoroughly and dry. The power base should only be wiped with a damp cloth.
3. **Assemble:**
 - Place the ingredients into one of the 16-ounce travel cups. Do not overfill.
 - Attach the blending cross blade assembly securely onto the open end of the travel cup by twisting it clockwise until tight.
4. **Position:** Place the power base on a stable, flat, and dry surface.
5. **Connect:** Plug the power cord into a standard 120-volt electrical outlet.



Image: A close-up view of the blender's power base and a blending cup with the blade assembly, illustrating how the cup connects to the base.

OPERATING INSTRUCTIONS

The Chefman Personal Ultimate Kitchen Blender features a simple twist-on design for operation.

1. **Prepare Ingredients:** Ensure ingredients are cut into appropriate sizes. For best results with ice or

frozen fruit, use smaller pieces.

2. **Fill Cup:** Add your desired ingredients to the 16-ounce travel cup. Do not exceed the MAX fill line.
3. **Attach Blade:** Securely twist the blending cross blade assembly onto the travel cup.
4. **Blend:** Invert the cup with the attached blade assembly and place it onto the power base. Twist the cup clockwise to engage the blending mechanism. The blender will begin to operate.
5. **Monitor Blending:** Blend until desired consistency is achieved. For thicker mixtures, you may need to pulse or shake the cup gently while it is engaged with the base.
6. **Stop Blending:** Twist the cup counter-clockwise to disengage it from the power base and stop the blending action.
7. **Enjoy:** Remove the blade assembly from the cup. You can then attach the comfort drinking rim or the solid storage cover for on-the-go convenience or storage.



Image: A user twisting the blending cup onto the power base, illustrating the simple twist-to-blend operation.

BLEND, CHOP, PURÉE & MORE

Create healthy, delicious smoothies, shakes, dips, dressings and much more!



Image: Examples of blended creations, including smoothies and purees, demonstrating the blender's capability to blend, chop, and puree various ingredients.

MAINTENANCE AND CLEANING

Proper cleaning and maintenance will ensure the longevity and optimal performance of your Chefman Personal Ultimate Kitchen Blender.

- **Power Base:** Always unplug the blender before cleaning. Wipe the power base with a damp cloth. Do not immerse the power base in water or any other liquid.
- **Travel Cups, Blade Assembly, Lids, and Rims:** All removable parts (travel cups, blending cross blade, solid storage cover, and comfort drinking rim) are dishwasher safe. Place them on the top-rack of the dishwasher for cleaning. Alternatively, they can be washed by hand with warm, soapy water. Rinse thoroughly and dry.
- **Quick Clean:** For a quick clean, add a small amount of water and a drop of dish soap to the travel cup, attach the blade, and pulse on the power base for a few seconds. Rinse thoroughly.
- **Storage:** Store the blender in a clean, dry place when not in use.

TROUBLESHOOTING

If you encounter issues with your Chefman Personal Ultimate Kitchen Blender, refer to the following common troubleshooting steps:

Problem	Possible Cause	Solution
Blender does not turn on.	<ul style="list-style-type: none">• Not properly plugged in.• Cup not securely twisted onto the base.• Overheating protection activated.	<ul style="list-style-type: none">• Ensure the power cord is firmly plugged into a working outlet.• Twist the cup clockwise onto the power base until it clicks into place and engages the blending mechanism.• Unplug the unit and let it cool down for at least 15-20 minutes before attempting to use it again.
Ingredients are not blending smoothly or blades are stuck.	<ul style="list-style-type: none">• Too many ingredients or not enough liquid.• Ingredients are too large or too hard.	<ul style="list-style-type: none">• Reduce the amount of ingredients or add more liquid.• Cut ingredients into smaller pieces.• Pulse the blender or gently shake the cup while blending to dislodge ingredients.
Leakage from the cup.	<ul style="list-style-type: none">• Blade assembly not securely tightened.• Cup overfilled.	<ul style="list-style-type: none">• Ensure the blade assembly is twisted tightly onto the cup.• Do not fill ingredients past the MAX fill line.

SPECIFICATIONS

Feature	Detail
Brand	Chefman
Model Number	Ultimate Personal Smoothie Blender
Color	Black/Stainless Steel
Special Feature	Manual Operation
Capacity	16 ounces (per travel cup)
Product Dimensions	4"D x 4.75"W x 13"H
Power Source	Corded Electric

Feature	Detail
Voltage	120 Volts
Wattage	240 Watts
Blade Material	Stainless Steel
Material Type Free	BPA Free
Item Weight	3 pounds
UPC	816458020053





WARRANTY AND SUPPORT





The Chefman Personal Ultimate Kitchen Blender is cETL approved and comes with a 1-year assurance provided by Chefman. This warranty covers defects in materials and workmanship under normal use. For product support, warranty claims, or additional information, please refer to the official Chefman website or contact their customer service. Details are typically found in the included User Guide or on the manufacturer's website.

For more information on how to use your product, a PDF User Guide may be available on the product's official page or the manufacturer's website.

© 2024 Chefman. All rights reserved.
This manual is for informational purposes only. Specifications are subject to change without notice.

Related Documents - Ultimate Personal Smoothie Blender

 	<p>Chefman Cordless Immersion Blender User Guide: Safety, Features, Operation, and Warranty</p> <p>This user guide provides comprehensive information for the Chefman Cordless Immersion Blender (model RJ19-R1), covering safety instructions, product features, operating procedures, blending tips, cleaning and maintenance, terms and conditions, and warranty registration.</p>
 	<p>Chefman 6-in-1 Spiralizing Food Prep Kit User Guide</p> <p>Comprehensive user guide for the Chefman 6-in-1 Spiralizing Food Prep Kit, covering safety instructions, features, assembly and operation for spiralizing, chopping, blending, and whisking functions, cleaning, maintenance, and warranty information.</p>

	<p>Chefman 300-Watt 12-Speed Immersion Blender (RJ19-MS-PBG) User Guide and Warranty Information</p> <p>This document provides comprehensive instructions for the Chefman 300-Watt 12-Speed Immersion Blender, model RJ19-MS-PBG. It includes safety guidelines, product features, operating procedures, user maintenance tips, terms and conditions of the limited warranty, and information on how to register the product.</p>
	<p>Chefman Immersion Blender User Guide</p> <p>Comprehensive user guide for the Chefman Immersion Blender, model RJ19-V3-RBR SERIES. Includes safety instructions, features, operating instructions, blending tips, cleaning and maintenance, and warranty information.</p>
	<p>Chefman 1.8-Liter Rapid-Boil Kettle Quick Start Guide</p> <p>Get started quickly with your Chefman 1.8-Liter Rapid-Boil Kettle. This guide covers features, first use, cleaning, operation, and tea brewing tips for model RJ11-17-SS.</p>
	<p>Chefman RJ40-6-V2 All-in-One Programmable Multi-Cooker User Manual</p> <p>Detailed user manual and guide for the Chefman RJ40-6-V2 All-in-One Programmable Multi-Cooker, covering features, operating instructions, safety precautions, cleaning, troubleshooting, and warranty information.</p>

Documents - Chefman – Ultimate Personal Smoothie Blender



[pdf] User Manual Flyer

J26p08 indd GREAT DEALS manual mode for total variable speed control from 7 000 to 18 RPM CT810C

3499 Oster 2 Slice Extra Wide Slot Toaster flyer f wishabi net flyers 16362511 662b685fecbbe7c0

Offers and rewards await Save Friday, July 26 Wednesday, July 31, 2019 Sign up in store or online ... r guided cooking. #RJ39-WIFI SAVE 17 Of our everyday low price

39.99 CLEARANCE 2299 each Chefman **Ultimate Personal Smoothie Blender**

Create healthy, delicious smoothies, shakes, dips, dressings and...

lang:en score:25 filesize: 7.38 M page_count: 9 document date: 2019-07-25



[pdf] Flyer

A16p24 indd Get it together flyer f wishabi net flyers 16710047 9ad91f8caa93bb53 |||

Offers and rewards await Save Friday, August 16 Wednesday, August 21, 2019 HOT

PRICE 399 each May ... or defrost foods #RJ25-6-SS SAVE 17 Of our everyday low

price 39.99 CLEARANCE 2299 each Chefman **Ultimate Personal Smoothie**

Blender Create healthy, delicious smoothies, shakes, dips, dressings and...

lang:en score:12 filesize: 28.43 M page_count: 25 document date: 2019-08-12

