

## Manuals+

[Q & A](#) | [Deep Search](#) | [Upload](#)

[manuals.plus](#) /

› [FOSCAM](#) /

› [FOSCAM FI9928P Outdoor PTZ 1080P WiFi Security Camera Instruction Manual](#)

## FOSCAM FI9928P

# FOSCAM FI9928P Outdoor PTZ 1080P WiFi Security Camera Instruction Manual

Model: FI9928P

## INTRODUCTION

---

This manual provides comprehensive instructions for the installation, operation, and maintenance of your FOSCAM FI9928P Outdoor PTZ 1080P WiFi Security Camera. Please read this manual thoroughly before using the product to ensure proper setup and functionality.



Image: Front view of the FOSCAM FI9928P Outdoor PTZ 1080P WiFi Security Camera.

The FOSCAM FI9928P is a full HD 1080P WiFi IP camera designed for home security. It features 4x optical zoom, pan and tilt capabilities, enhanced night vision up to 196 feet, IP66 weatherproof rating, two-way audio, and Wide Dynamic Range (WDR) technology.

## KEY FEATURES

---



Image: Icons representing key features: Intelligent WDR, Ambarella Chipset, Sony Starvis Sensor, 1080P HD Resolution, Pan 355° Tilt 85°, External Card Slot, Night Vision, 4X Optical Zoom, Weatherproof.

- **1080P HD Video:** Delivers clear and smooth 1080p video at 25 frames per second, powered by an Ambarella chipset.
- **Pan & Tilt with Optical Zoom:** Offers a 355° horizontal and 85° vertical rotation range, along with true 4x optical zoom for detailed viewing.
- **Enhanced Night Vision:** Equipped with a Sony Starvis sensor and 6 high-performance infrared array LED lights, providing night vision up to 196 feet, including colorful vision in low-light conditions.
- **IP66 Weatherproof:** Designed to withstand outdoor conditions, protecting against rain and dust.
- **Intelligent WDR & Image Distortion Correction:** Corrects dark faces under heavy light and fixes common image distortion flaws for clear images in various lighting.
- **Motion Detection & Alerts:** Detects movement and sends notifications via email or smartphone app.
- **Two-way Audio:** Allows for communication through the camera.
- **Multiple Storage Options:** Supports Micro SD card (up to 128GB, not included), computer, NVR, FTP, NAS, or Foscam cloud storage.
- **Voice Control:** Compatible with Amazon Alexa (requires latest firmware update) for instant live view on Echo Show

devices.

## SETUP

---

### 1. Unboxing and Initial Inspection

Carefully remove all components from the packaging. Verify that all items listed in the "What's in the Box" section are present and undamaged. The package includes the camera unit.

### 2. Physical Installation

The FOSCAM FI9928P is designed for outdoor use with an IP66 weatherproof rating. Choose a suitable wall-mount location that provides the desired viewing angle and is within range of your Wi-Fi network or Ethernet connection.



Image: The FOSCAM FI9928P camera mounted outdoors, illustrating its IP66 weatherproof capability against rain.

Securely mount the camera using appropriate hardware for your chosen surface. Ensure the power cable and any optional network cables are routed safely and protected from environmental elements.

### 3. Network Connection

The camera supports both Wi-Fi and Ethernet connectivity.

- **Wi-Fi Setup:** For wireless connection, ensure your camera is within range of your Wi-Fi router. The Foscam App will guide you through connecting the camera to your Wi-Fi network.
- **Ethernet Setup:** For a wired connection, connect an Ethernet cable from your router to the camera's Ethernet port.

### 4. Foscam App and Software Setup

Download the free Foscam App for iOS or Android devices. Follow the in-app instructions to add your camera. The app provides an easy setup process, often involving scanning a QR code on the camera.

For desktop management, Foscam VMS (Video Management Software) is available. The camera is also compatible with third-party VMS like Blue Iris and ONVIF recording devices, and can be accessed via IE, Chrome, and Firefox browsers.

### 5. Micro SD Card Installation

The camera supports Micro SD cards up to 128GB (not included) for local storage. To install, remove the two screws securing the Micro SD card panel, insert the card, and re-secure the panel. Ensure the panel is properly sealed to maintain the IP66 weatherproof rating.

## OPERATING INSTRUCTIONS

---

### 1. Pan, Tilt, and Zoom Control

Utilize the Foscam App or Foscam VMS to control the camera's movement. The camera offers a 355° horizontal pan and 85° vertical tilt. The 4x optical zoom allows you to magnify specific areas without losing image clarity.





Image: A smartphone displaying the Foscam app interface, showing controls for pan, tilt, and 4x optical zoom for the FI9928P camera.

## 2. Night Vision

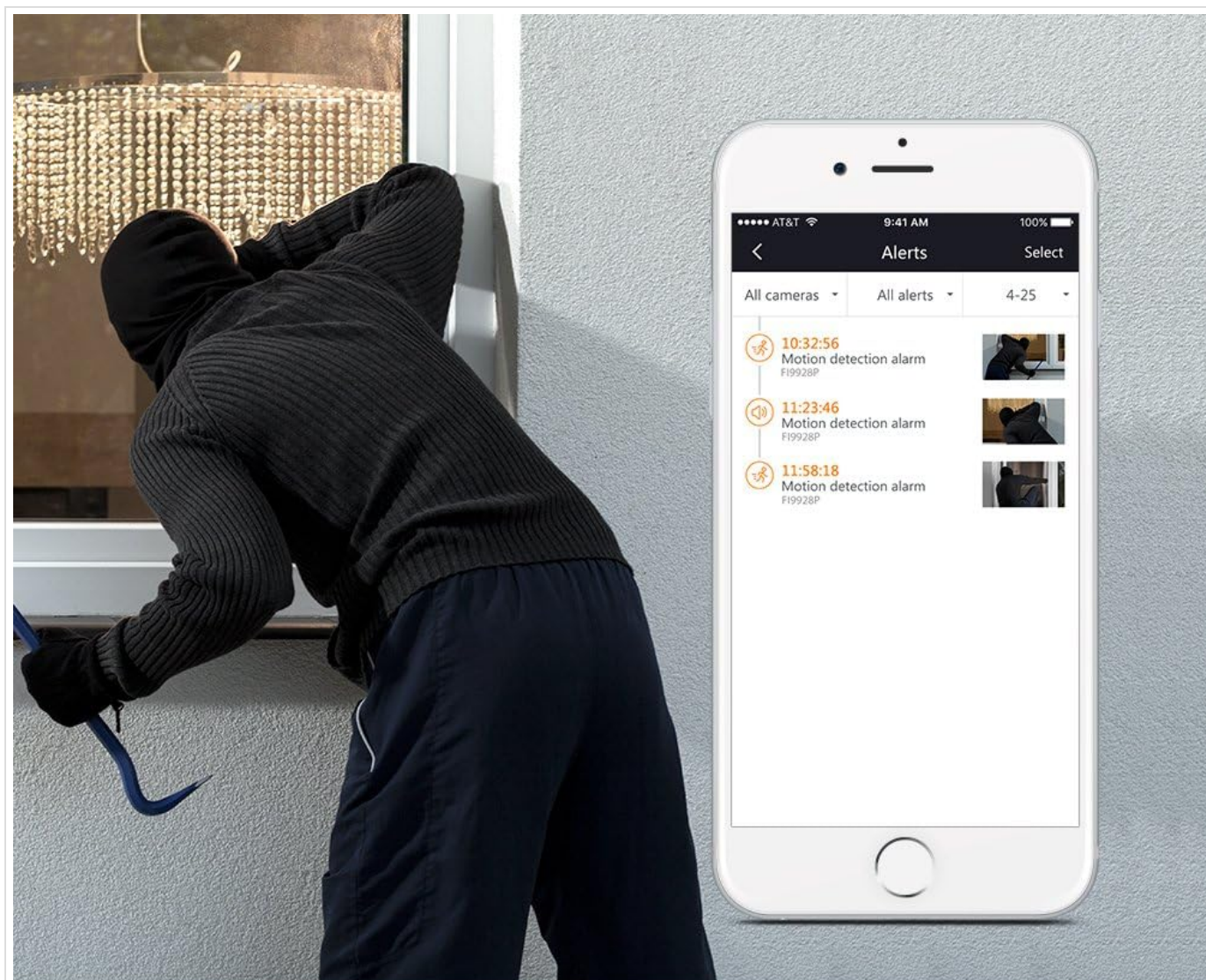
The camera automatically switches to night vision mode in low-light conditions. With its Sony Starvis sensor and 6 IR LEDs, it provides clear vision up to 196 feet. The camera can also deliver colorful images in very low light, unlike many cameras that only show black and white.



Image: A split image showing the camera's view during the day in full color and at night with enhanced night vision, highlighting the 196 ft range.

### 3. Motion Detection and Alerts

Configure motion detection settings within the Foscam App or VMS. You can set specific alarm schedules and define areas you do not wish to monitor. Upon detection, the camera can send notifications to your email or smartphone app. Captured images can be stored on a Micro SD card, computer, NVR, FTP, NAS, or Foscam cloud.



Motion  
Detection



Message  
Push

Image: A smartphone displaying motion detection alerts from the Foscam app, showing timestamps and preview images of detected events.

## 4. Cloud Storage

Foscam Cloud utilizes US-based AWS servers for high-level encrypted security and privacy. Cloud storage protects recordings from loss due to camera damage or theft. A 7-day free cloud storage plan with 1 month's validity is available. This allows you to view live feeds, play back recordings, or save alert captures and video clips from the cloud. Additional cloud storage options are available.

## 5. Voice Control with Alexa

The FOSCAM FI9928P supports voice control via Amazon Alexa. Ensure your camera's firmware is updated to the newest version through the Foscam app. Once updated and linked, you can use simple voice commands to view the camera feed on compatible Echo Show devices (e.g., "Alexa, show me the front door").



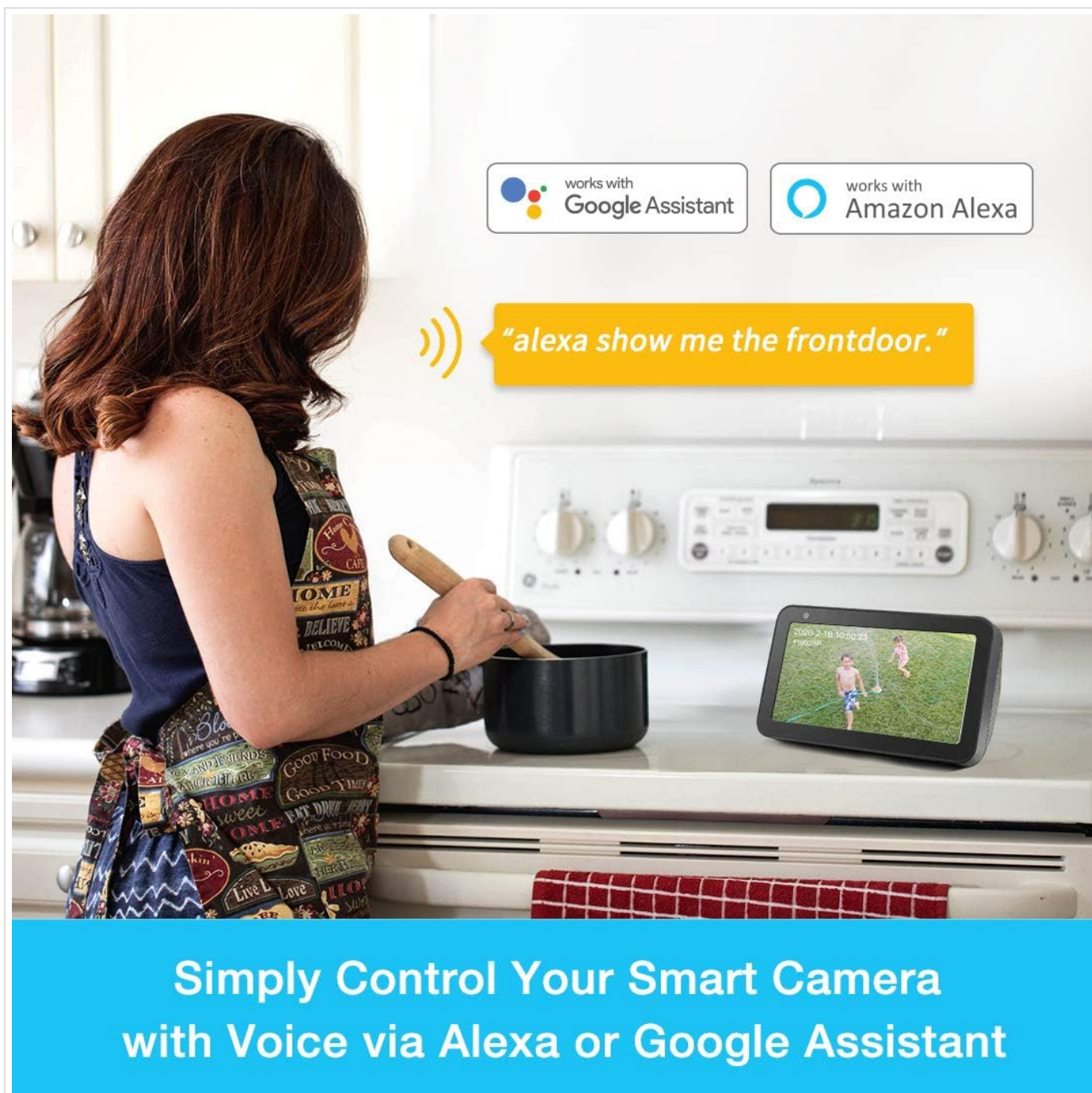


Image: A person in a kitchen using voice commands to control the FOSCAM camera, with an Echo Show displaying the camera feed.

## MAINTENANCE

---

### 1. Cleaning

Periodically clean the camera lens and housing with a soft, damp cloth to remove dust, dirt, or water spots that may affect image quality. Avoid using harsh chemicals or abrasive materials.

### 2. Firmware Updates

Regularly check for and install firmware updates via the Foscam App. Firmware updates often include performance improvements, new features, and security enhancements. For example, Alexa compatibility requires the latest firmware.

### 3. Weather Protection

While the camera is IP66 weatherproof, ensure all cable connections are properly sealed and protected from direct exposure to extreme weather conditions to maximize longevity.

## TROUBLESHOOTING

- **No Power:** Ensure the power adapter is securely connected to both the camera and a working power outlet.
- **Cannot Connect to Wi-Fi:**
  - Verify the camera is within range of your Wi-Fi router.
  - Check that your Wi-Fi password is entered correctly.
  - Restart your router and the camera.
  - If using a wired connection, ensure the Ethernet cable is properly connected.
- **Poor Image Quality:**
  - Clean the camera lens.
  - Ensure there are no obstructions in the camera's field of view.
  - Check network stability for streaming issues.
  - Verify WDR and Image Distortion Correction settings are enabled if needed.
- **Motion Alerts Not Working:**
  - Confirm motion detection is enabled in the app/software.
  - Check alarm schedules and monitored areas.
  - Ensure notification settings on your smartphone are configured to receive alerts from the Foscam App.
- **Micro SD Card Not Recording:**
  - Ensure the Micro SD card is correctly inserted and formatted.
  - Check if the card is full; consider enabling loop recording or replacing the card.
  - Verify recording settings in the Foscam App/VMS.

## SPECIFICATIONS

Feature	Detail
Model Number	FI9928P
Video Capture Resolution	1080p
Frame Rate	25 fps
Optical Zoom	4x
Pan Range	355°
Tilt Range	85°
Night Vision Range	Up to 196 ft
Weatherproof Rating	IP66
Storage Options	Micro SD (up to 128GB), NVR, FTP, NAS, Foscam Cloud
Connectivity	Wi-Fi, Ethernet
Compatible Devices	iOS, Android, Amazon Alexa





Power Source	AC/DC (12 Volts, 10 watts)
Dimensions (L x W x H)	20.9 x 23.4 x 13.8 inches
Item Weight	3.96 pounds (1.8 Kilograms)



## WARRANTY AND SUPPORT

For technical assistance, product support, or warranty inquiries, please contact FOSCAM customer support. You can reach them via email at [support@foscam.com](mailto:support@foscam.com). FOSCAM has been providing security solutions for over 10 years, focusing on professional services and quality products.

© 2023 FOSCAM. All rights reserved.

## Related Documents - FI9928P

	<p><a href="#">FOSCAM Security Camera Quick Setup Guide   Installation &amp; Configuration</a></p> <p>Comprehensive quick setup guide for FOSCAM security cameras. Learn how to install, connect via the Foscam App, access your camera, and find technical support.</p>
	<p><a href="#">Foscam FI9928P User Manual: FHD Wireless PTZ Dome IP Camera Guide</a></p> <p>This user manual provides comprehensive instructions for the Foscam FI9928P FHD Wireless PTZ Dome IP Camera, covering setup, access, advanced settings, and troubleshooting for home and business surveillance.</p>
	<p><a href="#">FOSCAM FI9928P FI9938B FHD Wireless PTZ Dome IP Camera User Manual</a></p> <p>This user manual provides comprehensive instructions for the FOSCAM FI9928P and FI9938B FHD Wireless PTZ Dome IP Cameras, covering setup, configuration, features, and troubleshooting for home and business security surveillance.</p>
	<p><a href="#">Foscam R3/R5 Indoor IP Security Camera Quick Setup Guide   Installation &amp; Configuration</a></p> <p>Get your Foscam R3 or R5 Indoor IP Security Camera up and running quickly with this comprehensive setup guide. Learn about hardware installation, app connection, Foscam VMS, and important safety tips.</p>

	<p><a href="#">Foscam Wi-Fi PTZ IP Camera Quick Setup Guide</a></p> <p>Step-by-step instructions for setting up your Foscam Wi-Fi PTZ IP Camera, covering physical setup, Foscam app connection, PC access via Foscam VMS, troubleshooting, and safety information.</p>
	<p><a href="#">FOSCAM Indoor FHD IP Camera User Manual</a></p> <p>This user manual provides comprehensive instructions for setting up, configuring, and operating the FOSCAM Indoor FHD IP Camera (Models R2, R4, R2C, R2E). It covers wired and wireless connections, remote access, software usage, advanced settings, troubleshooting, and specifications.</p>