

## Manuals+

[Q & A](#) | [Deep Search](#) | [Upload](#)

manuals.plus /

› [VTech](#) /

› [VTech Baby Babble and Rattle Microphone Instruction Manual](#)

## VTech 80-185450

# VTech Baby Babble and Rattle Microphone Instruction Manual

Model: 80-185450

Brand: VTech

## PRODUCT OVERVIEW

The VTech Baby Babble and Rattle Microphone is an interactive toy designed to engage young children through sound, music, and imaginative play. It functions as a real microphone, amplifying your child's voice, and includes various features to stimulate auditory and motor skills. This toy is suitable for babies aged 3 months to 3 years.

## WHAT'S IN THE BOX

- VTech Baby Babble and Rattle Microphone (Pink)
- 3 AAA batteries (for demo purposes only; new batteries recommended for regular use)



Image: The VTech Baby Babble and Rattle Microphone shown within its retail packaging, highlighting its features and appearance.

## SETUP

### Battery Installation

The microphone requires 3 AAA batteries. For optimal performance and extended play, it is recommended to replace the included demo batteries with new ones upon first use.

1. Locate the battery compartment on the back of the microphone.
2. Using a screwdriver, open the battery compartment cover.
3. Insert 3 new AAA batteries, ensuring correct polarity (+/-) as indicated inside the compartment.

4. Replace the battery compartment cover and secure it with the screw.



Image: The microphone's approximate dimensions are shown, indicating its compact size suitable for small hands.

## OPERATING INSTRUCTIONS

---

### Power On/Off and Mode Selection

Use the red slider switch located on the microphone's handle to turn the device On or Off, and to select between the two main play modes: Learning Mode (book icon) and Microphone Mode (microphone icon).

### Microphone Function

In Microphone Mode, the toy amplifies your child's voice, allowing them to sing along or babble into the microphone. For best amplification, encourage your child to speak directly into the top of the microphone.

### Turning Ring (Animal Sounds)

Rotate the colorful ring at the top of the microphone to hear different animal names and their corresponding sounds. There are twelve different animals to discover.



Image: The top part of the microphone with arrows indicating the turning ring feature, which introduces animal sounds.

### Instrument Buttons

Press the instrument buttons on the sides of the microphone to play twelve different melodies in either classical or rock 'n' roll styles. This feature helps children learn about various musical instruments.





Image: A child's hand pressing one of the side buttons on the microphone, which activates instrument sounds and melodies.

### **Puppy Button**

Press the puppy button to encourage singing along with various songs and phrases. The microphone features over 60 songs, melodies, sounds, and phrases.



Image: A child's finger pressing the puppy button located on the lower part of the microphone, which activates sing-along features.

## Shake to Hear Sounds

When your little one shakes the toy microphone, it will play fun sounds and phrases, promoting motor skill development.

## Official Product Video

Your browser does not support the video tag.

Video: An official product video from VTech showcasing the features and interactive play of the Baby Babble and Rattle Microphone.

## MAINTENANCE

---

### Cleaning

To clean the microphone, wipe it with a slightly damp cloth. Do not immerse the toy in water or use harsh cleaning agents, as this may damage the electronic components.

### Storage

Store the microphone in a cool, dry place away from direct sunlight when not in use. If the toy will not be used for an extended period, remove the batteries to prevent leakage.

## TROUBLESHOOTING

---

## No Sound or Lights

- Ensure the power switch is in the ON position.
- Check if the batteries are correctly installed with proper polarity.
- Replace old or depleted batteries with new AAA batteries.

## Voice Amplification Issues

- Make sure the microphone is in Microphone Mode (microphone icon on the slider switch).
- Ensure your child is speaking directly into the top of the microphone.

## SPECIFICATIONS



Model Number	80-185450
Product Dimensions	7.24 x 2.8 x 2.83 inches
Item Weight	6.2 ounces
Recommended Age	3 months - 3 years
Batteries Required	3 AAA batteries
Manufacturer	VTech





## WARRANTY AND SUPPORT

For warranty information or product support, please refer to the official VTech website or contact their customer service directly. Keep your purchase receipt for any warranty claims.

You can also refer to the official [User Manual \(PDF\)](#) for additional details.

## Related Documents - 80-185450

	<p><a href="#">VTech On-the-Go Soft Zebra: Instruction Manual &amp; Product Guide</a></p> <p>Comprehensive instruction manual for the VTech On-the-Go Soft Zebra toy. Includes setup, features, activities, care instructions, battery information, safety warnings, and consumer support details.</p>
	<p><a href="#">VTech Sensory Sounds Musical Cube Instruction Manual</a></p> <p>Comprehensive instruction manual for the VTech Sensory Sounds Musical Cube, detailing setup, features, activities, care, troubleshooting, and consumer support. Learn how to operate and maintain your VTech musical toy.</p>

	<p><a href="#">VTech Rattle &amp; Shake Birdie Instruction Manual - Features, Use, and Care</a></p> <p>Download the VTech Rattle &amp; Shake Birdie instruction manual. Learn how to use, care for, and troubleshoot your VTech baby toy. Includes product features, activities, and safety information.</p>
	<p><a href="#">VTech Busy Musical Bee Instruction Manual</a></p> <p>Instruction manual for the VTech Busy Musical Bee, detailing features, setup, care, and troubleshooting for this interactive baby toy.</p>
	<p><a href="#">VTech Twist &amp; Explore Caterpillar Parent's Guide - Interactive Learning Toy</a></p> <p>Official Parent's Guide for the VTech Twist &amp; Explore Caterpillar toy. Features include setup instructions, battery replacement, safety warnings, care tips, troubleshooting, and consumer service information for this interactive musical toy.</p>
	<p><a href="#">VTech My 1st Gift Set Instruction Manual</a></p> <p>Official instruction manual for the VTech My 1st Gift Set, detailing product features, setup, battery installation, care, troubleshooting, and consumer services. Includes information on the electronic piano, hippo teether, mirror, and frog rattle.</p>