

[Manuals.plus](#) /

> [SKMEI](#) /

> SKMEI 1189 Multi-Functional Sports Watch User Manual

SKMEI SKMEI 1189

SKMEI 1189 Multi-Functional Sports Watch User Manual

Japanese-Quartz LED and Pointer Display, 50M Waterproof

INTRODUCTION

This manual provides comprehensive instructions for the operation, maintenance, and troubleshooting of your SKMEI 1189 Multi-Functional Sports Watch. Please read this manual carefully to ensure proper use and to maximize the lifespan of your watch.



Front view of the SKMEI 1189 Multi-Functional Sports Watch, featuring a black case with gold accents and a digital display.

KEY FEATURES

- Japanese-Quartz Movement for precise timekeeping.
 - LED and Pointer Dual Display.
 - 50M Water Resistance, suitable for swimming and showering.
 - Multi-Functional capabilities: 3 Time Zones, Chronograph, Alarm, Date, EL Backlight.
 - Durable PC material shell with PU shock resistance.
 - Highly transparent resin glass.
 - Stainless Steel Buckle and Germany imported PU Resin Strap.
-

BLACK (WHITE)



BLACK (BLACK)



RED



ROSE GOLD



GOLDEN



SKMEI brand focus on product design details, integration of tactile sensations and wearing comfort, Fashion color combinations and logo and its unique style, the interpretation Fashionable life style and adventurous spirit

INTRODUCTION



3 time



Chrono



Alarm



50M waterproof



Date



EL Light





An overview of the SKMEI 1189 watch, highlighting its key features and the functions of its various buttons.

SETUP AND INITIAL CONFIGURATION

Button Functions

Familiarize yourself with the watch's buttons:

- **SET Button (Top Left):** Used to enter setting modes and confirm selections.
- **ADJ. Button (Top Right):** Used to adjust values during setting.
- **MODE Button (Bottom Left):** Used to cycle through different modes (Time, Alarm, Chronograph).
- **LIGHT Button (Bottom Right):** Activates the EL backlight.

Setting Time and Date

1. In normal time display mode, press and hold the **SET** button until the seconds start flashing. This indicates you are in setting mode.
2. Press the **MODE** button to cycle through the settings: Seconds → Hour → Minute → Year → Month → Day.
3. Use the **ADJ.** button to increase the flashing value. Hold the **ADJ.** button for faster adjustment.
4. Once all settings are correct, press the **SET** button again to exit the setting mode.

OPERATING INSTRUCTIONS

Using the Chronograph (Stopwatch)

1. From normal time display, press the **MODE** button repeatedly until "CH" (Chronograph) appears on the display.
2. Press the **ADJ.** button to start the stopwatch.
3. Press the **ADJ.** button again to pause the stopwatch.
4. To reset the stopwatch, while paused, press the **SET** button.
5. Press the **MODE** button to return to normal time display.

Setting and Using the Alarm

1. From normal time display, press the **MODE** button repeatedly until "AL" (Alarm) appears on the display.
2. Press and hold the **SET** button until the alarm hour starts flashing.
3. Use the **ADJ.** button to set the desired alarm hour.
4. Press the **MODE** button to switch to setting the alarm minute. Use the **ADJ.** button to set the desired alarm minute.
5. Press the **SET** button to confirm and exit alarm setting mode.
6. To turn the alarm ON/OFF, in alarm mode, press the **ADJ.** button. An alarm icon will appear/disappear to indicate

status.

7. When the alarm sounds, press any button to stop it.

Using the EL Backlight

Press the **LIGHT** button (bottom right) to illuminate the display for easy viewing in low-light conditions. The light will stay on for a few seconds.



The SKMEI 1189 watch display illuminated by its EL backlight, showing clear visibility in dark environments.

CARE AND MAINTENANCE

Water Resistance (50M)


Your SKMEI 1189 watch is designed with 50 meters (5ATM) water resistance. This means it is suitable for:

- Washing hands.
- Rain and showering.


- Swimming.

Important Note:

- DO NOT press any buttons while the watch is submerged in water.
- Avoid exposing the watch to hot water or steam, as this can compromise the water seals.
- After exposure to saltwater, rinse the watch with fresh water and dry it thoroughly.


50M WATERPROOF

Afraid get wet in the rain? get wet when you wash face? **NO PROBLEM!** This watch can meet your daily use waterproof.





Washing Hands

After meal, no need to take of your watch, wash your hands directly so convenience.

Rain, Shower

Raining suddenly, no umbrella
Wear the watch to shower.






Swimming, Play cool

No need to take off the watch, jump into the pool swimming, very convenience, also can check the time
(NOTE: DON'T PRESS ANY BUTTON IN THE WATER)

PRODUCT PARAMETERS



BRAND: 时刻美/SKMEI

MOV'T: Digital

SIZE: 250mm(L)、52mm(Dia)、50mm(W)、17mm(H)


BAND: PU

CASE: PC

W / P : 50meters waterproof

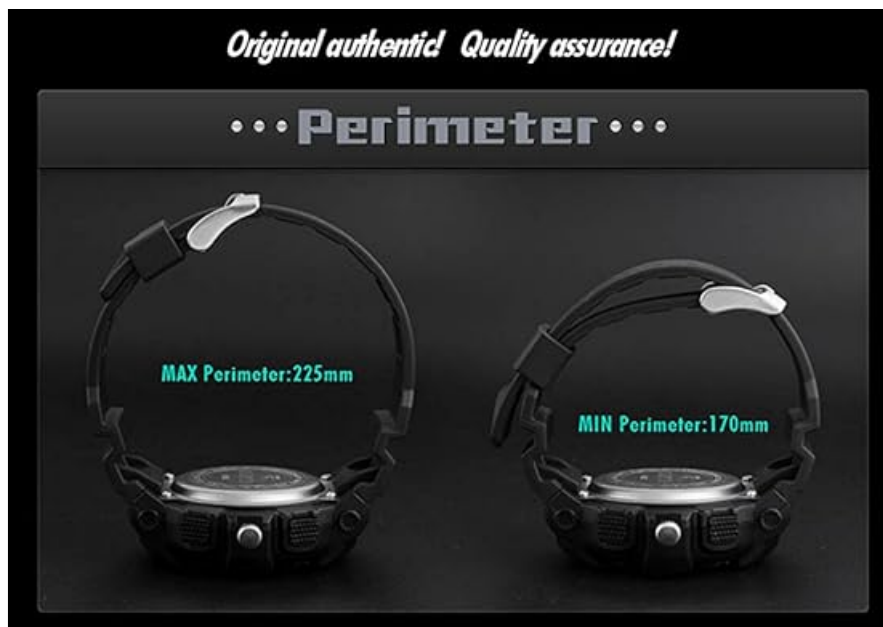
FUNCTION: 3 Time, Chrono, Alarm, Date, Week, EL.

About Products: SKMEI fashion sport watch, Use good quality mov't and japan battery, be good at water proof, novelty design, show fashion. TRADEMARK and apperance be authorized by China trademark office, protected by law.



52mm

50mm



Visual guide illustrating the 50M water resistance of the watch, suitable for daily activities like hand washing, showering, and swimming.

General Care

- Clean the watch regularly with a soft, dry cloth. For stubborn dirt, use a slightly damp cloth and mild soap, then dry thoroughly.
- Avoid exposing the watch to extreme temperatures (hot or cold) or direct sunlight for prolonged periods.
- Keep the watch away from strong magnetic fields, as they can affect timekeeping accuracy.
- Avoid contact with chemicals, solvents, or detergents, which can damage the watch case, strap, or seals.

TROUBLESHOOTING

Problem	Possible Cause	Solution
Watch not displaying time/blank screen.	Battery depleted.	Replace the battery. Contact a qualified watch technician if unsure.
Time is inaccurate.	Incorrect time setting; exposure to strong magnetic fields.	Reset the time according to "Setting Time and Date" section. Keep watch away from magnets.
Buttons are unresponsive or stuck.	Dirt/debris lodged in buttons; internal mechanism issue.	Clean around buttons carefully. Do not force buttons. If issue persists, seek professional service.
Condensation inside the watch.	Water resistance compromised (e.g., buttons pressed underwater, exposure to hot water/steam, seal degradation).	Stop using the watch immediately. Take it to a professional watch repair service to prevent further damage.

PRODUCT SPECIFICATIONS

Feature	Detail
Model Number	SKMEI 1189
Movement	Japanese-Quartz Digital Movement
Display Type	LED Digital and Pointer (Analog)
Water Resistance	50M (5ATM) - Suitable for swimming, showering, hand washing. Do not press buttons underwater.
Case Material	PC (Polycarbonate) with PU shock resistance
Glass Material	Highly transparent resin glass
Strap Material	Germany imported PU Resin
Buckle Material	Stainless Steel
Functions	3 Time Zones, Chronograph, Alarm, Date, EL Backlight
Case Dimensions (approx.)	52mm (Length) x 50mm (Width) x 17mm (Height)
Strap Perimeter (approx.)	Min: 170mm, Max: 225mm
Manufacturer	sdssg
ASIN	B01MSN09A8

DETAILED DESCRIPTIONS

**HOW CAN YOU MISS SUCH A GREAT CHANCE
TO OWN THE MOST POPULAR SPORT WATCH?**

**BLW ARE THE REASON WHY YOU
HAVE TO BUY THIS WATCH:**



01



Japanese movement

Accuracy within seconds per month. Japanese battery which can provide the watch strong

power

PC material shell + PU shock

02

PC material shell++ PU shock
Hard and durable!



03

Highly transparent resin glass

The glass is made from the highly clear resin material imported abroad and sealed with the case by high frequency machine. So that the glass is extremely hard and pressure-tolerant.

Detailed breakdown of the watch's internal components and materials, including the Japanese movement, PC material shell, and highly transparent resin glass.

50M Water Resistant

04

The Stainless Steel Screw Back provides better water resistant feature for the watch. Feel free to wear the watch when you are showering, swimming and diving.





05

Stainless Steel Buckle

You can adjust the watch according to your wrist size at any time. Convenient!



Germany imported PU Resin Strap

Made of resin material imported from Germany, the strap is soft and comfortable and environmental friendly.

06



07

Imported EL lighting Chip

Using imported EL light chip, you can simply press the light button and see the time display brightly and clearly at dark.

Further details on the watch's construction, including 50M water resistance, stainless steel buckle, PU resin strap, and imported EL lighting chip.

WARRANTY AND SUPPORT

For warranty information and customer support, please refer to the documentation provided at the time of purchase or contact the manufacturer directly. The manufacturer of this product is sdssg.

Please note that damage caused by improper use, unauthorized repairs, or failure to follow the instructions in this manual may void your warranty.

© 2024 SKMEI. All rights reserved.

This manual is for informational purposes only. Specifications are subject to change without notice.