

Ford Explorer

2017 Ford Explorer Owner's Manual

Essential Information for Operation and Maintenance

INTRODUCTION

This manual provides comprehensive instructions and important information for the safe and efficient operation, maintenance, and care of your 2017 Ford Explorer. Familiarize yourself with its contents to ensure proper use and to understand the features and capabilities of your vehicle.



Image: The 2017 Ford Explorer Owner's Manual presented within its black, Ford-branded protective case.



Image: The front cover of the 2017 Ford Explorer Owner's Manual, featuring a vehicle image.

SETUP AND INITIAL FAMILIARIZATION

Before operating your vehicle, it is recommended to perform an initial inspection and familiarize yourself with the primary controls and features. This section guides you through the essential steps to get started with your 2017 Ford Explorer.

Quick Reference Guide

For immediate access to frequently used information and quick operational summaries, refer to the included Quick Reference Guide. This guide provides concise instructions for common vehicle functions.




Image: The cover of the 2017 Explorer Quick Reference Guide, showing a red Ford Explorer.

OPERATING YOUR VEHICLE

This section details the procedures for driving your 2017 Ford Explorer, including starting and stopping the engine, understanding dashboard indicators, and utilizing various vehicle features such as the infotainment system, climate control, and safety systems.

Driving Your SUV or Truck Supplement

For specific guidance on driving an SUV or truck, including information on towing, off-road driving, and vehicle dynamics, consult the dedicated supplement provided with your manual set.



Image: The cover of the 'Driving Your SUV or Truck Supplement', featuring a mountain landscape.

MAINTENANCE AND CARE

Regular maintenance is crucial for the longevity and performance of your 2017 Ford Explorer. This section outlines recommended service schedules, procedures for checking fluid levels, tire care, and other essential maintenance tasks.

Scheduled Maintenance

- **Engine Oil:** Check oil level regularly and change according to the recommended schedule.
- **Coolant:** Monitor coolant levels and ensure proper concentration.
- **Brake Fluid:** Inspect brake fluid level and condition.
- **Tires:** Check tire pressure monthly, inspect for wear, and rotate as recommended. Refer to the Tire Warranty Guide for specific information.
- **Battery:** Ensure battery terminals are clean and secure.

Cleaning and Accessories

Use appropriate cleaning materials for your vehicle's interior and exterior. A dedicated cleaning cloth, such as the Ford-branded one provided, can be used for sensitive surfaces like infotainment screens.




Image: A blue cleaning cloth with the Ford logo, typically used for vehicle interior surfaces.

TROUBLESHOOTING

This section provides guidance on identifying and resolving common issues you might encounter with your 2017 Ford Explorer. For more complex problems, professional assistance is recommended.

Common Issues and Solutions

- **Warning Lights:** Consult the owner's manual for the meaning of specific warning lights on your dashboard and recommended actions.
 - **Flat Tire:** Instructions for safely changing a flat tire are provided in the manual.
 - **Dead Battery:** Procedures for jump-starting your vehicle are detailed.
 - **Engine Overheating:** Steps to take if your engine temperature gauge indicates overheating.
-

SPECIFICATIONS

Key technical specifications for the 2017 Ford Explorer Owner's Manual document are listed below.

- **ASIN:** B01MSDTMU1
 - **Publisher:** Forde
 - **Publication Date:** January 1, 2017
 - **Language:** English
 - **Print Length:** 540 pages
 - **Item Weight:** 12.6 ounces
 - **Dimensions:** 7.25 x 5.2 x 0.55 inches
 - **Part Number:** HW7J 19T201 FA
-

WARRANTY INFORMATION

Understanding your vehicle's warranty coverage is important. This section provides an overview of the warranty documents included with your 2017 Ford Explorer.

2017 Model Year Ford Warranty Guide

The Warranty Guide details the terms and conditions of your vehicle's limited warranty, including coverage periods and what is covered under the warranty.

2017 **EXPLORER** Owner's Manual



Image: The cover of the '2017 Model Year Ford Warranty Guide', featuring a city skyline.

2017 Ford Warranty Addendum

An addendum to the warranty guide clarifies specific terms. For the 2017 model year, the addendum states that Ford vehicles are defect-free. Defects unintentionally introduced during design and manufacturing processes that result in the need for repair are covered. The New Vehicle Limited Warranty remedies manufacturing defects that cause vehicle part malfunction or failure during the warranty period.




Image: A page from the 2017 Ford Warranty Addendum, detailing warranty coverage for manufacturing defects.

Tire Warranty Guide

Separate from the vehicle's main warranty, a dedicated guide provides information on the warranty coverage for the tires installed on your 2017 Ford Explorer.



Image: The cover of the Tire Warranty Guide, showing a close-up of a tire tread.

SUPPORT AND ADDITIONAL RESOURCES

For further assistance, service, or specific questions not covered in this manual, please contact an authorized Ford dealership. Additional resources may also be available on the official Ford website.

- **Authorized Ford Dealerships:** Your primary resource for vehicle service, parts, and expert advice.
- **Ford Customer Service:** Contact information for general inquiries and support.
- **Official Ford Website:** Access to digital manuals, service schedules, and other vehicle-specific information.