

## EcoSmart SG\_B01MSD3E6M\_US

# EcoSmart 60W Equivalent Soft White A19 Dimmable LED Light Bulb

Instruction Manual

## INTRODUCTION

Brighten your room with the energy efficient EcoSmart LED light bulb. This EcoSmart A19 Lamp is designed to provide a warm and comfortable light, perfect for various indoor settings. With an estimated energy cost of just \$1.02 per year and a lifespan of approximately 15,000 hours, these bulbs offer a long-lasting and economical lighting solution.

### Key Features:

- **Brightness:** 800 Lumens, providing ample illumination.
- **Long Lifespan:** Lasts for 15,000 hours, equivalent to 13 years based on 3 hours/day usage.
- **Light Appearance:** 2700K (Soft White) for a warm and inviting ambiance.
- **Energy Efficient:** Uses only 8.5 Watts, equivalent to a 60-Watt standard incandescent light bulb.
- **Dimmable:** Compatible with most dimmer switches for adjustable lighting levels.
- **Omni-Directional:** Provides light in all directions, similar to traditional bulbs.

## SETUP AND INSTALLATION

Installing your EcoSmart LED light bulb is a straightforward process. Ensure power is off before installation.

1. **Power Off:** Before attempting to install or replace any light bulb, ensure the power to the fixture is turned off at the switch or circuit breaker to prevent electrical shock.
2. **Remove Old Bulb (if applicable):** Carefully unscrew the old light bulb from the fixture. Allow it to cool if it has been recently in use.
3. **Insert New Bulb:** Gently screw the EcoSmart A19 LED bulb into the standard E26 medium base socket. Turn clockwise until it is snug, but do not overtighten.
4. **Restore Power:** Once the bulb is securely installed, restore power to the fixture.



Image: A single EcoSmart A19 LED light bulb, ready for installation.

These bulbs are suitable for use in enclosed fixtures and can be used for both indoor and outdoor lighting applications, provided outdoor fixtures are enclosed to protect from direct exposure to water.

## OPERATING INSTRUCTIONS

The EcoSmart LED light bulb operates like a standard incandescent bulb but with enhanced features and energy efficiency.

- **Turning On/Off:** Use your existing light switch to turn the bulb on or off.
- **Dimmable Functionality:** If your fixture is connected to a compatible dimmer switch, you can adjust the brightness of the EcoSmart LED bulb. Rotate or slide the dimmer control to achieve your desired light level. These bulbs are designed to dim smoothly without flickering or buzzing.
- **Light Color:** The bulb emits a 2700K Soft White light, which is a warm and inviting color temperature, ideal for living rooms, bedrooms, and kitchens.



Image: Packaging for the EcoSmart 60W Equivalent Soft White A19 LED Light Bulb 4-Pack.

## MAINTENANCE

EcoSmart LED bulbs require minimal maintenance due to their long lifespan and durable design. No user-serviceable parts inside.

- **Cleaning:** Ensure the bulb is cool and the power is off before cleaning. Wipe the bulb with a soft, dry cloth. Do not use liquid cleaners or abrasive materials.
- **Replacement:** With a lifespan of 15,000 hours, frequent replacement is not necessary. Replace the bulb only when it reaches the end of its operational life.
- **Disposal:** Dispose of old LED bulbs according to local regulations for electronic waste.

## Troubleshooting

If you encounter issues with your EcoSmart LED light bulb, refer to the following common troubleshooting steps:

Problem	Possible Cause	Solution
Bulb does not light up.	No power to the fixture, loose connection, or faulty bulb.	Check the light switch and circuit breaker. Ensure the bulb is screwed in tightly. Test the bulb in another working fixture.
Bulb flickers or buzzes.	Incompatible dimmer switch or loose connection.	Ensure your dimmer switch is compatible with LED bulbs. Tighten the bulb in the socket. If flickering persists, try the bulb in a non-dimmable fixture.
Light is too dim or too bright.	Dimmer setting or incorrect bulb for the space.	Adjust the dimmer switch. If not using a dimmer, ensure the bulb's brightness (lumens) is appropriate for your needs.

For further assistance, please refer to the warranty information or contact customer support.

## Specifications

Attribute	Value
Brand	EcoSmart
Light Type	LED
Special Feature	Dimmable
Wattage	8.5 Watts (60W Equivalent)
Bulb Shape Size	A19
Bulb Base	E26 (Medium)
Light Color	Soft White (2700K)
Voltage	120 Volts (AC)
Brightness	800 Lumens
Average Life (hours)	15,000 hours
Energy Star Certified	Yes
Indoor/Outdoor Use	Indoor, Outdoor (in enclosed fixtures)
Model Name	SG_B01MSD3E6M_US
UPC	693690568570

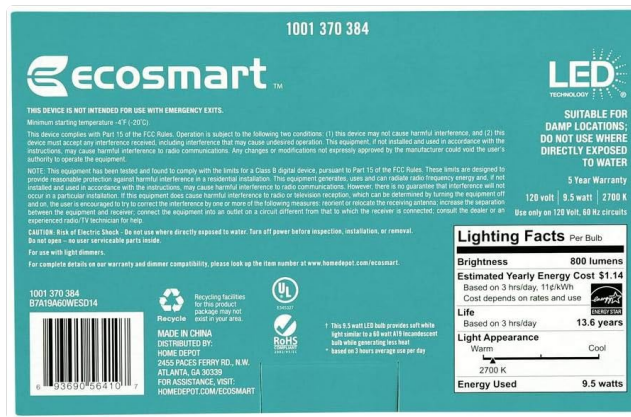




Image: Back of the product packaging detailing lighting facts and specifications.  
For complete details on our warranty and dimmer compatibility, please look up the item number at [homedepot.com/ecosmart](https://www.homedepot.com/ecosmart).





## WARRANTY AND SUPPORT

The product information states "Warranty Description: No." However, for any product-related inquiries or support, it is recommended to visit the manufacturer's official website or contact their customer service. For complete details on warranty and dimmer compatibility, please look up the item number at [homedepot.com/ecosmart](https://www.homedepot.com/ecosmart).

© 2024 EcoSmart. All rights reserved.

## Related Documents - SG\_B01MSD3E6M\_US

	<p><a href="#">EcoSmart Adjustable White A19 Motion Sensor Bulb - Use and Care Guide</a></p> <p>Detailed use and care guide for the EcoSmart Adjustable White A19 Motion Sensor Bulb (Model 14A19060M6CCT01), including safety information, specifications, operation, and troubleshooting.</p>
	<p><a href="#">EcoSmart Adjustable White A19 Motion Sensor Bulb Use and Care Guide</a></p> <p>Comprehensive use and care guide for the EcoSmart Adjustable White A19 Motion Sensor Bulb (Model 14A19060M6CCT01). This guide covers safety information, warranty details, specifications, operation instructions, and troubleshooting tips for optimal use.</p>

 <p>USE AND CARE GUIDE</p> <p>Adjustable White A19 Dusk to Dawn Bulb</p> <p>14A19060D6CCT01</p>	<p><a href="#">EcoSmart Adjustable White A19 Dusk to Dawn Bulb - Use and Care Guide</a></p> <p>Detailed use and care instructions for the EcoSmart Adjustable White A19 Dusk to Dawn LED Bulb (Model 14A19060D6CCT01). Includes safety warnings, 10-year limited warranty, installation, operation, color temperature selection, and troubleshooting tips.</p>
 <p>USE AND CARE GUIDE</p> <p>Wireless Controlled A19 Smart Bulb</p> <p>A9A19A60WESDZ02</p>	<p><a href="#">EcoSmart Wireless Controlled A19 Smart Bulb: Use and Care Guide</a></p> <p>Comprehensive guide for the EcoSmart A9A19A60WESDZ02 Wireless Controlled A19 Smart Bulb, covering setup, operation, safety, troubleshooting, and warranty information.</p>
 <p>USE AND CARE GUIDE</p> <p>A19 Motion Sensor Bulb</p> <p>14A19060D6CCT01</p>	<p><a href="#">EcoSmart A19 Motion Sensor Bulb Use and Care Guide</a></p> <p>Comprehensive guide for the EcoSmart A19 Motion Sensor Bulb, covering operation, color temperature selection, installation, and important notes for optimal performance. Includes FCC compliance information.</p>
 <p>USE AND CARE GUIDE</p> <p>Color Changing Bluetooth Speaker Bulb</p> <p>BTA19RGB3KECP</p>	<p><a href="#">EcoSmart Color Changing Bluetooth Speaker Bulb Use and Care Guide</a></p> <p>User and care guide for the EcoSmart BTA19RGB3KECP Color Changing Bluetooth Speaker Bulb. Includes safety information, warranty details, single and two-bulb pairing instructions, remote operation, battery replacement, and support contact.</p>