

Power Wheels FFR86

Fisher-Price Power Wheels Barbie Jeep Wrangler Car Instruction Manual

Model: FFR86

1. IMPORTANT SAFETY INFORMATION

WARNING: Cancer and Reproductive Harm - www.P65Warnings.ca.gov

Always ensure children are supervised by an adult when operating the Power Wheels Barbie Jeep Wrangler. Read all instructions before assembly and use. Keep small parts away from children during assembly.

2. WHAT'S IN THE BOX

Upon opening the package, verify that all components are present:

- 1 Toy Vehicle (Barbie Jeep Wrangler)
- 1 12-Volt Battery
- 1 Battery Charger
- 1 Instruction Booklet

If any parts are missing or damaged, contact customer support immediately.

3. SETUP AND ASSEMBLY

Assembly of the Power Wheels Barbie Jeep Wrangler is required before first use. Follow the detailed steps provided in the included instruction booklet. Ensure all connections are secure and all parts are correctly installed.

Note: Assembly may require adult assistance and tools (not included).



Image 1: Fully assembled Power Wheels Barbie Jeep Wrangler, showcasing its pink body, yellow seats, and blue roll bar.

4. BATTERY INFORMATION AND CHARGING

The vehicle operates on a 12-volt rechargeable battery. For optimal performance and battery life, fully charge the battery for at least 18 hours before the first use. Subsequent charges should be 14 hours. Do not charge for more than 30 hours.

- **Battery Type:** 12V (included)
- **First Charge:** 18 hours
- **Regular Charge:** 14 hours
- **Maximum Charge:** 30 hours

Always use the charger provided with the vehicle. Disconnect the battery from the vehicle before charging. Store the battery in a cool, dry place when not in use.

5. OPERATING INSTRUCTIONS

5.1. Starting the Vehicle

Once the battery is charged and connected, the vehicle is ready for operation. Ensure the child is seated properly and has access to the foot pedal and steering wheel.

5.2. Speed Control

The Power Wheels Barbie Jeep Wrangler features two forward speeds and one reverse speed:

- **Low Speed:** 2.5 mph (4 km/h) max. forward
- **High Speed:** 5 mph (8 km/h) max. forward
- **Reverse:** 2.5 mph (4 km/h) max.

A parent-controlled high-speed lock-out feature is available for beginner drivers. Refer to the main instruction booklet for details on engaging/disengaging this feature.

5.3. Power-Lock Brakes

The vehicle is equipped with Power-Lock Brakes. Releasing the foot pedal will automatically engage the brakes, bringing the vehicle to a stop.

5.4. Features and Functions

- **Doors:** The doors open and close for easy entry and exit.
- **Radio:** A pretend radio is preloaded with 6 tunes. Operate the radio using the controls on the dashboard.
- **Storage:** A roomy rear storage area is available for carrying small items.



Problem	Possible Cause	Solution
Vehicle does not move	Battery not charged; battery connection loose; thermal fuse tripped; motor issue.	Charge battery; check battery connections; allow vehicle to cool down; contact customer support.
Vehicle runs slowly	Low battery charge; vehicle overloaded; operating on soft surfaces (grass).	Recharge battery; reduce load; operate on hard surfaces.
Radio not working	Radio batteries dead; radio switch off.	Replace radio batteries; ensure radio is switched on.

For issues not listed or if solutions do not resolve the problem, contact customer support.

8. SPECIFICATIONS

- **Model Number:** FFR86
- **Product Dimensions:** 29.53 x 46.46 x 31.1 inches
- **Item Weight:** 48.9 pounds
- **Recommended Age:** 36 months - 7 years
- **Maximum Weight Capacity:** 130 lb (59 kg)
- **Seating Capacity:** 2 children
- **Battery:** 12V rechargeable (included)
- **Forward Speeds:** 2.5 mph (4 km/h) and 5 mph (8 km/h)
- **Reverse Speed:** 2.5 mph (4 km/h)
- **Manufacturer:** Fisher-Price

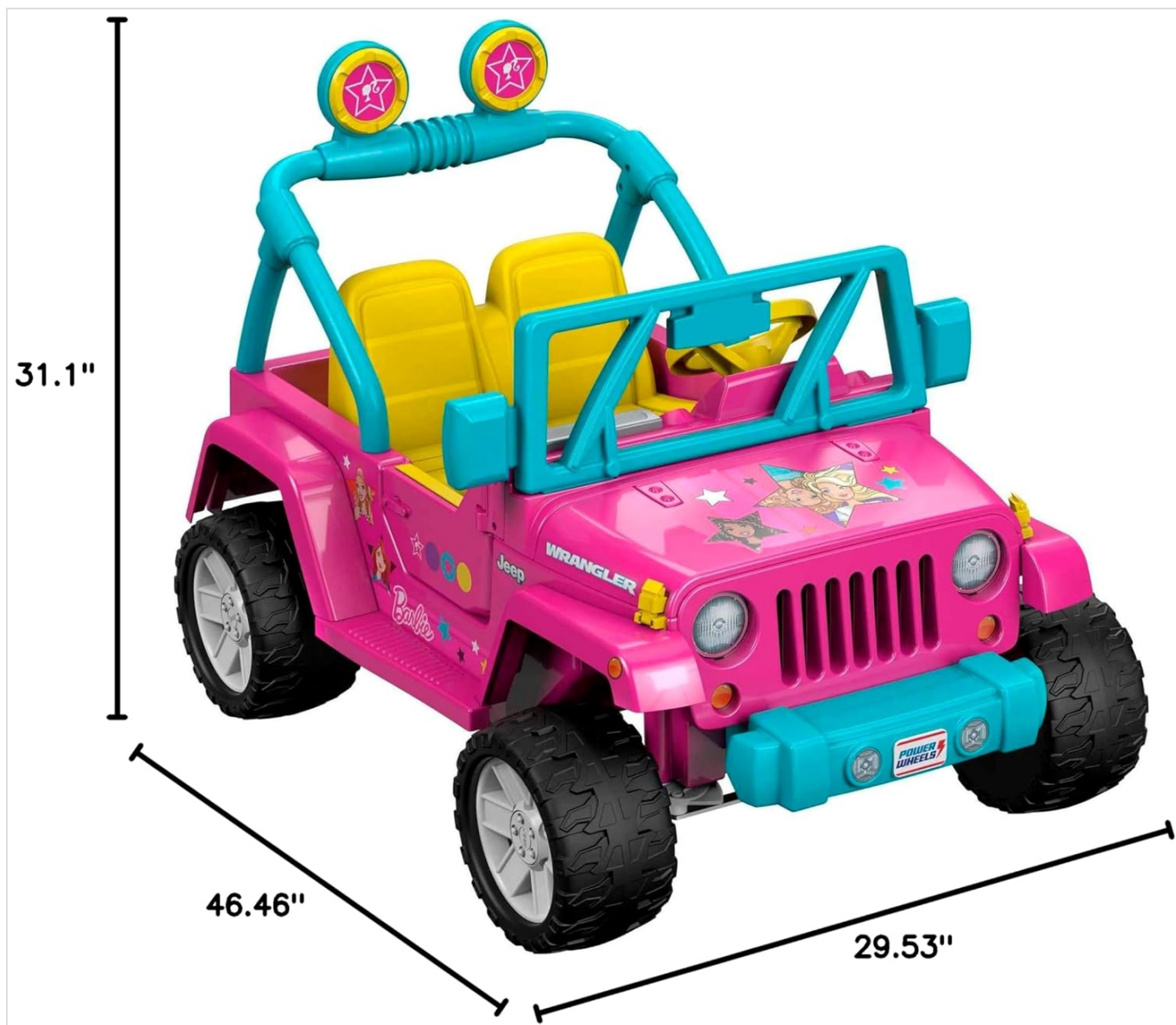


Image 3: Diagram illustrating the dimensions of the Power Wheels Barbie Jeep Wrangler.

9. WARRANTY INFORMATION

This product comes with a limited warranty. Please refer to the warranty card included in your packaging or visit the official Power Wheels website for detailed terms and conditions. Keep your proof of purchase for warranty claims.

10. CUSTOMER SUPPORT

For further assistance, replacement parts, or technical support, please contact Fisher-Price Customer Service. Contact information can be found in your product's instruction booklet or on the official Fisher-Price/Power Wheels website.


Online Resources: www.fisher-price.com

© 2024 Fisher-Price. All rights reserved.



[Barbie Beach Party Jeep Owner's Manual and Assembly Instructions](#)

This document provides comprehensive owner's manual and assembly instructions for the Barbie Beach Party Jeep (Model H4433) by Power Wheels. It includes detailed safety guidelines, operation procedures, battery care and disposal information, troubleshooting tips, and warranty details.




[Power Wheels Barbie Beach Party Jeep Wrangler H4433 Parts List and Diagram](#)

Detailed parts list and exploded view diagram for the Power Wheels Barbie Beach Party Jeep Wrangler (H4433, 12V Advanced Series), including product specifications and assembly information.



[Power Wheels Jeep Wrangler 74440 Owner's Manual and Assembly Instructions](#)

Official owner's manual and assembly guide for the Power Wheels Jeep Wrangler, Model 74440. Provides essential safety information, operating instructions, and parts details for a fun and safe ride-on experience.



[Power Wheels Barbie Jammin' Jeep H3427 Parts List and Diagram](#)

Detailed parts list and exploded view diagram for the Power Wheels Barbie Jammin' Jeep H3427 (12V Advanced Series) by Fisher-Price. Includes part numbers and descriptions for easy identification and replacement.



[Power Wheels Barbie Beach Ranger Owner's Manual and Assembly Instructions](#)

Comprehensive owner's manual and assembly guide for the Power Wheels Barbie Beach Ranger ride-on toy vehicle (Model 78477). Includes detailed instructions for assembly, battery charging and installation, safe operation, vehicle care, troubleshooting, warranty information, and a list of authorized service centers.



[Power Wheels Barbie Sun Jammer 4x4 Owner's Manual and Assembly Guide](#)

Comprehensive owner's manual and assembly guide for the Power Wheels Barbie Sun Jammer 4x4 (Model 76960), detailing safety, operation, care, and troubleshooting for this ride-on toy vehicle.