

Manuals+

[Q & A](#) | [Deep Search](#) | [Upload](#)

manuals.plus /

› [Rexel](#) /

› [Rexel Auto+ 600X 2103500A Auto Feed 600 Sheet Cross Cut Shredder User Manual](#)

Rexel 2103500A

Rexel Auto+ 600X 2103500A Auto Feed 600 Sheet Cross Cut Shredder User Manual

Model: 2103500A

1. INTRODUCTION

This manual provides essential information for the safe and efficient operation, setup, and maintenance of your Rexel Auto+ 600X 2103500A Auto Feed 600 Sheet Cross Cut Shredder. Designed for departmental use, this shredder offers secure disposal of confidential documents, credit cards, and CDs. Please read these instructions thoroughly before using the shredder.



Image: The Rexel Auto+ 600X shredder positioned in a contemporary office setting, demonstrating its suitability for departmental use.

2. IMPORTANT SAFETY INFORMATION

To prevent injury or damage to the shredder, always adhere to the following safety guidelines:

- Keep loose clothing, jewelry, hair, and hands away from the paper entry slot.
- Do not insert fingers or other body parts into the shredder opening.
- Keep children and pets away from the shredder at all times.

- Unplug the shredder when not in use or before moving, cleaning, or emptying the waste bin.
- Do not shred metal objects, adhesive labels, or wet paper.
- Use only Rexel Shredder Oil for maintenance.
- Ensure the shredder is placed on a stable, level surface.
- Do not operate the shredder if the power cord is damaged.

3. PRODUCT OVERVIEW

The Rexel Auto+ 600X is a high-capacity cross-cut shredder designed for efficient and secure document destruction in busy office environments. Key features include:

- **Auto Feed Capacity:** Shreds up to 600 sheets (80 gsm) automatically.
- **Manual Feed Capacity:** Shreds up to 8 sheets (80 gsm) at a time.
- **Cross-Cut Security:** Shreds documents into 4 x 40 mm pieces (P-4 security level).
- **Versatile Shredding:** Handles A4 paper, credit cards, and CDs. No need to remove staples or paper clips.
- **Large Waste Bin:** 80-litre capacity for less frequent emptying.
- **Energy Saving:** Features a sleep mode after 2 minutes of inactivity.
- **Anti-Jam Technology:** Auto start/stop and reverse function to prevent paper jams.



Image: Front view of the Rexel Auto+ 600X shredder, showcasing its auto-feed tray, control panel, and waste bin window.

4. SETUP

1. **Unpacking:** Carefully remove the shredder from its packaging. Retain packaging for future transport or storage.
2. **Positioning:** Place the shredder on a flat, stable surface. Ensure there is adequate space around the unit for ventilation and access to the waste bin.
3. **Power Connection:** Plug the power cord into a standard electrical outlet.
4. **Waste Bin:** Ensure the 80-litre waste bin is correctly inserted and closed. The shredder will not operate if the bin is open or incorrectly seated.

5. OPERATING INSTRUCTIONS

5.1. Auto Feed Shredding

The auto-feed feature allows for shredding large stacks of paper without manual intervention.

1. Open the auto-feed tray cover.
2. Stack up to 600 sheets of paper (80 gsm) neatly into the auto-feed tray. Ensure the paper is aligned and free from folds.
3. Close the auto-feed tray cover. The shredder will automatically detect the paper and begin shredding.
4. The shredder will enter sleep mode after 2 minutes of inactivity once all paper is shredded.

5.2. Manual Feed Shredding

For smaller quantities of paper or items not suitable for auto-feed.

1. Insert up to 8 sheets of paper (80 gsm) into the manual feed slot.
2. The shredder will automatically start and shred the paper.
3. Remove your hand once the paper is gripped by the shredder.

5.3. Shredding Credit Cards and CDs

The shredder can also destroy credit cards and CDs for enhanced security.

- Locate the dedicated slot for credit cards and CDs (usually separate from the paper entry).
- Insert one credit card or CD at a time into the designated slot.
- The shredder will automatically activate and destroy the item.



Image: A user operating the Rexel Auto+ shredder, demonstrating the ease of use for document disposal.

6. MAINTENANCE

6.1. Emptying the Waste Bin

The shredder features an 80-litre bin. Emptying it regularly ensures optimal performance and prevents jams.

1. Turn off and unplug the shredder.
2. Carefully pull out the waste bin.
3. Dispose of the shredded material.
4. Slide the waste bin back into place until it clicks securely.

6.2. Oiling the Shredder

Regular oiling is crucial for maintaining the shredder's performance and extending the life of the cutters. Oil the shredder after every bin emptying or after approximately 30 minutes of continuous shredding.

1. Use only Rexel Shredder Oil.
2. Apply a thin line of oil across the entire width of the paper entry slot.
3. Run the shredder in reverse for 10 seconds to distribute the oil.

6.3. Cleaning

Wipe the exterior of the shredder with a soft, dry cloth. Do not use abrasive cleaners or solvents.

7. TROUBLESHOOTING

Problem	Possible Cause	Solution
Shredder does not start.	Power cord unplugged, waste bin open/full, shredder overheated.	Check power connection, ensure bin is closed/empty, allow shredder to cool down.

Problem	Possible Cause	Solution
Paper jam.	Too much paper inserted, paper not aligned.	Use the reverse function to clear the jam. Reduce paper quantity for next shredding.
Shredder stops during operation.	Overheating, waste bin full.	Allow the machine to cool down. Empty the waste bin.
Increased noise or reduced performance.	Cutters require oiling.	Oil the shredder blades as per maintenance instructions.

8. SPECIFICATIONS


- **Model Number:** 2103500A
- **Cut Type:** Cross Cut
- **Shred Size:** 4 x 40 mm (P-4 Security)
- **Auto Feed Capacity:** 600 sheets (80 gsm)
- **Manual Feed Capacity:** 8 sheets (80 gsm)
- **Waste Bin Capacity:** 80 Litres
- **Shreds:** Paper (A4), Credit Cards, CDs
- **Dimensions (H x W x D):** 81 x 52 x 51 cm (approximate, based on product dimensions)
- **Weight:** 41 kg
- **Voltage:** 230-250 V
- **Colour:** Black / Auto+
- **Recommended Users:** Up to 20

9. WARRANTY AND SUPPORT

The Rexel Auto+ 600X shredder comes with a **2-year warranty** against defects. The cutters are covered by a separate **20-year warranty**. For support or warranty claims, please refer to your purchase documentation or contact Rexel customer service.




For continuous performance, remember to oil your shredder regularly with Rexel Shredder Oil.

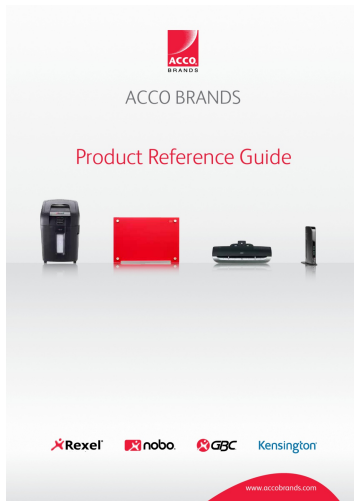
Related Documents - 2103500A



[Rexel Auto+ 80X Shredder: User Manual, Specifications, and Safety Guide](#)

A comprehensive guide to the Rexel Auto+ 80X Shredder, detailing its autofeed technology, operational instructions, safety precautions, shredding capabilities, technical specifications, and warranty information. Learn how to use, maintain, and troubleshoot your Rexel shredder.

 <p>Rexel Instruction Manual</p> <p>Momentum X308 Momentum X406</p>	<p>Rexel Momentum X308 & X406 Paper Shredder Instruction Manual</p> <p>Comprehensive user guide for the Rexel Momentum X308 and Momentum X406 paper shredders, detailing setup, operation, safety features, maintenance, and troubleshooting.</p>
 <p>Rexel Instruction Manual</p> <p>Momentum X312 Momentum X410 Momentum X312-SL Momentum X410-SL</p>	<p>Rexel Momentum X312/X410 Shredder Instruction Manual</p> <p>Comprehensive instruction manual for Rexel Momentum X312, X410, X312-SL, and X410-SL paper shredders. Learn about operation, safety, specifications, and troubleshooting.</p>
 <p>Rexel Instruction Manual</p> <p>Momentum X312 Momentum X410 Momentum X312-SL Momentum X410-SL</p>	<p>Rexel Momentum X312/X410 Paper Shredder Instruction Manual</p> <p>This instruction manual provides detailed information on the Rexel Momentum X312, X410, X312-SL, and X410-SL paper shredders, covering specifications, operation, safety precautions, shredding capacity, troubleshooting, and warranty.</p>
 <p>Rexel Instruction Manual</p> <p>Momentum+ Momentum Extra+</p>	<p>Rexel Momentum+ & Momentum Extra+ Instruction Manual</p> <p>Get detailed operating instructions, safety guidelines, specifications, and maintenance information for the Rexel Momentum+ and Momentum Extra+ paper shredders. Learn about shredding capabilities, anti-jam technology, and warranty details.</p>
 <p>Rexel Instruction Manual</p> <p>Secure S5 Secure X6 Secure X8 Secure X10 Secure X10-SL Secure X6-SL Secure X8-SL Secure X10-SL Secure MC3 Secure MC4 Secure MC6 Secure MC3-SL Secure MC4-SL Secure MC6-SL</p>	<p>Rexel Secure Shredder Instruction Manual</p> <p>Comprehensive instruction manual for Rexel Secure series paper shredders, covering operation, safety, specifications, and maintenance. Includes models S5, X6, X8, X10, X6-SL, X8-SL, X10-SL, MC3, MC4, MC6, MC3-SL, MC4-SL, MC6-SL.</p>



[\[pdf\]](#) Reference Guide Guide Catalog

Product Reference Guide NET Rexel Project File 13045 Keyword Rankings 2017 ACCO Catalogue Eng
UK accoblobstorageus blob core windows net catalogues Catalogues Acco Flipping link files assets
common |||

ACCO BRANDS Product Reference Guide Working for you www.accobrands.com 1
Contacting Us Contac ... in you can simply load up to 600 A4 sheets and leave it to
get on with the job. SKU Product MOQ **2103500A** Auto 600X Cross Cut Shredder 1
Auto 300X Cross Cut Shredder Spend 98 less time shredd...
lang:en **score:25** filesize: 21.28 M page_count: 221 document date: 2017-04-13



[\[pdf\]](#) User Manual Datasheet

Document Rexel AutoPlus 600X Shredder Cross Cut P 4 Ref 2103500A datasheet 364900 cdn3 evostore
io documents spicers |||

Auto 600X Cross Cut Shredder **2103500A** Product Description Product information
Depth Width Height Gross weight 495mm 510mm 810mm 43.00kg Retail Packaging
Information Depth Width Height Gross weight UPC# Unit quantity 962mm 630mm
642mm 43.00kg 5028252504713 1 Master Case Information Unit quan...
lang:en **score:24** filesize: 58.06 K page_count: 1 document date: 0000-00-00



[\[pdf\]](#) Safety Datasheet

CBT16268 fl A4 Rexel Shredder Lyreco NO v2 indd Makulerer opp til 30% flere ark* Forbedret sikkerhet
for fred i sinnet Et kammer som kan lukkes med en firesifret PIN kode Bruk mindre tid på fastkjørt papir
1717453 cdn s1 lyreco staticswebshop sds NONO |||

Rexel med automatisk mating Slik fungerer det Makulerer opp til 30 flere ark* Makuler
opptil 750 a ... M 600X I 600M 300X I 300M Sammenligning Produkt Acco v.nr. Kraftig
bruk 750X 600X 2103750EU **2103500A** Lyreco v.nr. Sikkerhetsniv Brukere Bruk
Arkkapasitet, 80 gsm Arkkapasitet, 70 gsm Stifter ...


lang:no **score:22** filesize: 1.28 M page_count: 2 document date: 2018-02-12



[\[pdf\]](#) Confidentiality Request Letter

How to choose a shredder PAPER SHREDDERS Contents Security cut types explained Shredding specification table Rexel Auto Micro Cut Shredders Cross SmarTech Leitz IQ MANUAL FEED JAM ANTI SILENT Cuts 1 A4 sheet into approx 12 500 pieces Super Fine P 7 Top Secret P7 6000 6 Ultra High P6 2000 5 P5 400 4 Confidential GDPR replaced local data protection laws in May 2018 Data shredded is protected The General Protection Regulation An overview part of the European Commission s plan modernise and harmonise rules 2020 — rexel leitz shredding brochure dgduupz79pcvd cloudfront net documents acco cdn3 evostore io

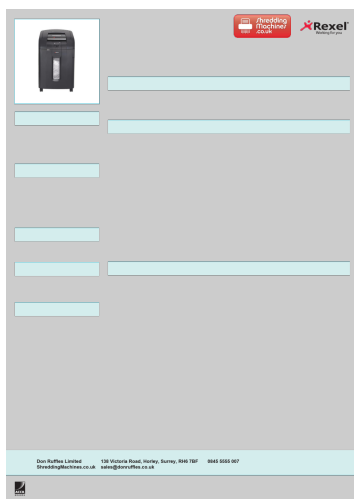
PAPER SHREDDERS Data Shredded data protected *Shredding supports GDPR compliance Contents Security ... D AUTO FEED P4 600 P4 AUTO FEED 300 P4 40L TO D IAtUmTOCode P6 FEED ADeUsTcrOipOption **2103500A** Auto 600X AUTO FEED P6 2105902 Recyclable Paper Waste Bags 80L 40095 Plastic Waste ... lang:en **score:17** filesize: 6.87 M page_count: 20 document date: 2018-12-12



[\[pdf\]](#) Accessories Borchure Catalog

CBT12781 2017 BM Brochure Eng UK accoblobstorageus blob core windows net 80 catalogues Catalogues Business Machines files assets common

Working for you... Business Machines Contents Shredding Rexel Auto Feed Micro Cut Rexel Auto Feed ... e Sacks Plastic Waste Sacks Rexel Oil Heavy Use 750X 750M 600X 600M 2103750 / 2104750 P-4 P-5 **2103500A** / 2104500A P-4 P-5 20 10-20 Large Office Departmental 750 600 825 660 ... lang:en **score:16** filesize: 8.89 M page_count: 27 document date: 2017-03-14



[\[pdf\]](#) User Manual Datasheet

Rexel Auto 600X Shredder Data Sheet ShreddingMachines co uk rexelautoplus600x shreddingmachines s |||

Auto 600X Cross Cut Shredder **2103500A** Product Description Product information Depth Width Height Gross weight 495mm 510mm 810mm 43.00kg Retail Packaging Information Depth Width Height Gross weight UPC# Unit quantity 962mm 630mm 642mm 43.00kg 5028252504713 1 Master Case Information Unit quan... lang:en **score:15** filesize: 166.29 K page_count: 1 document date: 2017-06-07