

Vollrath 47146

Vollrath Color-Coded Size 30 Disher Instruction Manual

Model: 47146

INTRODUCTION

This manual provides essential information for the safe and effective use, care, and maintenance of your Vollrath Color-Coded Size 30 Disher. Designed for precise portion control, this durable tool is suitable for various food service applications.

PRODUCT FEATURES

- **Durable Construction:** Features a molded one-piece handle for enhanced durability and ease of cleaning.
- **Corrosion Resistance:** Equipped with a stainless steel bowl and components to prevent corrosion and ensure a long service life.
- **Color-Coded for Size:** Black handle indicates Size 30 for quick and accurate portion selection.
- **Ergonomic Grip:** Extended grooved handle provides a secure and comfortable grip during use.
- **Accurate Portions:** The blade extends beyond the bowl to prevent food from sticking, ensuring precise portion control.
- **Easy Maintenance:** Designed to be dishwasher safe for convenient cleaning.
- **Quality Assurance:** USA made and NSF certified, meeting high standards for public health protection.

SETUP

1. **Unpacking:** Carefully remove the disher from its packaging.
2. **Initial Cleaning:** Before first use, wash the disher thoroughly with warm, soapy water or place it in a dishwasher. Rinse completely and dry.
3. **Inspection:** Inspect the disher for any signs of damage from shipping. Do not use if damaged.

OPERATING INSTRUCTIONS

The Vollrath Disher is designed for scooping and portioning various food items, such as ice cream, mashed potatoes, cookie dough, and more.

1. **Grip:** Hold the disher firmly by the grooved handle.
2. **Scooping:** Dip the bowl of the disher into the food item. Apply gentle pressure and scoop in a smooth motion to fill the bowl.
3. **Leveling:** If necessary, level the top of the scooped food against the edge of the container to ensure an accurate portion.
4. **Releasing:** Position the disher over the desired serving dish or container. Squeeze the handle to activate the blade, which will sweep across the inside of the bowl, releasing the portion cleanly.



Image: The Vollrath Color-Coded Size 30 Disher, featuring a stainless steel scoop and a black, grooved handle with a thumb lever for releasing contents.

MAINTENANCE AND CLEANING

Proper cleaning and maintenance will extend the life of your Vollrath Disher.

- **Dishwasher Safe:** The disher is designed to be dishwasher safe. Place it securely in the dishwasher.
- **Hand Washing:** For hand washing, use warm water and a mild detergent. Ensure all food particles are removed, especially from around the blade mechanism.
- **Rinsing:** Rinse thoroughly with clean water to remove all soap residue.
- **Drying:** Dry the disher completely after washing to prevent water spots and maintain the stainless steel finish.
- **Storage:** Store in a clean, dry place.

TROUBLESHOOTING

If you encounter issues with your disher, consider the following:

- **Food Sticking:** Ensure the blade mechanism is clean and free of debris. For very sticky foods, a light spray of cooking oil on the scoop may help.

- **Mechanism Stiffness:** If the release mechanism feels stiff, ensure it is clean. A small amount of food-grade lubricant can be applied to pivot points if necessary, though typically not required for this design.
- **Corrosion:** While made of stainless steel, prolonged exposure to harsh chemicals or acidic foods without proper cleaning can affect the finish. Always clean promptly after use.

SPECIFICATIONS


Attribute	Detail
Brand	Vollrath
Model Number	47146
Color	Black (handle)
Material	Stainless Steel (bowl and components)
Capacity	1 ounce (Size 30)
Product Dimensions	8.5"L x 1.75"W
Item Weight	5.4 ounces
Dishwasher Safe	Yes
Certifications	NSF Certified
UPC	029419100033, 881314881505

WARRANTY AND SUPPORT

Vollrath products are manufactured to high standards. For specific warranty information or technical support, please refer to the official Vollrath website or contact their customer service department. Keep your purchase receipt for warranty claims.





Vollrath Website: www.vollrath.com

Related Documents - 47146



[Vollrath Velocity Adjustable Breath Guard Installation Instructions](#)

Comprehensive installation guide for the Vollrath Velocity Adjustable Breath Guard, covering setup, assembly of different models, testing procedures, and troubleshooting tips for commercial food service environments.

	<p>Vollrath Hot Well Drop-ins Operator's Manual</p> <p>Operator's manual for Vollrath Hot Well Drop-in units, covering installation, operation, safety precautions, cleaning, and troubleshooting for commercial food service. Includes product specifications and warranty information.</p>
	<p>Vollrath Cookware Grip Replacement Installation Instructions</p> <p>Step-by-step guide for replacing silicone grips on Vollrath cookware, including kit details and installation procedures for models 7801 and 7811.</p>
	<p>Vollrath Cayenne Stock Pot Rethernalizer Operator's Manual</p> <p>Operator's manual for the Vollrath Cayenne Stock Pot Rethernalizer, providing instructions on operation, safety, cleaning, troubleshooting, and warranty information.</p>
	<p>Vollrath Cayenne Full-Size Countertop Warmers Operator's Manual</p> <p>Operator's manual for the Vollrath Cayenne Full-Size Countertop Warmers, providing safety instructions, operating procedures, cleaning guidelines, troubleshooting tips, and warranty information for commercial food warming applications.</p>
	<p>Vollrath Cookware Grip Replacement Installation Instructions</p> <p>Step-by-step guide for replacing the silicone grips on Vollrath cookware handles, including instructions for removing old grips and installing new ones with fasteners.</p>