

PRITECH RSM-1880

PRITECH RSM-1880 Portable Foil Shaver Instruction Manual

Model: RSM-1880

1. PRODUCT OVERVIEW

The PRITECH RSM-1880 is a portable foil shaver designed for men, featuring a compact body and convenient USB recharging. It is engineered for a comfortable and thorough shave without irritating the skin.

- Patent appearance design, rechargeable, USB charging interface.
- Ultra-thin precision and high-end stainless steel blade for a close shave.
- Small body for portability and ease of use.
- Suitable for shaving short and straight beard.
- The foil cover's hole diameter is approximately 0.3mm, effective for beards that can pass through the foil. Not recommended for very thick or long curly beards.



Figure 1: PRITECH RSM-1880 Portable Foil Shaver

Product Demonstration

Video 1: Official PRITECH demonstration of the electric shaver in use.

2. SETUP

2.1 Charging the Shaver

The shaver features a convenient USB charging interface. Connect the provided USB cable to the shaver's charging port and a compatible USB power source (e.g., laptop, power bank, or USB wall adapter). The shaver supports fast charging.



Figure 2: USB Charging Interface for the PRITECH RSM-1880



Figure 3: The shaver's integrated USB port for convenient charging.

3. OPERATING INSTRUCTIONS

3.1 Shaving

To begin shaving, remove the protective cap. Press the power button to activate the shaver. Gently glide the shaver across your skin in the direction opposite to hair growth for an optimal shave. The shaver is designed for short and straight beards.



Figure 4: Shaver with protective cap removed, revealing the foil blades.

3.2 Blade Technology

The shaver features an ultra-thin precision and high-end stainless steel arcuate blade head. This design ensures a comfortable and close shave. The foil cover has a hole diameter of approximately 0.3mm, which is effective for capturing and shaving beards that can pass through these openings. It is not suitable for very thick or long curly beards.



Figure 5: Close-up of the stainless steel arcuate blade head.

Product Usage Video

Video 2: Demonstration of the PRITECH electric shaver for men.

4. MAINTENANCE

4.1 Cleaning the Shaver

The PRITECH RSM-1880 is waterproof, allowing for easy cleaning under running water. To clean, remove the magnetic foil head. Rinse the blades and the shaver body under water to remove hair

clippings. Ensure the shaver is completely dry before reattaching the head and storing.





Figure 6: Shaver with the magnetic foil head detached for cleaning.

5. SPECIFICATIONS

- **Product Dimensions:** 3.94 x 2.13 x 0.67 inches
- **Item Weight:** 108 Grams (3.81 ounces)
- **Power Source:** Battery Powered
- **Batteries:** 1 AA battery required (included)
- **Special Feature:** Portable, Rechargeable
- **Included Components:** Charger (USB cable)
- **Manufacturer:** Wenzhou Pritech Industrial Co., Ltd.
- **Date First Available:** October 18, 2016

Model Comparison

Video 3: Comparison of PRITECH shaver models RSM-1800, RSM-1880, and RSM-1888.



Figure 7: Side view of the PRITECH RSM-1880 shaver.



Figure 8: Dimensions diagram of the PRITECH RSM-1880 shaver.

6. TROUBLESHOOTING

If the shaver does not turn on or operate as expected, please check the following:



- Ensure the shaver is fully charged. Connect it to a USB power source and allow sufficient time for charging.
- Verify that the foil head is correctly attached. A loose or improperly seated head may prevent operation.
- Clean the shaver thoroughly. Accumulated hair or debris can sometimes interfere with performance.


If issues persist, please contact customer support for further assistance.

7. WARRANTY AND SUPPORT

For warranty information or technical support, please refer to the contact details provided by Wenzhou Pritech Industrial Co., Ltd. or your retailer. Keep your proof of purchase for any warranty claims.

Related Documents - RSM-1880

	<p>PRITECH RSM-1699 Mini Men's Shaver - User Manual & Specifications</p> <p>Comprehensive user manual and technical specifications for the PRITECH RSM-1699 Mini Men's Shaver, including safety guidelines, operating instructions, cleaning procedures, and troubleshooting tips.</p>
	<p>PRITECH RSM-1577 Electric Shaver User Manual</p> <p>User manual for the PRITECH RSM-1577 electric shaver, covering features, charging, usage, cleaning, maintenance, and warranty information.</p>

	<p>PRITECH RSM-1505 Rechargeable Men's Grooming Set - Instruction Manual</p> <p>User manual for the PRITECH RSM-1505 rechargeable men's grooming set, covering introduction, product structure, charging, usage, cleaning, maintenance, and warranty information.</p>
	<p>PRITECH LD-8001 Lady Shaver User Manual and Instructions</p> <p>Comprehensive user manual for the PRITECH LD-8001 Lady Shaver, detailing features, specifications, charging, usage, maintenance, and warranty information.</p>
	<p>PRITECH RSM-1928C Body Hair Trimmer: User Manual & Features</p> <p>Comprehensive user manual for the PRITECH RSM-1928C Body Hair Trimmer. Learn about its features, technical specifications, charging, cleaning, blade replacement, and guard comb installation. Includes IPX6 waterproof design and USB charging.</p>
	<p>PRITECH BCM-1138T Rechargeable Callus Remover User Manual</p> <p>User manual for the PRITECH BCM-1138T rechargeable callus remover. Provides instructions on product introduction, usage, charging, cleaning, roller replacement, specifications, storage, and warranty activation.</p>