



Manuals.plus /

- › Enerzen /
- › Enerzen O-888 Industrial Ozone Generator 70,000 mg/h Instruction Manual

Enerzen O-888

Enerzen O-888 Industrial Ozone Generator 70,000 mg/h Instruction Manual

1. INTRODUCTION

This manual provides essential information for the safe and effective operation of your Enerzen O-888 Industrial Ozone Generator. This device is designed to eliminate odors and purify air in unoccupied spaces by generating ozone (O₃).



Figure 1: Enerzen O-888 Industrial Ozone Generator

2. IMPORTANT SAFETY INFORMATION

WARNING: All ozone generators are meant to be operated in unoccupied spaces only. Ozone can cause respiratory irritation.

- **Remove all occupants:** Ensure no people, pets, or plants are present in the area during operation.
- **Ventilation:** After ozone generation is complete, allow an additional 30 minutes for any residual ozone to revert back to breathable air before re-occupying the space. Opening windows and using fans can accelerate this process.
- **Electrical Safety:** Do not remove the cover. Refer to the manual for any maintenance procedures.
- **EPA Est. No.:** 094263-CHN-001





















							
		(O-111) - Compact Wall Plug-In Air Purifier and Deodorizer for Small Spaces	(O-222BA) - Battery Operated Air Purifier and Deodorizer	(O-555 / O-777) - Deodorizer for Small to Medium Areas	(O-888) - Deodorizer for Medium to Large Areas	(O-922D) - Digital LCD Deodorizer w/ Auto Settings Based on Area Size	(O-UVC2/O-UVC3 Pro) - Air Purifier and Deodorizer for Oversized Areas
Ozone Output	50 mg/h	1,250 mg/h	60,000 mg/h	70,000 mg/h	Adjustable 150 mg/h to 60,000 mg/h	Adjustable 150 mg/h to 70,000 / 80,000 mg/h	
Unit Dimensions	4.75" (L) x 4.75" (W) x 1.75" (D)	4.75" (L) x 6.75" (W) x 1.65" (H)	7" (L) x 8" (W) x 6.5" (H)	7" (L) x 8.5" (W) x 6.5" (H)	7" (L) x 8.5" (W) x 6.5" (H)	8.75" (L) x 10" (W) x 7.75" (H)	
Maximum Timer Length	30 Minutes	30 Minutes	3 Hours	3 Hours	12 Hours	24 Hours	
Pulsating Fan Speed and Ozone Output for Stubborn Odor Removal							
Cycle Mode for Ongoing Auto On / Off Treatments	5 Min On, 25 Min Off, 5 Min On.... Ongoing	30 Min On, 10 Min Off, 30 Min On.... Ongoing			Adjustable 15 Min to 12 Hr On, 12 or 24 Hr Off, 15 Min to 12 Hr On.... Ongoing		
Room Exit Delay / Fan Speeds					30 Sec Exit Delay / 5 Fan Speeds		
Hold Function Allows Continuous Ozone Output w/o Shutting Off							
HEPA Filter							
UV-C Bulb							
Negative Ions							

Figure 2: Safety Label on the Enerzen O-888

3. PACKAGE CONTENTS

Verify that all items are present in the package:

- (1) O-888 Unit
- (1) Ceramic Ozone Plate (Pre-installed)
- (1) Washable Stainless Filter (Pre-installed)
- (1) Power Cable
- (1) Door Hanger Notice
- (1) User's Guide








							
		(0-111) - Compact Wall Plug-In Air Purifier and Deodorizer for Small Spaces	(0-222BA) - Battery Operated Air Purifier and Deodorizer	(0-555 / 0-777) - Deodorizer for Small to Medium Areas	(0-888) - Deodorizer for Medium to Large Areas	(0-922D) - Digital LCD Deodorizer w/ Auto Settings Based on Area Size	(0-UVC2/0-UVC3 Pro) - Air Purifier and Deodorizer for Oversized Areas
Ozone Output		50 mg/h	1,250 mg/h	60,000 mg/h	70,000 mg/h	Adjustable 150 mg/h to 60,000 mg/h	Adjustable 150 mg/h to 70,000 / 80,000 mg/h
Unit Dimensions		4.75" (L) x 4.75" (W) x 1.75" (D)	4.75" (L) x 6.75" (W) x 1.65" (H)	7" (L) x 8" (W) x 6.5" (H)	7" (L) x 8.5" (W) x 6.5" (H)	7" (L) x 8.5" (W) x 6.5" (H)	8.75" (L) x 10" (W) x 7.75" (H)
Maximum Timer Length		30 Minutes	30 Minutes	3 Hours	3 Hours	12 Hours	24 Hours
Pulsating Fan Speed and Ozone Output for Stubborn Odor Removal					✓	✓	✓
Cycle Mode for Ongoing Auto On / Off Treatments		5 Min On, 25 Min Off, 5 Min On.... Ongoing	30 Min On, 10 Min Off, 30 Min On.... Ongoing			Adjustable 15 Min to 12 Hr On, 12 or 24 Hr Off, 15 Min to 12 Hr On.... Ongoing	
Room Exit Delay / Fan Speeds						30 Sec Exit Delay / 5 Fan Speeds	
Hold Function Allows Continuous Ozone Output w/o Shutting Off			✓	✓	✓	✓	✓
HEPA Filter							✓
UV-C Bulb			✓				✓
Negative Ions		✓	✓				

Figure 3: Package Contents

4. PRODUCT FEATURES

- **Ozone Output:** 70,000 mg/h for powerful odor elimination.
- **Unique Pulsating Feature:** The circuit board adjusts fan speed and ozone output for a "pulsating" effect, aiding in the removal of stubborn odors and promoting longer-lasting treatments.
- **Odor Removal Mechanism:** Ozone reacts directly with odors in the air, water, fabrics, and walls to remove them, rather than just masking them. This process does not require air to pass through the machine for odor removal.
- **Industrial-Grade Construction:** Features an industrial-grade aluminum alloy case with powder coating for durability.
- **Maximum Timer Length:** Up to 3 hours (180 minutes).
- **Hold Function:** Allows for continuous ozone output when needed.

INDUSTRIAL GRADE ALUMINUM ALLOY CASE

with Powder Coating




Figure 4: Unique Pulsating Feature

5. SETUP

1. **Placement:** Position the Enerzen O-888 in the center of the unoccupied space to be treated. Ensure it is on a stable, flat surface.
2. **Power Connection:** Connect the power cable to the unit and then plug it into a standard AC outlet (110VAC / 60Hz).
3. **Prepare the Area:** Close all windows and doors in the treatment area. Remove all people, pets, and plants from the space. Place the "DO NOT ENTER!" door hanger on the entrance.

						
	(LB-333) - 2-in-1 Air Purifier and Deodorizer	(LB-444) - 7-in-1 Air Purifier and Deodorizer	(LB-555D) - Digital 6-in-1 Air Purifier and Deodorizer	(APW-4000 / APB-5000) - Digital 4-in-1 Air Purifier for Table Tops and Counters	(B-1000/S-3000) - 5-in-1 Air Purifier and Deodorizer	(LB-999) - 5-in-1 Air Purifier w/ Oversized Filters for Quick Air Turnover
Negative Ions	3,600 sq. ft.	3,600 sq. ft.	3,600 sq. ft.		1,000 sq. ft.	
Unit Dimensions / Air Filters Physically Trap Airborne Particles Coverage Area	8" (L) x 8" (W) x 13.75" (H)	13" (L) x 9" (W) x 11" (H)	13.5" (L) x 9" (W) x 10.75" (H)	10" (L) x 5.25" (W) x 7.5" (H) / 1,000 sq. ft.	5.5" (L) x 6.5" (W) x 17" (H) / 1,000 sq. ft.	11" (L) x 11" (W) x 22" (H) / 2,500 sq. ft.
Ozone Deodorization - Coverage Area / Ozone Output	500 sq. ft. / Adjustable 50 mg/h to 400 mg/h	500 sq. ft. / Adjustable 50 mg/h to 400 mg/h	650 sq. ft. / Adjustable 50 mg/h to 600 mg/h		75 sq. ft. / < 0.05 ppm	
Adjustable Fan Speeds / Nightlight	Variable Fan Speed	Variable Fan Speed		3 Speeds	2 Speeds / Separate On Off Nightlight	3 Speeds / Separate On Off Nightlight
Maximum Timer Length			8 Hours	8 Hours		
Pre-Filter Traps Large Particles to Increase the Usable Life of the Other Filters		✓	✓	✓	✓	✓
HEPA Filter		✓		✓		✓
Carbon Filter		✓	✓	✓	✓	✓
UV-C Bulb		✓	✓	✓	✓	✓
Photocatalytic Oxidation (PCO) Filter		✓	✓			✓

Figure 5: Unit Placement in a Kitchen

6. OPERATING INSTRUCTIONS

- Set Timer:** Turn the timer knob clockwise to select the desired treatment duration (up to 180 minutes). The red indicator light will illuminate when the unit is operating.
- Continuous Operation (Hold):** For continuous operation, turn the knob counter-clockwise past the "OFF" position to "HOLD". Use this setting with extreme caution and only when extended treatment is necessary in a completely unoccupied and sealed environment.
- Exit the Area:** Immediately exit the treated space once the unit begins operation.
- Post-Treatment Ventilation:** After the timer completes or the unit is turned off, wait at least 30 minutes before re-entering the space. Open windows and doors, and use fans to ventilate the area thoroughly to dissipate any remaining ozone.

BETTER RESULTS W/ UNIQUE PULSATING FEATURE

Enerzen's circuit board adjusts fan speed and ozone output throughout treatment, creating a "pulsating" effect. This aids in removing stubborn "musty" or imbedded odors and results in longer lasting treatments.



Figure 6: Timer and Control Dial

7. USAGE SCENARIOS

The Enerzen O-888 is effective in various environments for odor elimination:

- **Residential:** Deodorize kitchens, bathrooms, basements, and remove cooking, smoking, pet, or "musty" odors.
- **Vehicles:** Eliminate odors in cars and boats.
- **Commercial/Industrial:** Suitable for dumpsters, flood and fire-affected areas, and other spaces requiring strong odor removal.



Figure 7: Effective Odor Elimination in Various Settings

8. MAINTENANCE

Regular maintenance ensures optimal performance and longevity of your ozone generator:

- **Filter Cleaning:** The washable stainless filter should be cleaned periodically to prevent dust buildup and maintain airflow.
- **Ozone Plate Replacement:** Over time, the ceramic ozone plate may require replacement to maintain effective ozone output. Refer to the user manual for specific instructions on how to inspect and replace the plate.
- **Unit Cleaning:** Keep the exterior of the unit clean and free from debris. Ensure vents are not obstructed.

9. TROUBLESHOOTING

If you encounter issues with your Enerzen O-888, consider the following:

- **No Power:** Ensure the power cable is securely plugged into both the unit and a functional electrical outlet. Check the power indicator light.
- **Reduced Ozone Output:** This may indicate a dirty or worn-out ceramic ozone plate. Clean or replace the plate as per maintenance instructions.

- **Fan Not Operating:** Check for obstructions in the fan area. If the fan still does not operate, contact customer support.

For further assistance, please refer to the detailed user's guide or contact Enerzen customer support.

10. SPECIFICATIONS

Model:	O-888
Ozone Output:	70,000 mg/h
Power Source:	AC (110VAC / 60Hz)
Product Dimensions:	6.75"D x 8"W x 5.75"H
Item Weight:	6 Pounds
Max Timer Length:	3 Hours (180 minutes)
EPA Est. No.:	094263-CHN-001

11. WARRANTY AND SUPPORT

For any inquiries, problem fixes, or support regarding your Enerzen O-888 Industrial Ozone Generator, please contact Enerzen customer service. Refer to the official Enerzen website or your purchase documentation for specific warranty details and contact information.

You can visit the Enerzen Store on Amazon for more information.