

## OttLite G97

# OttLite Space-Saving Magnifier Desk Lamp G97WGC-FFP Instruction Manual

## 1. INTRODUCTION

---

This manual provides instructions for the safe and efficient operation of your OttLite Space-Saving Magnifier Desk Lamp, model G97WGC-FFP. This lamp combines an LED light source with a magnifier, designed to assist with tasks requiring detailed vision.



Image 1.1: The OttLite Space-Saving Magnifier Desk Lamp in its standard operating position.

## 2. SAFETY INFORMATION

---

Please read all safety instructions before using the lamp. Retain this manual for future reference.

- Do not operate the lamp with a damaged cord or plug.
- Keep the lamp away from water or other liquids.
- Do not disassemble the lamp; refer servicing to qualified personnel.
- Avoid direct eye exposure to the LED light source for prolonged periods.
- Do not place the magnifier in direct sunlight, as it can concentrate light and create a fire hazard.

## 3. PACKAGE CONTENTS

Verify that all items are present in the package:

- OttLite Space-Saving Magnifier Desk Lamp (Model G97WGC-FFP)
- Power Adaptor
- Instruction Manual (this document)

## 4. SETUP

1. **Unpack the Lamp:** Carefully remove all components from the packaging.
2. **Position the Lamp:** Place the lamp base on a stable, flat surface.
3. **Connect Power:** Insert the power adaptor into the lamp's power port, then plug the adaptor into a standard electrical outlet.
4. **Adjust the Arm:** The lamp features an articulating arm and pivoting head. Gently adjust the arm and head to the desired position for your task.



Image 4.1: Illustration of the lamp's adjustable arm and dimensions.

## 5. OPERATING INSTRUCTIONS

## 5.1 Power On/Off

Locate the power button on the lamp base or arm. Press the button to turn the lamp on. Press it again to turn the lamp off.

## 5.2 Adjusting Illumination

The lamp provides natural daylight illumination. The brightness level is fixed at a maximum of 360 lumens for consistent task lighting.



Image 5.1: The LED illumination ring surrounding the magnifier.

## 5.3 Using the Magnifier

The lamp features a 3-inch, 1.75x optical-grade magnifier with a 4x spot viewer. To use the magnifier:

1. Lift the flip cover to expose the magnifying lens.
2. Position the lamp head over the object you wish to magnify.
3. Adjust the lamp's arm and head to achieve optimal focus and viewing angle.

When not in use, close the flip cover to protect the lens from dust and scratches.





Image 5.2: The lamp in its folded position with the magnifier cover closed.

## 6. FEATURES

- **Magnifier:** 3-inch 1.75x optical-grade magnifier with 4x spot viewer for intricate details.
- **Adjustable Design:** Articulating arm with a pivoting head and 4 points of adjustment for precise positioning.
- **Illumination:** Maximum of 360 Lumens, providing natural daylight illumination.
- **Eye Comfort:** Designed to reduce glare and eyestrain, promoting clear vision for extended periods.
- **Lens Protection:** Features a flip cover to protect the magnifying lens when not in use.
- **Energy Efficient:** Equipped with LEDs rated to last up to 40,000 hours.

## 7. MAINTENANCE

- **Cleaning the Lens:** Use a soft, lint-free cloth specifically designed for optical lenses. Do not use abrasive cleaners or paper towels.
- **Cleaning the Lamp Body:** Wipe the lamp's exterior with a soft, damp cloth. Avoid using harsh chemicals.
- **Storage:** When not in use, fold the lamp for compact storage and close the magnifier flip cover.

## 8. TROUBLESHOOTING

Problem	Possible Cause	Solution
Lamp does not turn on.	Power cord not properly connected. No power from outlet.	Ensure power adaptor is securely plugged into both the lamp and the wall outlet. Test the outlet with another device.
Magnifier view is blurry.	Incorrect distance from object. Lens is dirty.	Adjust the lamp head's height and angle relative to the object. Clean the lens with a suitable optical cleaning cloth.
Lamp flickers.	Loose connection. Power supply issue.	Check all power connections. Try plugging into a different outlet. If flickering persists, contact customer support.

## 9. SPECIFICATIONS

Feature	Detail
Model Number	G97WGC-FFP (G97)
Brand	OttLite
Magnification	1.75x (3-inch lens), 4x spot viewer
Light Source	LED

Feature	Detail
Brightness	Max 360 Lumens
Wattage	3 watts
Voltage	5 Volts
Product Dimensions	7.9"D x 6"W x 12"H (Adjustable)
Item Weight	3.41 Pounds
Material	Plastic
Color	White
Power Source	Corded Electric




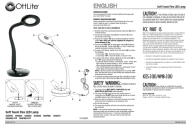
## 10. WARRANTY AND SUPPORT


This OttLite product comes with a **2-year warranty** from the date of purchase, covering defects in materials and workmanship under normal use.

For warranty claims, technical support, or replacement parts, please contact OttLite customer service. Refer to the official OttLite website for current contact information.

**Online Support:** [www.ottlite.com/support](http://www.ottlite.com/support)

## Related Documents - G97

	<p><a href="#">OttLite 13W Magnifier Task Lamp: Assembly, Use, and Safety Instructions</a></p> <p>Learn how to assemble, use, and maintain your OttLite 13W Magnifier Task Lamp. This guide includes important safety instructions, tube replacement steps, and FCC compliance information for models like OTL13MAGWT and OTL13MAGTU.</p>
	<p><a href="#">OttLite LED Desk Lamp with Color Changing Tunnel - User Manual</a></p> <p>Comprehensive instructions and safety guidelines for the OttLite LED Desk Lamp with Color Changing Tunnel (models CY4G59-FFP, CY4009-FFP). Learn how to operate the lamp's touch controls, adjust brightness and color modes, use the color-changing tunnel, and understand important safety precautions.</p>
	<p><a href="#">OttLite LED Modern Crane Lamp User Manual and Safety Information</a></p> <p>User manual and safety instructions for the OttLite LED Modern Crane Lamp. Includes assembly steps, operation guidelines, safety warnings, and FCC Part 15 compliance information. Model numbers: T57G5Z, T5751Z, T57G5B-FFP, T5751B-FFP.</p>
	<p><a href="#">OttLite Soft Touch Flex LED Lamp User Manual and Safety Information</a></p> <p>Comprehensive guide for the OttLite Soft Touch Flex LED Lamp, including assembly, operation, safety warnings, and FCC compliance information. Covers models D59PNC, D5900C, D5980C, D5900B, D59PNB, D59CPC, D5900B-FFP, D59PNB-FFP.</p>



### [OttLite 2-in-1 LED Magnifier Floor and Table Light User Manual](#)

Comprehensive guide for the OttLite 2-in-1 LED Magnifier Floor and Table Light, covering assembly, operation, safety, and FCC compliance. Learn how to set up and use your versatile lamp.



### [OttLite 13W Folding Task Lamp User Manual and Safety Instructions](#)

Learn how to assemble, operate, and maintain your OttLite 13W Folding Task Lamp. This guide includes important safety instructions, tube installation, and FCC compliance information for models 783003, 783213, and more.