

[Manuals.plus](#) /

> [IRIS OHYAMA](#) /

> IRIS OHYAMA LED Ceiling Light 12 Tatami CL12DL-5.0WF-M Instruction Manual

## IRIS OHYAMA CL12DL-5.0WF-M

# IRIS OHYAMA LED Ceiling Light 12 Tatami CL12DL-5.0WF-M Instruction Manual

### PRODUCT OVERVIEW

---

The IRIS OHYAMA LED Ceiling Light CL12DL-5.0WF-M is designed to illuminate rooms up to 12 tatami mats (approximately 20 square meters). It features a wood-grain frame, offering a sophisticated and calming aesthetic suitable for living rooms and bedrooms. This LED ceiling light provides adjustable brightness (10 levels of dimming) and color temperature (11 levels of color tuning), along with a night light function (2 levels). It includes a user-friendly remote control for easy operation.

Key features include a memory function to recall previous settings, a sleep timer, an absence timer for security, and an on/off timer. The light boasts a long lifespan of approximately 40,000 hours and offers high color rendering (Ra85) for natural-looking colors. Installation is straightforward, requiring no special construction, making it easy to replace existing ceiling lights.

### PRODUCT DIMENSIONS

---

**12畳用**

器具光束(明るさ)

**5,200ルーメン**



The image above displays the dimensions of the LED ceiling light. The diameter is approximately 56.5 cm, and the height is approximately 9.3 cm.


#### SETUP AND INSTALLATION

---

This LED ceiling light is designed for easy installation without the need for professional construction. It can be directly attached to most standard ceiling wiring fixtures.

#### Compatible Ceiling Fixtures

調光10段階




調色11段階



色がより自然に見える Ra85

演色性が高いほど、肌や食べ物の方がより美しく自然に見えます。  
住宅の屋内照明の場合、Ra80以上が好ましいとされています。

Ra70



Ra85



※写真は演色性の違いを分かりやすく表現したイメージです。

The image illustrates various compatible ceiling wiring fixtures. Ensure your ceiling fixture matches one of these types for proper installation. The fixture should protrude at least 20mm but less than 24mm from the ceiling, or at least 10mm but less than 14mm for certain types.

## Installation Process

1. Turn off the power to the ceiling fixture at the circuit breaker.
2. Remove your existing lighting fixture.
3. Attach the included mounting adapter to the ceiling wiring fixture.
4. Connect the LED ceiling light unit to the mounting adapter.
5. Secure the light unit by twisting or locking it into place.
6. Attach the light cover.
7. Turn the power back on.

For detailed visual guidance, please refer to the installation video below.

This video demonstrates the installation process of the IRIS OHYAMA LED Ceiling Light. It shows how to attach the light to a standard ceiling fixture.

## OPERATING INSTRUCTIONS

The LED ceiling light is operated using the included remote control. Ensure the remote control batteries are correctly installed.

## Dimming and Color Tuning

<h3>メモリ点灯機能</h3>	<h3>おやすみタイマー</h3>
	
<p>お好みの明るさを記憶して再点灯。</p>	<p>次第に暗くなり、 10分または30分後に消灯。</p>
<h3>点灯タイマー</h3>	<h3>るすばん機能</h3>
	
<p>1時間ずつ設定可能で設定した 時間になるとゆっくり点灯。 目覚めるときなどに使います。</p>	<p>設定時刻の前後30分の間で ランダムに自動点灯。 約4時間後に消灯します。</p>

The image illustrates the dimming and color tuning capabilities. You can adjust the brightness from 0% to 100% across 10 levels and choose from 11 color temperature settings, ranging from warm incandescent to cool daylight.

- **Dimming:** Use the brightness adjustment buttons on the remote to select from 10 levels of brightness.
- **Color Tuning:** Use the color temperature adjustment buttons to select from 11 levels, from warm white to cool white.
- **Night Light:** Activate the night light function, which has 2 brightness levels.

This video demonstrates the dimming and color tuning features of the IRIS OHYAMA LED Ceiling Light, showing the range of brightness and color temperature adjustments.

## Timer Functions and Special Modes

# 家の照明をLEDに換えるだけで 効果的な節電に

電気代  
約**24%**  
削減

蛍光灯とLEDシーリングライト  
10年間の電気代比較

**10年間で  
8,678円お得!**

LED  
シーリングライト

**28,180円**

丸型蛍光灯

**36,858円**

※電気料金は1日5.5時間使用した場合で計算。電気料金目安単価27円/kWh(税込)で算出。  
※丸型蛍光灯120形(消費電力:約112W)と当商品(消費電力:52W)を比較。

The image displays the various timer functions: Memory Lighting, Sleep Timer, On/Off Timer, and Absence Function.

- **Memory Lighting:** The light remembers your last brightness setting and turns on at that level.
- **Sleep Timer:** Set the light to gradually dim and turn off after 10 or 30 minutes, preventing you from forgetting to turn it off.
- **Absence Function:** When you are away, this function turns the light on and off randomly within a 30-minute window around a set time, simulating occupancy for security. The light turns off after approximately 4 hours.
- **On/Off Timer:** Set the light to turn on automatically at a desired time, which can serve as a wake-up light.
- **Scene Buttons:** Pre-set lighting configurations can be recalled with a single button press, allowing you to create different ambiances.
- **Multi-Light Control:** If using multiple IRIS OHYAMA ceiling lights in adjacent rooms, you can set them to the same channel to control them all with a single remote.

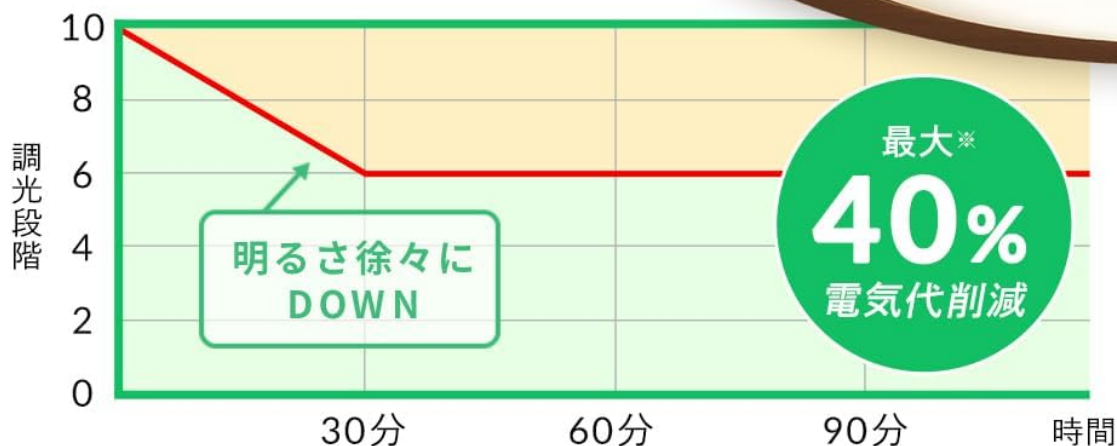
## FEATURES AND BENEFITS

### High Color Rendering (Ra85)

The light features a high color rendering index (Ra85), meaning colors appear more natural and vibrant under its illumination. A Ra value of 80 or higher is generally recommended for indoor lighting.

## 節電モード搭載 Newモデルもcheck!

30分かけて明るさを徐々に落とし、  
気付かないうちに節電。



※最大の明るさ状態から節電モードを開始し、節電モード有りと無しの場合で10時間後の消費電力量を比較しています。■6畳…全点灯258.3Wh/10H・節電モード155.7Wh/10H：約40%節電 ■8畳…全点灯344Wh/10H・節電モード204Wh/10H：約41%節電 ■12畳…全点灯401Wh/10H・節電モード236Wh/10H：約41%節電

6畳 CEA6DL-5.0QWFM	8畳 CEA8DL-5.0QWFM	12畳 CEA12DL-5.0QWFM
----------------------	----------------------	------------------------

This chart compares the electricity costs of LED ceiling lights versus traditional circular fluorescent lights over 10 years. Switching to LED can result in significant savings, approximately 24% reduction in electricity costs.



The graph illustrates the energy-saving mode, which gradually dims the light over 30 minutes, reducing power consumption by up to 40% without noticeable change. This feature helps conserve energy effortlessly.

## MAINTENANCE

To ensure optimal performance and longevity of your LED ceiling light, follow these maintenance guidelines:

- **Cleaning:** Regularly wipe the light cover and frame with a soft, dry cloth. For stubborn dirt, use a slightly damp cloth with a mild detergent, then wipe dry.

- **Avoid Harsh Chemicals:** Do not use abrasive cleaners, solvents, or strong chemicals, as these can damage the finish and components.
- **Power Off Before Cleaning:** Always turn off the power to the light fixture at the circuit breaker before cleaning to prevent electric shock.

## TROUBLESHOOTING

---

If you encounter any issues with your IRIS OHYAMA LED Ceiling Light, refer to the following common troubleshooting steps:

- **Light does not turn on:**
  - Check if the power switch or circuit breaker is on.
  - Ensure the light is correctly installed and securely connected to the ceiling fixture.
  - Verify that the remote control batteries are not depleted and are inserted with correct polarity.
- **Remote control not working:**
  - Replace the remote control batteries.
  - Ensure there are no obstructions between the remote control and the light fixture.
  - Confirm the remote control is paired with the light (refer to pairing instructions in the full manual if available).
- **Light flickers or dims unexpectedly:**
  - Check for loose connections at the ceiling fixture.
  - Ensure the light is not operating in a timer mode (e.g., Sleep Timer or Energy Saving mode).

If the problem persists after attempting these steps, please contact customer support.

## SPECIFICATIONS

---

Feature	Specification
Product Size (Diameter x Height)	Approx. 56.5 cm x 9.3 cm
Rated Power Consumption	Approx. 52W
Applicable Room Size	~12 Tatami Mats
Luminous Flux	5200lm
Rated Voltage	100V (50/60Hz)
Standby Power	0.5W
Light Color Range	Incandescent color (warm) to Daylight color (cool)
Color Rendering Index (Ra)	80Ra
Design Lifespan	40,000 hours
Control Method	Remote Control
Light Source Type	LED
Material	Wood, Polypropylene

Model Number	CL12DL-5.0WF-M
GTIN	04967576251396

## WARRANTY AND SUPPORT

---

This IRIS OHYAMA LED Ceiling Light comes with **a five-year warranty** from the date of purchase. Please retain your proof of purchase for warranty claims.

For technical support, warranty service, or any questions regarding your product, please contact IRIS OHYAMA customer service. Contact information can typically be found on the product packaging or the official IRIS OHYAMA website.