

Enbrighten 35646

Enbrighten LED Outdoor String Lights (Model 35646) - 48ft Instruction Manual

Your guide to installation, operation, and maintenance.

1. INTRODUCTION

Thank you for choosing Enbrighten LED Outdoor String Lights. This manual provides essential information for the safe and efficient use of your new lighting product. These 48-foot string lights feature 24 impact-resistant, shatterproof acrylic bulbs designed for both indoor and outdoor environments, offering a soft, warm white glow.

2. SAFETY INFORMATION

- **Read all instructions:** Before installation and use, carefully read and understand all safety warnings and instructions.
- **Outdoor Use:** This product is designed for outdoor use and is weather-resistant. Ensure all connections are secure to prevent water ingress.
- **Power Source:** Connect to a 120V AC power source only. Do not exceed the maximum linkable length of 750 feet.
- **Installation:** Install the string lights securely using appropriate mounting hardware (not included). Do not hang the lights by the electrical cord.
- **Bulb Handling:** Although bulbs are shatterproof, handle them with care. Do not attempt to replace individual LED bulbs; the entire string is designed for lifetime LED operation.
- **Maintenance:** Disconnect power before any maintenance or cleaning.
- **Extension Cords:** If using an extension cord, ensure it is rated for outdoor use and has a grounded plug.

3. PACKAGE CONTENTS

- 1 x Enbrighten 48ft LED Outdoor String Lights (Model 35646)
- 1 x Instruction Manual

4. PRODUCT OVERVIEW

The Enbrighten LED Outdoor String Lights feature a durable black cord with 24 vintage-style acrylic bulbs, spaced for optimal illumination. Each bulb is designed to be impact-resistant and waterproof, making them suitable for year-round outdoor installation.



Image 1: Enbrighten LED Outdoor String Lights, showing the 48ft strand with 24 bulbs and product packaging.



Image 2: Diagram illustrating the dimensions of the string lights, including bulb spacing and size.



enbrighten®
GUARANTEE
Lighting
for Life

NEVER REPLACE A BULB AGAIN

 **WEATHER PROOF**
Commercial grade and UL-rated
for permanent outdoor installation

 **IMPACT RESISTANT**
Durable acrylic bulbs won't
break if dropped, stepped on,
or in severe weather.

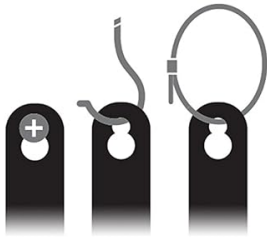
120V | **LED** | **1WATT** PER LIGHT | **2200K** WARM WHITE

Image 3: Key features highlighted: Weather Proof, Impact Resistant, 120V LED, 1 Watt per light, 2200K Warm White.

5. SETUP

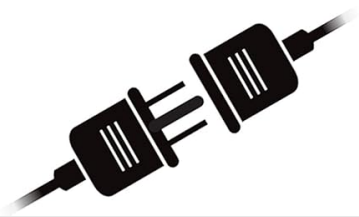
Follow these steps to properly install your Enbrighten LED Outdoor String Lights:

1. **Plan Your Layout:** Determine the desired path for your string lights. Ensure the total length does not exceed 750 feet if linking multiple strands.
2. **Secure Mounting Points:** Use appropriate hardware (hooks, screws, nails, or guide wires – not included) to secure the string lights. Keyhole slots are provided above each bulb for easy hanging.
3. **Hang the Lights:** Carefully hang the string lights along your planned path, ensuring the cord is not under tension.
4. **Connect to Power:** Plug the string lights into a standard 120V grounded outdoor outlet. If the end of the string is exposed, ensure the protective cap is securely in place to prevent water entry.
5. **Link Multiple Strands (Optional):** If connecting multiple strands, ensure the connection points are tightly sealed. The heavy-duty, grounded cord allows for linking up to 750 feet.



EASY INSTALLATION AND FLEXIBLE MOUNTING OPTIONS

Mounting on a flat surface
or hang from above.
(Mounting hardware not included)



CONNECT MULTIPLE STRINGS

Heavy-duty, grounded cord
plugs into any standard outlet. Link
multiple Café Lights™ up to 750 feet.

Image 4: Illustration of easy installation using keyhole slots and the ability to connect multiple strings.



Image 5: A close-up view of the robust, sealed connector designed for outdoor use.

6. OPERATING INSTRUCTIONS

Operating your Enbrighten LED Outdoor String Lights is straightforward:

- **Power On/Off:** Once plugged into a power source, the lights will illuminate. To turn them off, simply unplug them or use a connected switch/timer (if installed).
- **Ambiance:** The lights provide a soft, warm white glow (2700 Kelvin), ideal for creating a comfortable atmosphere in various settings.
- **Year-Round Use:** These lights are ETL-listed for permanent outdoor installation, allowing for year-round enjoyment without needing to be taken down.



Image 6: A collage showing the string lights enhancing the ambiance of different outdoor spaces like patios and balconies.

7. MAINTENANCE

To ensure the longevity and performance of your string lights, follow these maintenance guidelines:

- **Cleaning:** Periodically wipe the bulbs and cord with a soft, damp cloth. Ensure the lights are unplugged before cleaning. Do not use harsh chemicals or abrasive cleaners.
- **Inspection:** Regularly inspect the cord and bulb sockets for any signs of damage, wear, or loose connections. If damage is found, discontinue use and contact customer support.
- **Bulb Replacement:** The LED bulbs are designed for a lifetime of use and are not user-replaceable. If a bulb fails, the entire strand should be inspected.

8. TROUBLESHOOTING

If you encounter any issues with your Enbrighten LED Outdoor String Lights, refer to the following table for common problems and solutions:

Problem	Possible Cause	Solution
Lights do not turn on.	No power to the outlet. Loose connection. Faulty strand.	Check the power outlet with another device. Ensure the plug is fully inserted and any linked strands are securely connected. Contact customer support if the issue persists.
Some bulbs are not lit.	Individual bulb failure (rare for LED). Loose connection at a bulb socket.	Gently check if the bulb is securely seated in its socket. If multiple bulbs are out or the issue is widespread, contact customer support.
Lights flicker.	Unstable power supply. Loose connection.	Ensure the power source is stable. Check all connections for tightness.

9. SPECIFICATIONS

Feature	Detail
Brand	Enbrighten
Model Number	35646
Part Number	35631
Length	48 Feet
Number of Light Sources	24
Light Source Type	LED
Light Color	Warm White
Color Temperature	2700 Kelvin
Wattage	24 watts (total)
Voltage	120 Volts
Bulb Base	E26
Material	Acrylic
Indoor/Outdoor Usage	Indoor, Outdoor
Special Features	Linkable, Premium Quality, Shatterproof, Warm White
Certification	UL Listed
Item Weight	3.65 pounds
UPC	030878356312





10. WARRANTY AND SUPPORT



Enbrighten LED Outdoor String Lights come with a**Limited Lifetime Warranty**. This warranty covers defects in material and workmanship under normal use. For warranty claims, technical support, or any questions not addressed in this manual, please contact Jasco Products Company, LLC, the manufacturer.

Manufacturer: Jasco Products Company, LLC

Please retain your proof of purchase for warranty purposes.

Related Documents - 35646

	<p>Enbrighten Premium Warm White String Lights User Manual & Installation Guide</p> <p>Comprehensive user manual and installation guide for Enbrighten Premium Warm White String Lights (48ft, 24 bulbs). Includes setup, mounting, removal, and safety warnings. Features GE smart timer and switch compatibility.</p>
	<p>Enbrighten Café Lights Installation and Usage Guide</p> <p>Enbrighten Café Lights offer durable, long-lasting outdoor illumination with no bulb replacements. This guide covers installation, connection up to 750 feet, and compatibility with GE smart timers and switches for automated control.</p>
	<p>Enbrighten Café Lights: Installation Guide and Product Information</p> <p>Comprehensive guide to installing, connecting, and removing Enbrighten Café Lights. Includes product details, safety warnings, and compatible accessories from GE and Jasco.</p>
	<p>Enbrighten Classic Color Changing String Lights User Manual</p> <p>User manual for Enbrighten Classic Color Changing String Lights (24ft, 12 bulbs, RGB LED, weatherproof). Includes setup, installation, remote control features, pairing, and safety instructions.</p>

	<p>Enbrighten Bistro LED String Lights: Installation, Operation, and Safety Guide</p> <p>A comprehensive guide for installing, using, and maintaining Enbrighten Bistro LED string lights. Includes step-by-step instructions, safety warnings, product specifications, and recommended automation accessories.</p>
	<p>Enbrighten Landscape Lights: Installation Guide & Product Overview</p> <p>Comprehensive guide to installing and operating Enbrighten Landscape Lights. Learn about setup, ground and flat-surface mounting, smart control options, and safety precautions for your outdoor LED lighting system.</p>