

PAC RPK5-GM4101

PAC RPK5-GM4101 Chevrolet Camaro (2010-2015)  
Integrated Radio Replacement Kit User Manual

Model: RPK5-GM4101

Overview

What's in the  
Box  
Troubleshooting

Setup &  
Installation  
Specifications

Operation  
Support

Maintenance



1. PRODUCT OVERVIEW

The PAC RPK5-GM4101 is an integrated radio replacement kit designed for Chevrolet Camaro vehicles manufactured between 2010 and 2015. This kit allows for the installation of an aftermarket single or double DIN radio while retaining essential factory features and maintaining the original aesthetic of the vehicle's dashboard.

Key Features:

- Retains factory climate control functions, including temperature display in Fahrenheit and Celsius.
- Maintains steering wheel control functionality for audio and phone calls.
- Preserves OnStar functionality.
- Supports factory amplified sound systems.
- Includes an auxiliary audio and USB retention harness.
- Accommodates both single and double DIN aftermarket radios.
- Provides exterior temperature display.

This kit ensures a seamless integration of your new radio, enhancing your vehicle's audio capabilities without compromising critical factory features.

2. WHAT'S IN THE BOX

Upon opening the package, verify that all components are present:

- Radio Replacement Kit (Dash Kit)

- Hardware (Mounting Brackets, Screws)
- Electronic Interface Module (RP5-GM4101)
- Wiring Harnesses (Main, Auxiliary, USB)
- Instruction Manual



**Image 1:** Contents of the PAC RPK5-GM4101 kit. This image displays the main components included: the silver-colored dash kit with climate control openings, the black electronic interface module (RP5-GM4101), various wiring harnesses for power, speakers, auxiliary input, and USB, and black mounting brackets for the aftermarket radio. A single DIN pocket is also visible.

### 3. SETUP & INSTALLATION

Installation of the RPK5-GM4101 kit requires technical knowledge of car audio systems and vehicle wiring. It is recommended that installation be performed by a qualified professional. Always disconnect the vehicle's battery before beginning any electrical work.

#### 3.1. Compatibility

- **Vehicle:** Chevrolet Camaro (2010-2015 models).

- **Factory Radio:** Works with vehicles equipped with or without the MyLink factory radio.
- **Aftermarket Radio:** Compatible with most single DIN and double DIN aftermarket radios. Ensure your chosen radio's physical dimensions fit within the kit's opening.

**Note:** This kit does **not** retain factory satellite radio functionality. A PAC-UP interface (sold separately) may be required to configure specific vehicle settings.

### 3.2. Pre-Installation Steps

1. Read the entire instruction manual provided with the kit before starting.
2. Gather all necessary tools (e.g., trim panel removal tools, screwdrivers, wire strippers, crimpers, multimeter).
3. Disconnect the negative terminal of the vehicle's battery.
4. Carefully remove the factory radio and dashboard trim panels. Refer to your vehicle's service manual for specific removal procedures.

### 3.3. Wiring Connections

Connect the RPK5-GM4101 wiring harness to your aftermarket radio's harness according to the color codes and instructions provided in the detailed wiring diagram included with your kit. Ensure all connections are secure and properly insulated.

- Connect the main power, ground, and speaker wires.
- Connect the auxiliary audio and USB retention harnesses as needed.
- Connect the steering wheel control wires to the aftermarket radio's SWC input, if applicable.
- Integrate the electronic interface module (RP5-GM4101) into the vehicle's wiring as instructed. This module manages climate controls, OnStar, and amplified systems.

### 3.4. Assembly and Installation

1. Mount the aftermarket radio into the provided mounting brackets and then into the RPK5-GM4101 dash kit.
2. Carefully route all wiring to avoid pinching or interference.
3. Connect all harnesses from the dash kit to the vehicle's factory wiring.
4. Before fully reassembling the dashboard, temporarily reconnect the battery and test all functions (radio, climate controls, steering wheel controls, OnStar).
5. Once all functions are verified, disconnect the battery again, secure all components, and reassemble the dashboard trim panels.
6. Reconnect the battery.

## 4. OPERATION

After successful installation, the PAC RPK5-GM4101 kit allows your aftermarket radio to integrate with the vehicle's systems.

### 4.1. Climate Controls

The original rotary climate control knobs are retained and fully functional. Adjust temperature, fan speed, and air direction as you would with the factory system. The temperature display will be visible on the kit's integrated screen.

### 4.2. Steering Wheel Controls (SWC)

The kit is designed to retain your vehicle's factory steering wheel controls. These controls will operate your aftermarket radio's functions such as volume up/down, track up/down, and mode selection. Specific button

assignments may vary depending on your aftermarket radio and may require programming through the radio's settings menu or the PAC-UP interface.

### 4.3. OnStar

OnStar functionality is retained. When an OnStar call is initiated or received, the audio will mute the aftermarket radio and route through the vehicle's speakers.

### 4.4. Auxiliary and USB Ports

The factory auxiliary audio input and USB port are retained and can be used with your aftermarket radio, provided the radio has corresponding inputs.

## 5. MAINTENANCE

---

The PAC RPK5-GM4101 kit requires minimal maintenance. To ensure optimal performance and longevity:

- Keep the dash kit and climate control knobs clean using a soft, dry cloth. Avoid abrasive cleaners.
- Periodically check all wiring connections to ensure they remain secure, especially if experiencing intermittent issues.
- Ensure no liquids or debris enter the climate control openings or the radio cavity.

## 6. TROUBLESHOOTING

---

If you encounter issues after installing the RPK5-GM4101 kit, refer to the following troubleshooting steps:

### 6.1. No Power to Aftermarket Radio

- Check the vehicle's battery connection.
- Verify all power and ground wires are correctly connected between the kit's harness and the aftermarket radio.
- Inspect vehicle fuses and the fuse on the aftermarket radio's harness.

### 6.2. Climate Controls Not Functioning

- Ensure the electronic interface module (RP5-GM4101) is properly connected to the vehicle's data bus.
- Verify all ribbon cables and connectors within the dash kit are securely seated.

### 6.3. Steering Wheel Controls Not Working

- Confirm the steering wheel control wire from the kit is connected to the correct input on your aftermarket radio.
- Access your aftermarket radio's settings menu to program or re-program the steering wheel controls. Refer to your radio's manual.
- If issues persist, a PAC-UP interface may be needed for advanced configuration.

### 6.4. No Sound or Distorted Audio

- Check all speaker wire connections.
- Ensure the factory amplifier turn-on wire (if applicable) is correctly connected.
- Verify the aftermarket radio's fader and balance settings.

For further assistance, consult the detailed installation manual or contact PAC technical support.

## 7. SPECIFICATIONS

Feature	Detail
Product Dimensions	12.5 x 11.5 x 5 inches
Item Weight	1.5 pounds
Model Number	RPK5-GM4101
ASIN	B01M056PCV
Compatibility	Chevrolet Camaro (2010-2015)
Radio Type Supported	Single DIN, Double DIN
Retained Features	Climate Controls, Steering Wheel Controls, OnStar, Amplified Sound Systems, Auxiliary Audio, USB
Color	Gray (Dash Kit)
Manufacturer	PAC

## 8. WARRANTY AND SUPPORT

For detailed warranty information, please refer to the documentation included with your PAC RPK5-GM4101 kit or visit the official PAC website. Warranty terms typically cover manufacturing defects for a specified period from the date of purchase.







### Technical Support:

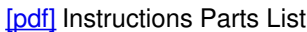
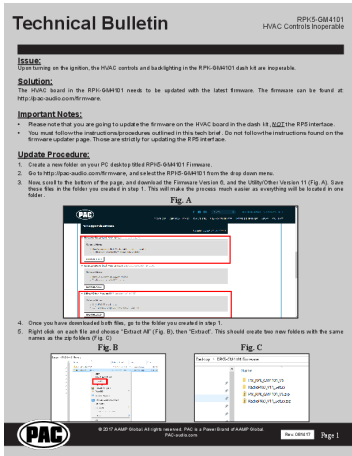
If you require technical assistance or have questions regarding installation or operation, please contact PAC customer support. You may also find additional resources, including detailed wiring diagrams and firmware updates, on the manufacturer's website.

Additional user guides and manuals can be found online:

- [User Guide \(PDF\)](#)
- [User Manual \(PDF\)](#)



	<p><a href="#">PAC RPK5-GM4101 Installation Guide: Chevrolet Camaro (2010-2015) Radio Replacement</a></p> <p>Comprehensive installation guide for the PAC RPK5-GM4101 Radio Replacement Kit, designed for 2010-2015 Chevrolet Camaro vehicles. Learn how to retain climate control, steering wheel controls, OnStar, and more.</p>
	<p><a href="#">PAC RPK4-CH4101 Installation Guide: Radio Replacement for 2013-2019 RAM Trucks</a></p> <p>This guide provides comprehensive instructions for installing the PAC RPK4-CH4101 radio replacement kit with integrated climate control retention for 2013-2019 RAM trucks. It covers features, components, detailed installation steps, wiring, setup, testing, and troubleshooting.</p>
	<p><a href="#">RPK4-CH4103: Jeep Grand Cherokee Radio Replacement &amp; Climate Control Kit Installation Guide</a></p> <p>Comprehensive guide for installing the PAC RPK4-CH4103 kit to replace the factory radio in 2014-2020 Jeep Grand Cherokees, retaining climate controls and steering wheel functions.</p>
	<p><a href="#">PAC RPK4-CH4101 Radio Replacement Kit Installation Guide for RAM Trucks</a></p> <p>Detailed installation guide for the PAC RPK4-CH4101 Complete Radio Replacement Kit with Integrated Climate Control Retention for 2013-2019 RAM Trucks. Includes component lists, step-by-step instructions, wiring diagrams, setup, and troubleshooting.</p>
	<p><a href="#">PAC GM1A-RST Radio Replacement Interface Installation and Features</a></p> <p>Comprehensive guide for the PAC GM1A-RST radio replacement interface, detailing installation, features, steering wheel control programming, and PC app adjustments for select General Motors vehicles with Class II Data-Bus.</p>
	<p><a href="#">PAC RP5-GM41 Radio Replacement and Steering Wheel Control Interface Installation Guide</a></p> <p>Detailed installation guide for the PAC RP5-GM41 interface, enabling radio replacement and retention of factory features like OnStar and steering wheel controls in General Motors vehicles. Includes wiring diagrams, programming instructions, and a technical bulletin for accessory power issues.</p>



**RPK5-GM4101** Complete Radio Replacement Kit with Integrated Climate Control Retention for 2010-2015 Chevrolet Camaro Parts List The **RPK5-GM4101** includes everything you need for a professional installation of an aftermarket radio in your Camaro. This kit contains: 1. Dash Kit x1 PAC HVAC Control Pa...

[\[pdf\]](#) User Manual Instructions Technical Bulletin




Technical Bulletin **RPK5-GM4101** HVAC Controls Inoperable Issue: Upon turning on the ignition, the HVAC controls and backlighting in the RPK-GM4101 dash kit are inoperable. Solution: The HVAC board in the RPK-GM4101 needs to be updated with the latest firmware. The firmware can be found at: <http://p...>

[\[pdf\]](#) Guide Accessories

RPK5-GM4102 Complete Radio Replacement Kit with Integrated Climate Control Retention for 2010-2015 ... onnections from the back of the AUX and USB panel located inside the center console. 6. Connect the **RPK5-GM4101**-AUX-HAR and the **RPK5-GM4101**- USB-HAR if the vehicle is equipped with factory AUX . 7. R...

lang:en score:51 filesize: 2.34 M page\_count: 12 document date: 2020-10-06





## [pdf] Installation Guide Instructions Parts List Accessories

Complete Radio Replacement Kit with Integrated Climate RPK5 GM4101 Page 2 3 PAC® 866 931 8021 support@pac audio ©2016 Pacific Accessory Corporation pac Rev 113016 PAC is an AAMP power brand

1 Apply the parking brake Move transmission shift assembly to most rearward position possible Use a flat bladed plastic trim tool and release RPK5GM4101 install rpk5 gm4101 content abt documents 77369 installer stingeraustralia au 2018 07

**RPK5-GM4101** Complete Radio Replacement Kit with Integrated Climate Control Retention for 2010-2015 Chevrolet Camaro Parts List The **RPK5-GM4101** includes everything you need for a professional installation of an aftermarket radio in your Camaro. This kit contains: 1. Dash Kit x1 PAC HVAC Control Pa... lang:en score:50 filesize: 4.3 M page\_count: 9 document date: 2016-11-30

## [pdf] Installation Guide Accessories

Installation Guide files bbystatic Wx1oFPwFLqj2sJT127ilg |||

RPK5-GM4102 Complete Radio Replacement Kit with Integrated Climate Control Retention for 2010-2015 ... onnections from the back of the AUX and USB panel located inside the center console. 6. Connect the **RPK5-GM4101**-AUX-HAR and the **RPK5-GM4101**- USB-HAR if the vehicle is equipped with factory AUX . 7. R... lang:en score:45 filesize: 3.75 M page\_count: 9 document date: 2022-01-27

## [pdf]

RPK5 GM4101 One Sheet FINAL Jaed Arzadon Best Buy PAC Integrated Radio Replacement Dash Kit with Climate and Steering Wheel Controls for Select Chevrolet Camaro Vehicles Gray englishopens a new window files bbystatic 5T43s1ZBUeWHBsLZXVMa3g |||

**RPK5-GM4101** Complete Radio Replacement Kit with Integrated Climate Controls for 2010-2015 Chevrolet Camaros Product Description Simple yet effective, **RPK5-GM4101** is designed to enhance functionality through aftermarket radio upgrades without sacrificing the factory-look aesthetics of 2010-2015 Cama... lang:en score:44 filesize: 8.96 M page\_count: 1 document date: 2022-01-27

## [pdf] Instructions Parts List

RadioPro GuideChevy Camaro 2010 15 6 8 Inch Double DIN Radio KitRPK5 GM4101 Instructions 01032017cdn shopify s files 1 0311 6485 8503 RPK5 01032017 v 1738684748 |||

**RPK5-GM4101** Complete Radio Replacement Kit with Integrated Climate Control Retention for 2010-2015 Chevrolet Camaro Parts List The **RPK5-GM4101** includes everything you need for a professional installation of an aftermarket radio in your Camaro. This kit contains: 1. Dash Kit x1 PAC HVAC Contro... lang:en score:42 filesize: 4.33 M page\_count: 9 document date: 2017-01-18






[\[pdf\]](#) Catalog

RPK5 GM4101 One Sheet FINAL Jaed Arzadon AAMP Global Complete Radio Replacement Kit with Integrated Climate Controls for 2010 2015 Chevrolet Camaros Product Description catalog aampglobal themes shared content get 7ba0dce8f1cfa322705700939bf7979003fc1dae |||

NEW PRODUCT **RPK5-GM4101** Complete Radio Replacement Kit with Integrated Climate Controls for 2010-2015 Chevrolet Camaros Product Description Simple yet effective, **RPK5-GM4101** is designed to enhance functionality through aftermarket radio upgrades, without sacrificing the factory-look aesthetics of 201...


lang:en **score:41** filesize: 14.85 M page\_count: 1 document date: 2016-09-04



[PAC RPK5-GM4101 Installation Guide: Chevrolet Camaro \(2010-2015\) Radio Replacement](#)

Comprehensive installation guide for the PAC RPK5-GM4101 Radio Replacement Kit, designed for 2010-2015 Chevrolet Camaro vehicles. Learn how to retain climate control, steering wheel controls, OnStar, and more.

lang:en **score:40** filesize: 4.33 M page\_count: 9 document date: 2017-01-18




[\[pdf\]](#) Accessories

541RPKGM42 PAC RPK5 GM4102 Camaro Kit 2010 15 HVAC knobs included CRUTCHFIELD COM

HNEWBERRY crutchfieldonline ImageBank v20210318103300 Manuals 541 |||

RPK5-GM4102 Complete Radio Replacement Kit with Integrated Climate Control Retention for 2010-2015 ... onnections from the back of the AUX and USB panel located inside the center console. 6. Connect the **RPK5-GM4101**-AUX-HAR and the **RPK5-GM4101**- USB-HAR if the vehicle is equipped with factory AUX . 7. R... lang:en **score:40** filesize: 3.99 M page\_count: 10 document date: 2022-04-11



[\[pdf\]](#) Installation Guide Instructions Accessories

RPK5 GM4102 Control Retention for 2010 2015 Chevrolet Custom Sounds 1 These instructions only apply to R 2 5 6 3 or later revisions of the RP5 interface The revision info can be found on a small white sticker center inserts control knobs are made install once! They not easily removable swappable Please ensure you have selected Important Notes 5a50fc11d61cfc0f8d9209ed2153bdbbcee53b730 customsounds docs

RPK5-GM4102 Complete Radio Replacement Kit with Integrated Climate Control Retention for 2010-2015 ... onnections from the back of the AUX and USB panel located inside the center console. 6. Connect the **RPK5-GM4101**-AUX-HAR and the **RPK5-GM4101**- USB-HAR if the vehicle is equipped with factory AUX . 7. R... lang:en **score:36** filesize: 3.73 M page\_count: 9 document date: 2019-01-04

Climate Control Knob Set for Chevrolet Camaro

Climate Control Knob Set for 2010-2015 Chevrolet Camaro

RPA-KNOB1  
UPC: 609098829311

For use with PAC Integrated Dash Kit RPK5-GM4101 or as a replacement of worn factory climate control knobs

When replacing the customer's Camaro radio, PAC gives our retailers the budget friendly option to use the customers OEM climate control knobs with our RPK5-GM4101, or if the knobs are worn or missing the RPA-KNOB1 can be used in place of the OEM controls. The RPA-KNOB1 can also be used with the factory radio to replace worn or defective factory climate control knobs.

**Key Features**

- Works with RPK5-GM4101 or OEM radio
- Includes back-fit center cap inserts for heated seat activation, and blank inserts for vehicles without heated seats
- Includes mounting brackets
- Engineered to look and operate just like the original climate control knobs

**Benefits**

- Allows replacement of worn or damaged factory controls giving the retailer more options for their customers depending on the situation
- Provides a complete solution when used with RPK5-GM4101

pac-audio.com

SALES: 888-417-1287  
PAC is a Patent Brand of AAMP (www.aamp.com)

[pdf] Catalog

RPA KNOB1 final^4 catalog aampglobal themes shared content get

6cf08f9749a68482150984a1af59679c160c09b6 |||

RPA-KNOB1 - Climate Control Knob Set for Chevrolet Camaro Climate Control Knob Set for 2010-2015 Chevrolet Camaro RPA-KNOB1 UPC: 609098829311 For use with PAC Integrated Dash Kit **RPK5-GM4101** or as a replacement of worn factory climate control knobs When replacing the customer s Camaro radio, PAC g...

lang:en score:31 filesize: 3.04 M page\_count: 1 document date: 2018-12-20

RPA-KNOB1

Climate control knob set for 2010 - 2015 Chevrolet Camaro

**Introduction and Features**

RPA-KNOB1 is a complete set of two climate control knobs for 2010 - 2015 Chevrolet Camaro. They are designed to match the OE climate control knob fit and finish, providing a factory appearance in your late model Camaro. They can be installed on our PAC RadioPRO Integrated Dash Kit RPK5-GM4101, or as a replacement for the original knobs on a factory radio. Both knobs feature back-fit buttons to match the OE appearance, and selectable center inserts to match the vehicle options, for vehicles equipped with or not equipped with heated seats.

**Very Important Notes**

Note 1: The center inserts are made to install over the OE inserts. They are not easily removable / swappable. Please ensure you have selected the correct inserts for your installation before shipping the inserts into the control knobs.

Note 2: In the event that the center inserts need to be removed, see the troubleshooting section on page 2.

Note 3: For vehicles with heated seats, when installing the center caps, you need to first install the light pipes. They are labeled as they will only fit one way. Pay close attention to the shape and orientation of the light pipes to ensure correct lighting.

Note 4: In the manual we will refer to "Left" indicating the driver side, and "Right" indicating the passenger side.

**Pre-installation setup**

For vehicles without heated seats: Remove the center cap called "Blank Left" and snap that into the climate control knob labeled Left. The insert is keyed, so it will only fit in one orientation. Remove the center cap called "Blank Right" and snap it into the climate control knob labeled Right.

For vehicles equipped with heated seats: Carefully open the package labeled "Heated Seat Left". There will be a center cap and 2 small, clear plastic, light pipes. They are keyed, so they will only fit in one specific hole each.

From the front of the control knob, insert the light pipes (non-keyed side first) into the small rectangular openings. The left light pipe (A) has a key tab on the bottom side. Insert this light pipe with the key facing down.

The right light pipe (B) has a key tab on the side side. Insert this light pipe with the key facing to the right. They are installed as shown below.

**Installation Steps for RPA-KNOB1 into an OE Radio**

Installation on a factory radio: 1) Remove the OE knobs. 2) The original brackets and screws will be reused. To install the RPA-KNOB1 knobs by reversing the steps used to remove the OE knobs.

PAC

© 2018 AAMP Global, all rights reserved. PAC is a Patent Brand of AAMP Global. (www.aamp.com)

Page 1

[pdf] Installation Guide Troubleshooting Guide Accessories

RPA KNOB1 al ed Climate control knob set for 2010 2015 Chevrolet Camaro AAMP lobal ll rihts reserved is a ower rand o Paudiocom PacificAccessory Corporation document 3 2 amfile file 2223 product 6592 ||| RPA-KNOB1 Climate control knob set for 2010 - 2015 Chevrolet Camaro Introduction and Features RPA- ... appearance in your late-model Camaro. They can be installed on our PAC RadioPRO Integrated Dash Kit **RPK5-GM4101**, or as a replacement for the original knobs on a factory radio. Both knobs feature back-...

lang:en score:29 filesize: 2.6 M page\_count: 2 document date: 2018-11-09

PAC 2022 Product Price Guide			
Part Number	Description	Dealer Price	MSRP
RPK5-GM4101	PAC RadioPRO Integrated Dash Kit for 2010-2015 Chevrolet Camaro	\$249.95	\$299.95
RPK5-GM4101-1	PAC RadioPRO Integrated Dash Kit for 2010-2015 Chevrolet Camaro (Left Side)	\$124.95	\$149.95
RPK5-GM4101-2	PAC RadioPRO Integrated Dash Kit for 2010-2015 Chevrolet Camaro (Right Side)	\$124.95	\$149.95
RPK5-GM4101-3	PAC RadioPRO Integrated Dash Kit for 2010-2015 Chevrolet Camaro (Center)	\$124.95	\$149.95
RPK5-GM4101-4	PAC RadioPRO Integrated Dash Kit for 2010-2015 Chevrolet Camaro (Antenna)	\$124.95	\$149.95
RPK5-GM4101-5	PAC RadioPRO Integrated Dash Kit for 2010-2015 Chevrolet Camaro (Speaker)	\$124.95	\$149.95
RPK5-GM4101-6	PAC RadioPRO Integrated Dash Kit for 2010-2015 Chevrolet Camaro (Display)	\$124.95	\$149.95
RPK5-GM4101-7	PAC RadioPRO Integrated Dash Kit for 2010-2015 Chevrolet Camaro (Control Panel)	\$124.95	\$149.95
RPK5-GM4101-8	PAC RadioPRO Integrated Dash Kit for 2010-2015 Chevrolet Camaro (Mounting Bracket)	\$124.95	\$149.95
RPK5-GM4101-9	PAC RadioPRO Integrated Dash Kit for 2010-2015 Chevrolet Camaro (Wiring Harness)	\$124.95	\$149.95
RPK5-GM4101-10	PAC RadioPRO Integrated Dash Kit for 2010-2015 Chevrolet Camaro (Antenna Mount)	\$124.95	\$149.95
RPK5-GM4101-11	PAC RadioPRO Integrated Dash Kit for 2010-2015 Chevrolet Camaro (Speaker Mount)	\$124.95	\$149.95
RPK5-GM4101-12	PAC RadioPRO Integrated Dash Kit for 2010-2015 Chevrolet Camaro (Display Mount)	\$124.95	\$149.95
RPK5-GM4101-13	PAC RadioPRO Integrated Dash Kit for 2010-2015 Chevrolet Camaro (Control Panel Mount)	\$124.95	\$149.95
RPK5-GM4101-14	PAC RadioPRO Integrated Dash Kit for 2010-2015 Chevrolet Camaro (Mounting Bracket Mount)	\$124.95	\$149.95
RPK5-GM4101-15	PAC RadioPRO Integrated Dash Kit for 2010-2015 Chevrolet Camaro (Wiring Harness Mount)	\$124.95	\$149.95
RPK5-GM4101-16	PAC RadioPRO Integrated Dash Kit for 2010-2015 Chevrolet Camaro (Antenna Mount Mount)	\$124.95	\$149.95
RPK5-GM4101-17	PAC RadioPRO Integrated Dash Kit for 2010-2015 Chevrolet Camaro (Speaker Mount Mount)	\$124.95	\$149.95
RPK5-GM4101-18	PAC RadioPRO Integrated Dash Kit for 2010-2015 Chevrolet Camaro (Display Mount Mount)	\$124.95	\$149.95
RPK5-GM4101-19	PAC RadioPRO Integrated Dash Kit for 2010-2015 Chevrolet Camaro (Control Panel Mount Mount)	\$124.95	\$149.95
RPK5-GM4101-20	PAC RadioPRO Integrated Dash Kit for 2010-2015 Chevrolet Camaro (Mounting Bracket Mount Mount)	\$124.95	\$149.95
RPK5-GM4101-21	PAC RadioPRO Integrated Dash Kit for 2010-2015 Chevrolet Camaro (Wiring Harness Mount Mount)	\$124.95	\$149.95
RPK5-GM4101-22	PAC RadioPRO Integrated Dash Kit for 2010-2015 Chevrolet Camaro (Antenna Mount Mount Mount)	\$124.95	\$149.95
RPK5-GM4101-23	PAC RadioPRO Integrated Dash Kit for 2010-2015 Chevrolet Camaro (Speaker Mount Mount Mount)	\$124.95	\$149.95
RPK5-GM4101-24	PAC RadioPRO Integrated Dash Kit for 2010-2015 Chevrolet Camaro (Display Mount Mount Mount)	\$124.95	\$149.95
RPK5-GM4101-25	PAC RadioPRO Integrated Dash Kit for 2010-2015 Chevrolet Camaro (Control Panel Mount Mount Mount)	\$124.95	\$149.95
RPK5-GM4101-26	PAC RadioPRO Integrated Dash Kit for 2010-2015 Chevrolet Camaro (Mounting Bracket Mount Mount Mount)	\$124.95	\$149.95
RPK5-GM4101-27	PAC RadioPRO Integrated Dash Kit for 2010-2015 Chevrolet Camaro (Wiring Harness Mount Mount Mount)	\$124.95	\$149.95
RPK5-GM4101-28	PAC RadioPRO Integrated Dash Kit for 2010-2015 Chevrolet Camaro (Antenna Mount Mount Mount Mount)	\$124.95	\$149.95
RPK5-GM4101-29	PAC RadioPRO Integrated Dash Kit for 2010-2015 Chevrolet Camaro (Speaker Mount Mount Mount Mount)	\$124.95	\$149.95
RPK5-GM4101-30	PAC RadioPRO Integrated Dash Kit for 2010-2015 Chevrolet Camaro (Display Mount Mount Mount Mount)	\$124.95	\$149.95
RPK5-GM4101-31	PAC RadioPRO Integrated Dash Kit for 2010-2015 Chevrolet Camaro (Control Panel Mount Mount Mount Mount)	\$124.95	\$149.95
RPK5-GM4101-32	PAC RadioPRO Integrated Dash Kit for 2010-2015 Chevrolet Camaro (Mounting Bracket Mount Mount Mount Mount)	\$124.95	\$149.95
RPK5-GM4101-33	PAC RadioPRO Integrated Dash Kit for 2010-2015 Chevrolet Camaro (Wiring Harness Mount Mount Mount Mount)	\$124.95	\$149.95
RPK5-GM4101-34	PAC RadioPRO Integrated Dash Kit for 2010-2015 Chevrolet Camaro (Antenna Mount Mount Mount Mount Mount)	\$124.95	\$149.95
RPK5-GM4101-35	PAC RadioPRO Integrated Dash Kit for 2010-2015 Chevrolet Camaro (Speaker Mount Mount Mount Mount Mount)	\$124.95	\$149.95
RPK5-GM4101-36	PAC RadioPRO Integrated Dash Kit for 2010-2015 Chevrolet Camaro (Display Mount Mount Mount Mount Mount)	\$124.95	\$149.95
RPK5-GM4101-37	PAC RadioPRO Integrated Dash Kit for 2010-2015 Chevrolet Camaro (Control Panel Mount Mount Mount Mount Mount)	\$124.95	\$149.95
RPK5-GM4101-38	PAC RadioPRO Integrated Dash Kit for 2010-2015 Chevrolet Camaro (Mounting Bracket Mount Mount Mount Mount Mount)	\$124.95	\$149.95
RPK5-GM4101-39	PAC RadioPRO Integrated Dash Kit for 2010-2015 Chevrolet Camaro (Wiring Harness Mount Mount Mount Mount Mount)	\$124.95	\$149.95
RPK5-GM4101-40	PAC RadioPRO Integrated Dash Kit for 2010-2015 Chevrolet Camaro (Antenna Mount Mount Mount Mount Mount Mount)	\$124.95	\$149.95
RPK5-GM4101-41	PAC RadioPRO Integrated Dash Kit for 2010-2015 Chevrolet Camaro (Speaker Mount Mount Mount Mount Mount Mount)	\$124.95	\$149.95
RPK5-GM4101-42	PAC RadioPRO Integrated Dash Kit for 2010-2015 Chevrolet Camaro (Display Mount Mount Mount Mount Mount Mount)	\$124.95	\$149.95
RPK5-GM4101-43	PAC RadioPRO Integrated Dash Kit for 2010-2015 Chevrolet Camaro (Control Panel Mount Mount Mount Mount Mount Mount)	\$124.95	\$149.95
RPK5-GM4101-44	PAC RadioPRO Integrated Dash Kit for 2010-2015 Chevrolet Camaro (Mounting Bracket Mount Mount Mount Mount Mount Mount)	\$124.95	\$149.95
RPK5-GM4101-45	PAC RadioPRO Integrated Dash Kit for 2010-2015 Chevrolet Camaro (Wiring Harness Mount Mount Mount Mount Mount Mount)	\$124.95	\$149.95
RPK5-GM4101-46	PAC RadioPRO Integrated Dash Kit for 2010-2015 Chevrolet Camaro (Antenna Mount Mount Mount Mount Mount Mount Mount)	\$124.95	\$149.95
RPK5-GM4101-47	PAC RadioPRO Integrated Dash Kit for 2010-2015 Chevrolet Camaro (Speaker Mount Mount Mount Mount Mount Mount Mount)	\$124.95	\$149.95
RPK5-GM4101-48	PAC RadioPRO Integrated Dash Kit for 2010-2015 Chevrolet Camaro (Display Mount Mount Mount Mount Mount Mount Mount)	\$124.95	\$149.95
RPK5-GM4101-49	PAC RadioPRO Integrated Dash Kit for 2010-2015 Chevrolet Camaro (Control Panel Mount Mount Mount Mount Mount Mount Mount)	\$124.95	\$149.95
RPK5-GM4101-50	PAC RadioPRO Integrated Dash Kit for 2010-2015 Chevrolet Camaro (Mounting Bracket Mount Mount Mount Mount Mount Mount Mount)	\$124.95	\$149.95

PAC 2022 Product Price Guide - Automotive Electronics

Comprehensive price guide for PAC automotive electronics, including infotainment systems, dash kits, audio interfaces, and accessories for the 2022 model year. Features part numbers, descriptions, dealer prices, MAP, and MSRP.

lang:de score:26 filesize: 171.19 K page\_count: 6 document date: 2022-05-06

[illegible]

[\[pdf\]](#) Guide Pricing Guide

PAC 2022 V1 Pricelist 5 3 xlsb.xlsx john catalano Pricelis Index of 06 6 14 aampglobal |||

Part# Infotainment UN1810 SPXM1 SR-GM14H SR-JK11H SRK-CHR15H SRK-JW18EH SRK-RAM13H SR-TAC16H SR-TUN1 ... RadioPRO RADIO REPLACEMENT KIT FOR 2003-2007 HONDA ACCORD WITH OR WITHOUT FACTORY NAVIGATION RADIO **RPK5-GM4101** INTEGRATED RadioPRO RADIO REPLACEMENT KIT FOR 2010-2015 CHEVROLET CAMARO - WITHOUT CLIM...  
lang:de score:26 filesize: 225.14 K page count: 6 document date: 2022-06-14



# RadioPRO Integrated Kits

Everything you need for a professional aftermarket radio install





**RPK4-DM2001**  
Complete Radio Replacement Kit for 2004 - 2006 Chevrolet Malibu and Pontiac G6

**Features:**

- Steering wheel controls
- Warning chimes and messages
- Vehicle information and settings menu for LCD display
- LCD display and controller to recall vehicle information and settings menu



**RPK4-FD2001**  
Complete Radio Replacement Kit for 2007 - 2010 Ford Focus and 2007 Super Duty with 4.2" display

**Features:**

- Factory climate control functions by recreation of the factory controls
- Steering wheel controls
- Factory amplified sound system
- Steering wheel cameras
- AUX audio and USB connections
- Pro Trailer Backup Assist (PTBA)
- Factory anti-lug light by relocation



**RPK5-DM4101**  
Complete Radio Replacement Kit for 2010 - 2015 Chevrolet Camaro vehicles

**Features:**

- Factory climate control functions
- Steering wheel controls
- OnStar
- Factory amplified system
- Factory reverse camera
- AUX audio and USB connections
- Hands-free display
- OEM Bluetooth



**RPK6-DM1011**  
Complete Radio Replacement Kit with Integrated Climate and Steering Wheel Controls for 2003 - 2009 Honda Accord vehicles

**Features:**

- Steering wheel controls
- Factory climate control functions with new integrated control panel and display

[\[pdf\]](#) Installation Guide Flyer Catalog

Download File Sales Collateral AAMP catalog aampglobal themes shared content get

b19adf8c31f64df96a78325379466478566a59a3 PAC Flyer Front III

RadioPRO Integrated Kits Everything you need for a professional after market radio install

## RPK4-GM2301 Compl ... camera AUX audio and USB connections

ProTrailerBackupAssist PTBA Factoryair-baglightbyrelocation **RPK5-GM4101**

## CompleteRadioReplacementKitfor 20102015ChevroletCamarovehicles Retains

Factoryclimatecon...

lang:en score:25 filesize: 5.02 M page count: 1 document date: 2017-12-15



[\[pdf\]](#) Installation Guide Catalog

PACStartpagina inbouw2020 PAC Catalog for web 12020 1aampglobal content 2020 1 |||

PAC-INTEGRATE.COM VEHICLE TECHNOLOGY INTEGRATION PAC is a Power  
Brand of AAMP Global Visit [pac-integrat...ng](#) brake output Illumination output NOTE:  
Climate control knobs available separately RPA-KNOB1 **RPK5-GM4101** Radio  
Replacement Solution for 2010-2015 Chevrolet Camaro uses existing knobs and  
butto...

lang:en score:23 filesize: 19.11 M page count: 100 document date: 2019-12-16



### [PAC 2021 Catalog: Vehicle Integration Solutions](#)

Explore the 2021 PAC catalog featuring advanced vehicle technology integration solutions, including HEIGH10 infotainment systems, RadioPRO installation kits, and ControlPRO steering wheel interfaces for seamless car audio upgrades.

lang:en score:23 filesize: 18.29 M page\_count: 100 document date: 2021-06-10



### [\[pdf\] Installation Guide Catalog](#)

Connects2 Vehicle Integration PAC Catalog 2021 connects2 co uk C2 files Downloads Catalogues |||  
2021 PAC-AUDIO.COM VEHICLE TECHNOLOGY INTEGRATION PAC is a Power  
Brand of AAMP Global Visit pac-au ... ng brake output Illumination output NOTE:  
Climate control knobs available separately RPA-KNOB1 **RPK5-GM4101** Radio  
Replacement Solution for 2010-2015 Chevrolet Camaro uses existing knobs and butto...

lang:en score:23 filesize: 11.54 M page\_count: 100 document date: 2021-04-15



### [\[pdf\] Installation Guide Catalog](#)

PAC Car Stereo Video Installation Parts Catalog CARiD PAC® AmpPRO 4 Amplifier Integration Interface  
pac product catalog images carid info |||

THE INTEGRATION SOLUTION For over 40 years, PAC has been providing quality  
integration solutions fo ... ng brake output Illumination output NOTE: Climate control  
knobs available separately RPA-KNOB1 **RPK5-GM4101** Radio Replacement Solution  
for 2010-2015 Chevrolet Camaro uses existing knobs and butto...

lang:en score:22 filesize: 21.67 M page\_count: 120 document date: 2020-09-28

lang:tl score:18 filesize: 1.62 M page count: 36 document date: 2018-04-04






[\[pdf\]](#) Installation Guide Guide Application Guide Accessories Catalog

FINALBKCAT2018 BrandCentral5 18 aampglobal themes shared content get

d124ae743137b7d61601e2a3ce553b61209c470c |||

By BY 2018 CATALOG By INSTALL ACCESSORIES CONTENTS Application Guide INTEGRATED DASH KITS DASH K ... meters econ, and more Accommodates single or double DIN aftermarket radio pac-audio.com 42 By **RPK5-GM4101** RadioPRO INTEGRATED KITS Complete Radio Replacement Kit with Integrated Climate Contro...

lang:en **score:14** filesize: 15.02 M page\_count: 144 document date: 2018-05-18



[\[pdf\]](#) Installation Guide Guide Application Guide Accessories Catalog

integrated kits dash wire harnesses antenna adapters 20 мая 2018 г — Retains Factory climate control functions by relocation of the factory controls Steering Wheel Controls amplified sound system catalog

aampglobal themes shared content get c924df1b6b1177705a5c21a69a7a923068d18839 AICAT

BrandCentral5 18 |||

DASH KITS 2018 CATALOG INTEGRATED KITS DASH KITS WIRE HARNESSES ANTENNA ADAPTERS INSTALL ACCESSORI ... odometers econ, and more Accommodates single or double DIN aftermarket radio 30 INTEGRATED KITS **RPK5-GM4101** Complete Radio Replacement Kit with Integrated Climate Controls for the 2010-2015 Chevro...

lang:en **score:12** filesize: 10.78 M page\_count: 132 document date: 2018-05-17




[\[pdf\]](#) Installation Guide Guide Application Guide Accessories Catalog

5f0f8d68f5fc2e0d944365cd AI 18 assets global website files 5eebb9b738af890655a01188 |||

DASH KITS 2018 CATALOG INTEGRATED KITS DASH KITS WIRE HARNESSES ANTENNA ADAPTERS INSTALL ACCESSORI ... odometers econ, and more Accommodates single or double DIN aftermarket radio 30 INTEGRATED KITS **RPK5-GM4101** Complete Radio Replacement Kit with Integrated Climate Controls for the 2010-2015 Chevro...

lang:en **score:12** filesize: 7.63 M page\_count: 132 document date: 2020-07-15






[\[pdf\]](#) Installation Guide Guide Application Guide Accessories Catalog

Product CatalogsCatalog American Internationalcdn shopify s files 1 0601 5965 6104 Catalog International v 1676015098 |||

DASH KITS 2018 CATALOG INTEGRATED KITS DASH KITS WIRE HARNESSSES ANTENNA ADAPTERS INSTALL ACCESSORI ... odometers econ, and more Accommodates single or double DIN aftermarket radio 30 INTEGRATED KITS **RPK5-GM4101** Complete Radio Replacement Kit with Integrated Climate Controls for the 2010-2015 Chevro...

lang:en **score:12** filesize: 10.78 M page\_count: 132 document date: 2018-05-17



[\[pdf\]](#) Installation Guide Catalog

VEHICLE TECHNOLOGY INTEGRATION PAC2018CATALOG echomaster content |||

2018 CATALOG VEHICLE TECHNOLOGY INTEGRATION VEHICLE TECHNOLOGY INTEGRATION PAC is a Power Brand of ... a PAC-UP USB adapter 12 RADIO REPLACEMENT Visit pac-audio.com for detailed vehicle compatibility **RPK5-GM4101** LAN 29v2 Complete Radio Replacement Kit with Integrated Climate Controls for the 2010201...

lang:en **score:11** filesize: 43.17 M page\_count: 96 document date: 2018-02-19