

Redragon K708

Redragon K708 Wireless Mechanical Keyboard Instruction Manual

Model: K708

1. INTRODUCTION

The Redragon K708 is a versatile wireless mechanical keyboard designed for a superior typing and gaming experience. Featuring multi-mode connectivity, customizable RGB lighting, and a smart screen with a multifunctional knob, this keyboard offers extensive personalization and convenience. Its durable construction and hot-swappable switches ensure longevity and adaptability.



Image 1.1: Redragon K708 Wireless Mechanical Keyboard with RGB lighting and smart screen.

2. WHAT'S IN THE BOX

- Redragon K708 Wireless Mechanical Keyboard
- USB-C Cable
- Keycap Puller
- Switch Puller
- Extra Switches (for replacement)
- 2.4GHz USB Receiver (stored in the keyboard)

3. SETUP

3.1 Connectivity Options

The K708 keyboard offers three connectivity modes: USB-C wired, 2.4GHz RF wireless, and Bluetooth. You can switch between these modes using the physical switch located on the back of the keyboard.



Image 3.1: The Redragon K708 keyboard supports tri-mode connectivity for up to 5 devices, including Windows, Mac, iOS, Xbox, and PS5.

3.1.1 USB-C Wired Connection

- Connect the provided USB-C cable to the keyboard's USB-C port and to your computer's USB port.
- The keyboard will automatically switch to wired mode and begin charging if the battery is low.

3.1.2 2.4GHz RF Wireless Connection

- Locate the 2.4GHz USB receiver stored in the slot on the back of the keyboard.
- Plug the receiver into an available USB port on your computer.

- Switch the keyboard's mode selector to '2.4G'. The keyboard should connect automatically.

3.1.3 Bluetooth Connection

- Switch the keyboard's mode selector to 'BT'.
- On your device (PC, Mac, phone, tablet), enable Bluetooth and search for new devices.
- Select 'Redragon K708' from the list of available devices to pair. The keyboard supports up to 3 Bluetooth devices (BT1, BT2, BT3) which can be switched via function keys.

3.2 Battery Installation/Charging

- The keyboard is powered by a built-in 4000mAh Lithium Ion battery.
- To charge, connect the USB-C cable to the keyboard and a power source (computer USB port or USB wall adapter). The smart screen will display the battery level.




Image 3.2: The Redragon K708 keyboard features a built-in 4000mAh battery, providing up to 130 hours of use with RGB off. It can be used while wired charging.

3.3 Windows/Mac Compatibility

The keyboard is compatible with both Windows and Mac systems. Use the dedicated switch on the back of the keyboard to select the appropriate operating system mode for optimal key mapping.

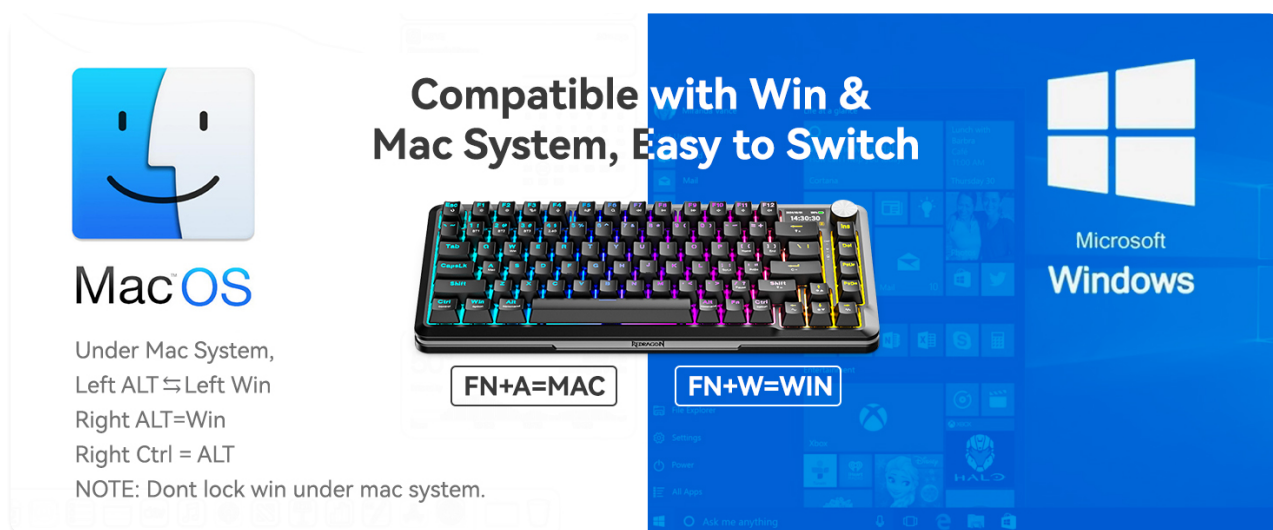


Image 3.3: The Redragon K708 keyboard is compatible with both Windows and Mac systems. Use FN+A for Mac and FN+W for Windows to switch layouts.

4. OPERATING INSTRUCTIONS

4.1 Smart Screen & Multifunctional Knob

The 1.14-inch smart screen displays essential information such as date, time, and battery life. The multifunctional knob defaults to volume control. Press the knob to activate the menu on the LCD screen, allowing you to manage lighting modes, system information, and other settings.

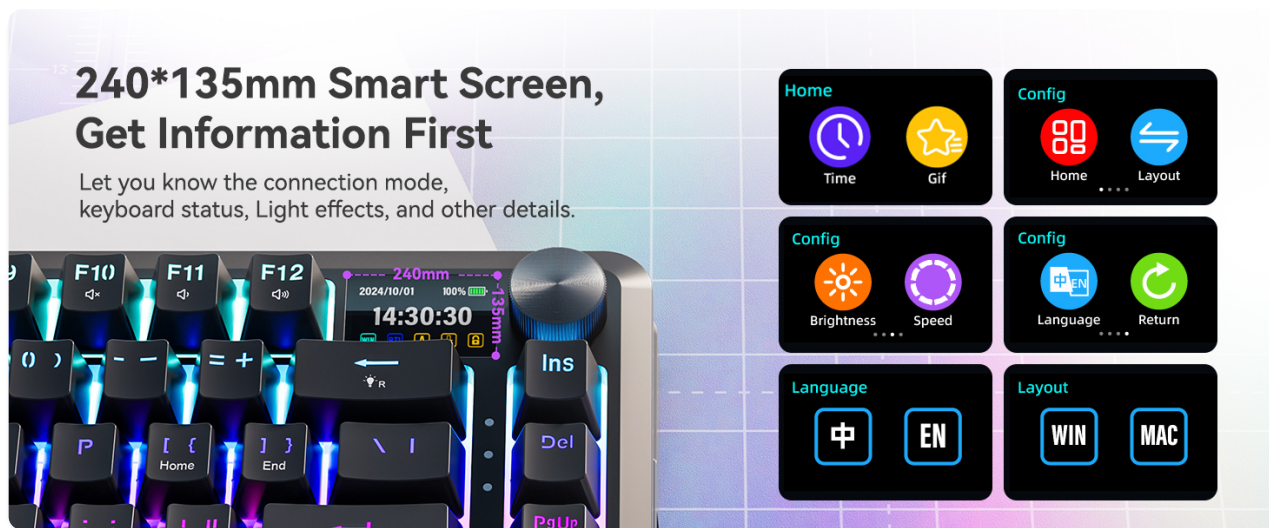


Image 4.1: The smart screen provides quick access to keyboard status, lighting effects, layout, language, and volume.



Image 4.2: Rotate the knob left/right to adjust volume or navigate menus. Push the knob to enter the menu or confirm a function.

4.2 RGB Backlighting

The keyboard features fully customizable per-key RGB lighting. You can choose from 20 preset lighting modes, 7 single light modes, and adjust 6 levels of brightness and speed directly from the keyboard. For advanced customization and unique effects, use the professional software.

Programmable RGB Backlit

20 RGB Modes, 7 Single Light, 6 Brightness & Speed can all be controlled directly from the keyboard.



Image 4.3: The Redragon K708 offers 20 RGB modes, 7 single light options, and 6 levels of brightness and speed, all controllable directly from the keyboard.

4.3 Key Remapping and Macros

Unlock total control with the professional software, enabling you to remap keys, program macros, and edit RGB backlighting. The keyboard features 81 keys with anti-ghosting and full macro editing capabilities.

81 Keys Anti-ghosting & Fully Macro Editing

You can remap the keys' function and add the macro editing to it. Make this gaming keyboard fit your gaming needs better and enjoy every competitive games.



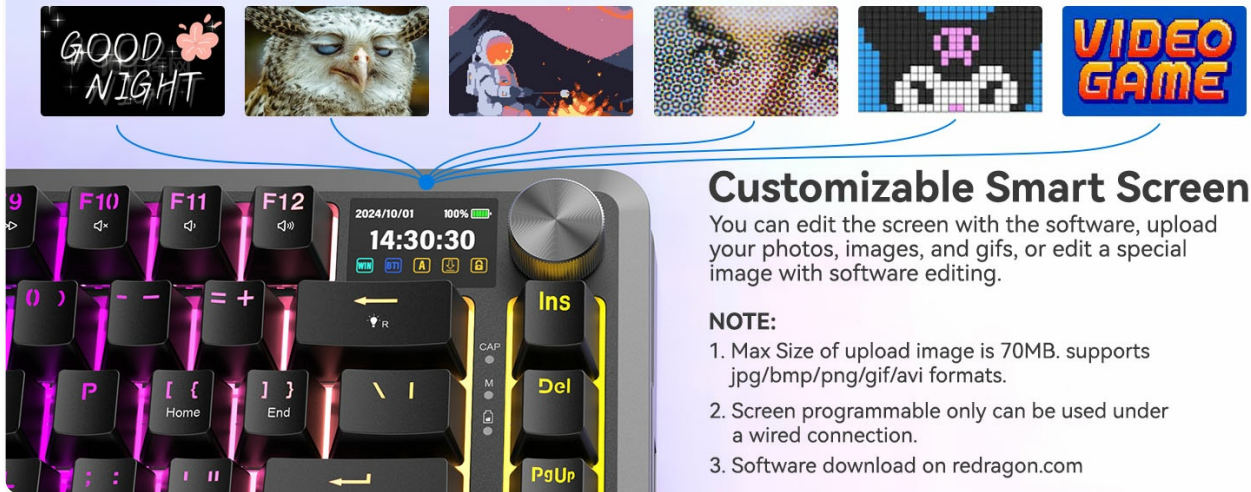
NOTE: software download on redragon.com



Image 4.4: The Redragon K708 allows remapping keys and adding macro editing via software to enhance gaming and competitive play.

4.4 Smart Screen Customization

The smart screen can be further customized using the professional software. You can upload your photos, images, and GIFs, or edit special images for display. Maximum upload size is 70MB, supporting JPG/BMP/PNG/GIF/AVI formats. Screen programming is only available under a wired connection.



Customizable Smart Screen

You can edit the screen with the software, upload your photos, images, and gifs, or edit a special image with software editing.

NOTE:

1. Max Size of upload image is 70MB. supports jpg/bmp/png/gif/avi formats.
2. Screen programmable only can be used under a wired connection.
3. Software download on redragon.com

Image 4.5: The smart screen can display custom images and GIFs uploaded via the software.

5. MAINTENANCE

5.1 Cleaning

- Regularly clean the keyboard with a soft, dry cloth.
- Use the provided keycap puller to remove keycaps for deeper cleaning of dust and debris.

5.2 Switch Replacement

The K708 features universal hot-swap sockets, compatible with over 99.9% of 3-pin and 5-pin mechanical switches. Use the provided switch puller to carefully remove and replace switches.

Hot Swappable Leopard L Switch

The Leopard L Switch is a thick pre-lubed Linear switch that feels like a silver switch, but the Leopard L Switch feels lighter and smoother. The click sounds like Mahjong Sound, more crisp and beautiful.

NOTE: Support 3-pin/5-pin switches, Applicable to 99% of brand switches like Akko, GATERON, etc.



Image 5.1: The Redragon K708 supports hot-swappable Leopard L switches, allowing for easy customization and replacement.

6. TROUBLESHOOTING

- **Software Compatibility:** The professional software only works on Windows and is not Mac-compatible.

Programmable software for Mac systems is under development.

- **Screen Time Synchronization:** The screen time will automatically fix and correct when you connect the keyboard with a wire and open the software.
- **Wireless Connectivity Issues:** If experiencing intermittent connectivity, ensure the keyboard is fully charged and within range of the receiver/Bluetooth device. Minimize interference from other wireless devices. Updating the keyboard firmware via the software may improve performance.

Video 6.1: Official Redragon guide on how to download and use the keyboard software for customization and troubleshooting.

7. SPECIFICATIONS

- **Product Dimensions:** 13.19 x 5.51 x 1.69 inches
- **Item Weight:** 2.42 pounds
- **Manufacturer:** Redragon
- **Item Model Number:** K708
- **Batteries:** 1 Lithium Ion battery required (included)
- **Compatible Devices:** Windows, Mac, PC, Phone, iOS, Xbox, PS5, Laptop, Tablet
- **Connectivity Technology:** USB-C, Bluetooth, 2.4GHz RF
- **Keyboard Description:** Mechanical Gaming Keyboard Wireless
- **Special Features:** Backlit, Customizable Display Keys, Fully Programmable Keys, Hot-Swappable Leopard L Switch, Smart Screen & Knob
- **Keyboard Backlighting Color Support:** RGB
- **Style:** Modern
- **Material:** Metal, Plastic

8. WARRANTY AND SUPPORT

For warranty information and technical support, please refer to the documentation included in your product packaging or visit the official Redragon website. Keep your proof of purchase for any warranty claims.