

Best Choice Products B01LXDH29Y

Best Choice Products Modern Convertible Futon Instruction Manual

MODEL: B01LXDH29Y

Your guide to assembly, operation, and maintenance of your new convertible futon.



1. INTRODUCTION

Thank you for choosing the Best Choice Products Faux Leather Upholstered Modern Convertible Futon. This versatile piece of furniture is designed to provide comfortable seating and an extra sleeping space, perfect for any living area. Please read this manual thoroughly before assembly and use to ensure proper setup and long-lasting enjoyment of your product.

2. SAFETY INFORMATION

WARNING:

- All foam and upholstered surfaces meet flammability standards.
- Keep away from open flames or high heat sources.
- Supervise children and pets to avoid entrapment risks.
- Always follow assembly instructions carefully.

3. PACKAGE CONTENTS

Please ensure all parts are present before beginning assembly. If any parts are missing or damaged, do not proceed with assembly and contact customer support.

- Futon Frame (Main Body)
- Chrome Metal Legs (4)
- Support Legs (2)
- Removable Armrests/Pillows (2)

- Assembly Hardware (Screws, Allen Wrench)
- Assembly Guide (This manual)

4. SETUP AND ASSEMBLY

Assembly is required for this product. It is recommended that two people assemble the futon. Please refer to the included assembly guide for detailed step-by-step instructions and diagrams.

Step-by-Step Assembly Overview:

1. Unpack all components and verify against the package contents list.
2. Attach the chrome metal legs to the designated points on the futon base using the provided hardware. Ensure they are securely fastened.
3. Attach the two support legs to the center of the futon base.
4. Place the removable armrests/pillows onto the futon.



Image: The futon shown in both sofa and flat bed configurations, highlighting its versatility.

5. OPERATING INSTRUCTIONS

5.1. Adjusting Backrest Positions

The futon features three adjustable backrest positions, allowing you to customize your comfort for various activities such as sitting upright, lounging, or sleeping.

- To adjust, gently push the backrest forward until you hear a click, then recline it to your desired angle.
- Repeat this process to cycle through the three available positions (upright, reclined, flat).

3 Adjustable Positions

The adjustable backrest allows you to feel at ease while watching the game, talking, or taking a nap



Image: A visual representation of the futon's backrest adjusting through its three positions.

5.2. Converting to a Sofa Bed

To transform your futon from a sofa to a comfortable bed for overnight guests:

1. Remove the arm pillows.
2. Adjust the backrest to the fully flat (180-degree) position as described above.
3. Ensure the futon is positioned to allow full extension.

Convertible Sofa Bed

Transforms into a bed to accommodate
guests spending the night



Image: The futon fully extended into a bed, ready for use as a sleeping surface.

5.3. Using the Fold-Down Armrest with Cupholders

The futon includes a convenient fold-down armrest located in the middle section, equipped with two cupholders.

- To access, gently pull the middle section of the backrest forward and then fold it down.
- To return to the upright position, lift the armrest until it clicks back into place.

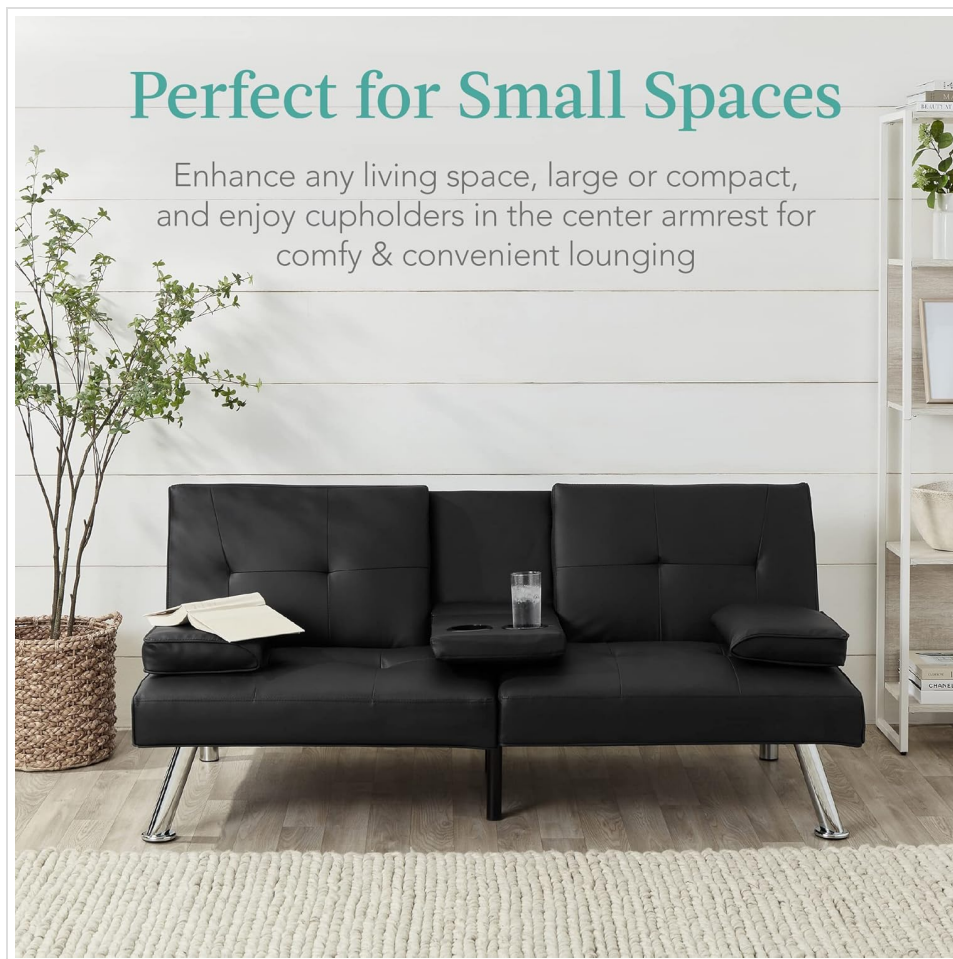


Image: The futon with its central armrest folded down, revealing integrated cupholders for beverages.

6. MAINTENANCE

Proper care will extend the life and appearance of your futon.

- **Cleaning:** Spot clean the faux leather upholstery with a damp cloth and mild soap. Avoid harsh chemicals or abrasive cleaners.
- **General Care:** Regularly wipe down surfaces to prevent dust buildup. Avoid direct sunlight to prevent fading.
- **Pet Care:** If you have pets, consider using protective covers to prevent scratches and damage to the faux leather.

7. TROUBLESHOOTING

If you encounter any issues with your futon, please refer to the following common solutions:

- **Difficulty Adjusting Backrest:** Ensure no obstructions are present behind the futon. Apply gentle, firm pressure when pushing forward to engage the mechanism.
- **Stability Issues:** Verify that all legs are securely tightened. Check for uneven flooring and adjust leg levelers if applicable.
- **Uncomfortable Sleeping Surface:** For enhanced comfort when used as a bed, consider adding a mattress topper or extra blankets.

8. SPECIFICATIONS

Product Specifications

Brand	Best Choice Products
Model Number	B01LXDH29Y
Overall Dimensions (Sofa)	65.25" (L) x 32" (W) x 29" (H)
Reclined Length (Bed)	65.25 Inches
Weight Capacity	500 lbs
Seating Capacity	2
Item Weight	63 Pounds
Material Type	PU Leather, Metal (Legs), Wood (Frame)
Upholstery Fabric Type	Faux Leather
Color	Black
Number of Cup Holders	2
Assembly Required	Yes (Recommended 2 people)
Product Care Instructions	Spot clean

Product Dimensions



Image: Detailed dimensions of the futon in its sofa configuration.

9. WARRANTY AND SUPPORT

This product comes with a **60-day limited warranty**. All returns are shipped back to a Best Choice Products return center at the customer's expense within 60 days of delivery. A pre-paid return shipping label will be provided via email if the return is a result of our error. It is at the company's discretion to decide if the item may be returned to a





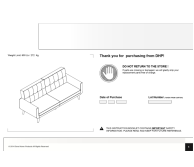
Best Choice Products return center. Unauthorized returns may not be accepted. Once your claim is processed and approved, please allow 5-7 business days for the request to be completed. If a replacement unit or replacement parts are requested, fulfillment time is based on product availability.

For customer support, please visit the [Best Choice Products Store on Amazon](#) or refer to your purchase documentation for direct contact information.



© 2025 Best Choice Products. All rights reserved.

Related Documents - B01LXDH29Y

	<p>Best Choice Products Upholstered Adjustable Bed Base Instruction Manual (SKY5671, SKY5679)</p> <p>Instruction manual for Best Choice Products (BCP) Upholstered Adjustable Queen Bed Base (SKY5671) and Split King Bed Base (SKY5679). Covers assembly, operation, remote control, troubleshooting, safety warnings, and warranty.</p>
	<p>Best Choice Products Metal Canopy Queen Bed Frame Instruction Manual</p> <p>Instruction manual for the Best Choice Products Metal Canopy Queen Bed Frame (Models SKY4450 + SKY4451), including assembly steps, parts list, and warranty information.</p>
	<p>Best Choice Products SKY763 Reclining Massage/Tattoo Chair Instruction Manual</p> <p>Comprehensive instruction manual for the Best Choice Products SKY763 Reclining Massage/Tattoo Chair, detailing assembly steps, parts identification, usage instructions, and warranty information.</p>
	<p>DHP Mainstays Faux Leather Futon Assembly Guide (Model 2000209W)</p> <p>Comprehensive assembly instructions, parts list, hardware details, and warranty information for the DHP Mainstays Faux Leather Futon (Model 2000209W). Learn how to assemble and care for your futon.</p>
	<p>DHP Futon Sofa Assembly Instructions and Warranty</p> <p>This document provides assembly instructions, a limited 1-year warranty, and helpful tips for your DHP futon sofa, ensuring proper setup and usage. Includes safety information and part identification.</p>

[MAINSTAYS CONNECTRIX FUTON, BLK Assembly Instructions and User Manual](#)

Assembly instructions, operating guide, and warranty information for the MAINSTAYS CONNECTRIX FUTON, BLK (Model 2079009W) by DHP. Includes parts list, hardware details, safety warnings, and product registration.