

**PlayStation 3001538**

# DualShock 4 Wireless Controller for PlayStation 4 - Jet Black User Manual

Brand: PlayStation

Model: 3001538

## PRODUCT OVERVIEW

The DualShock 4 Wireless Controller features familiar controls, and incorporates several innovative features to usher in a new era of interactive experiences. Its definitive analog sticks and trigger buttons have been improved for greater feel and sensitivity. A multi touch, clickable touch pad expands gameplay possibilities, while the incorporated light bar in conjunction with the PlayStation Camera allows for easy player identification and screen adjustment when playing with friends in the same room. The addition of the Share button makes utilizing the social capabilities of the PlayStation 4 as easy as the push of a button. The DualShock 4 Wireless Controller is more than a controller; it's your physical connection to a new era of gaming.

## Key Features:

- The feel, shape, and sensitivity of the dual analog sticks and trigger buttons have been improved to provide a greater sense of control, no matter what you play. Motion sensors - Rock and roll as a highly sensitive built-in accelerometer and gyroscope detect the motion, tilt and rotation of your DUALSHOCK 4 wireless controller. DualShock 4 Wireless Controller PS4 and PC compatible. Item PS5 compatible only when playing PS4 games.
- The new multi touch and clickable touch pad on the face of the DualShock 4 Wireless Controller opens up worlds of new gameplay possibilities for both newcomers and veteran gamers.
- The DualShock 4 Wireless Controller features a built-in speaker and stereo headset jack, putting several new audio options in the player's hands.
- The DualShock 4 wireless controller can be easily recharged by plugging it into your PlayStation 4 system, even when in rest mode, or with any standard charger using a USB cable (type A to micro B sold separately).



The DualShock 4 Wireless Controller in Jet Black, showcasing its ergonomic design and button layout.

## WHAT'S IN THE BOX

- Micro USB cable
- Strap
- Startup Guide
- Reference guide

## SETUP GUIDE

### 1. Charging the Controller

Connect the DualShock 4 Wireless Controller to your PlayStation 4 system using a micro USB cable (Type A to micro B, sold separately). The controller can be charged even when the PS4 system is in rest mode.

## 2. Connecting to PlayStation 4

To connect the controller wirelessly, press and hold the PS button and Share button simultaneously until the light bar flashes. Then, navigate to the PS4 system's Bluetooth settings and select the controller to pair.

## 3. PC Compatibility

The DualShock 4 Wireless Controller is compatible with PC. For optimal performance, it is recommended to use a compatible USB cable or a PlayStation DUALSHOCK 4 USB Wireless Adaptor (sold separately).

# OPERATING INSTRUCTIONS

## 1. Analog Sticks and Trigger Buttons

The improved analog sticks and trigger buttons offer enhanced precision and sensitivity for a superior gaming experience.

## 2. Touch Pad

The multi-touch, clickable touch pad expands gameplay possibilities, allowing for new interactive experiences.

## 3. Audio Features

The controller includes a built-in speaker for immersive audio feedback and a stereo headset jack for private audio during gameplay.

## 4. Motion Sensors

A highly sensitive built-in accelerometer and gyroscope detect the motion, tilt, and rotation of your controller, enabling intuitive motion controls in supported games.

## 5. Share Button

The dedicated Share button allows for easy sharing of gameplay moments, screenshots, and live broadcasts with friends and the gaming community.

## 6. Player Identification Light Bar

The integrated light bar, in conjunction with the PlayStation Camera (sold separately), allows for easy player identification and screen adjustment when playing with multiple users in the same room.

# MAINTENANCE

## Cleaning:

Wipe the controller regularly with a soft, dry cloth to remove dust and grime. Avoid using harsh chemicals or abrasive materials.

## Storage:

Store the controller in a cool, dry place away from direct sunlight and extreme temperatures to prevent damage.

## Battery Care:

To prolong battery life, avoid fully discharging the controller frequently. Charge it regularly, even if not in use for extended periods.

# TROUBLESHOOTING

## Controller Not Turning On:

Ensure the controller is fully charged. Connect it to the PS4 system or a power source using a micro USB cable. If the issue persists, try resetting the controller by pressing the small reset button on the back with a thin object.

## Controller Not Syncing:

If the controller fails to sync, ensure it is within range of the PS4 system. Try resetting both the controller and the PS4 system. For persistent issues, re-pair the controller via the PS4's Bluetooth settings.

## Input Lag or Unresponsive Buttons:

Check for any wireless interference. Ensure the controller's firmware is up to date. Clean around the buttons and analog sticks to remove any debris that might be affecting performance.

## Analog Stick Drift:

If analog sticks exhibit unintended movement, try resetting the controller. If the problem continues, it may indicate a hardware issue requiring professional service.

# SPECIFICATIONS





Feature	Detail
Model Number	3001538
Dimensions	6.34 x 2.24 x 3.94 inches
Weight	12 ounces
Connectivity	Wireless (Bluetooth), Micro USB
Battery	1 A battery (included)
Manufacturer	Sony Computer Entertainment
Release Date	October 5, 2016

# WARRANTY AND SUPPORT

For warranty information and technical support, please refer to the official PlayStation website or contact Sony Computer Entertainment customer service.

A digital version of the User Guide is available for download: [User Guide \(PDF\)](#)

## Related Documents

	<p><a href="#">DUALSHOCK 4 Wireless Controller Instruction Manual</a></p> <p>Comprehensive guide for the DUALSHOCK 4 Wireless Controller, covering setup, usage, safety precautions, and technical specifications for PlayStation systems.</p>
	<p><a href="#">PlayStation 4 Pro (CUH-7209B) Safety Guide</a></p> <p>This guide provides essential safety information and operating instructions for the PlayStation 4 Pro (CUH-7209B) console and its accessories. Learn about safe usage, handling, maintenance, and troubleshooting to ensure a positive gaming experience.</p>
	<p><a href="#">PlayStation®4 (PS4™) CUH-1206A/CUH-1207A</a></p> <p>PlayStation®4 (PS4™) CUH-1206A/CUH-1207A</p>
	<p><a href="#">PlayStation 4 Quick Start Guide</a></p> <p>A guide to getting started with the PlayStation 4, including setup, connecting peripherals, and basic operations.</p>