

## Stihl HP Ultra 2-Cycle Oil

# Stihl HP Ultra 2-Cycle Synthetic Oil Mix Instruction Manual

Model: HP Ultra 2-Cycle Oil (2.6 oz bottle)

## INTRODUCTION

This manual provides essential instructions for the safe and effective use of Stihl HP Ultra 2-Cycle Synthetic Oil Mix. This product is a high-performance, fully synthetic engine oil designed for Stihl 2-cycle engines in chainsaws, leaf blowers, trimmers, and other power tools. It is formulated for a 50:1 fuel-to-oil mixing ratio and contains fuel stabilizers to ensure optimal engine performance and longevity.

## SAFETY INFORMATION

Always prioritize safety when handling fuel and oil. Failure to follow these instructions may result in serious injury or property damage.

- **Flammability:** Fuel and oil mixtures are highly flammable. Keep away from open flames, sparks, and other ignition sources.
- **Ventilation:** Mix and handle fuel in a well-ventilated area. Avoid inhaling fumes.
- **Skin and Eye Contact:** Avoid prolonged skin contact. Wear appropriate protective gloves and eye protection. In case of contact, wash thoroughly with soap and water. If in eyes, flush with water for several minutes and seek medical attention.
- **Storage:** Store fuel and oil in approved, clearly labeled containers, out of reach of children and pets.
- **Disposal:** Dispose of used oil and empty containers according to local regulations.
- **Engine Compatibility:** Use only in 2-cycle engines requiring a 50:1 fuel-to-oil mixture. Using incorrect oil or mix ratios can damage the engine.

## SETUP: PREPARING FOR MIXING

Before mixing, ensure you have the following:

- Fresh, unleaded gasoline (minimum 89 octane, maximum 10% ethanol content).
- Stihl HP Ultra 2-Cycle Synthetic Oil (2.6 oz bottle).
- An approved fuel container with a capacity of at least 1 gallon.
- Funnel (optional, for spill prevention).

- Protective gloves and eye protection.

Ensure the fuel container is clean and free of debris or old fuel residues.

## OPERATING: MIXING INSTRUCTIONS (50:1 RATIO)

The Stihl HP Ultra 2.6 oz bottle is specifically designed to be mixed with **1 gallon of gasoline** to achieve the recommended 50:1 ratio.

1. **Prepare Gasoline:** Pour 1 gallon of fresh, unleaded gasoline into your approved fuel container.
2. **Add Oil:** Carefully open one 2.6 oz bottle of Stihl HP Ultra 2-Cycle Synthetic Oil. Pour the entire contents of the bottle into the 1 gallon of gasoline in the fuel container.
3. **Secure and Shake:** Tightly close the fuel container. Gently shake the container for approximately 30 seconds to ensure the oil and gasoline are thoroughly mixed.
4. **Label:** Clearly label the container with the date of mixing and the fuel-to-oil ratio (e.g., "50:1 Mix - [Date]").

**Important:** Always mix fuel and oil in the correct proportions. An incorrect mixture can lead to engine damage or poor performance. Do not mix more fuel than can be used within 30 days to maintain fuel freshness, even with stabilizers present.



Image: Three 2.6 oz bottles of Stihl HP Ultra 2-Cycle Synthetic Oil. Each bottle is intended for mixing with one gallon of gasoline to achieve a 50:1 fuel-to-oil ratio. The labels indicate the oil is fully synthetic, biodegradable, and contains fuel stabilizers, suitable for chainsaws and other power tools.

## MAINTENANCE

Proper fuel system maintenance is crucial for the longevity of your 2-cycle engine.

- **Fuel Freshness:** Always use fresh fuel. Stale fuel can cause starting difficulties and engine damage. The integrated fuel stabilizers in Stihl HP Ultra oil help extend fuel life, but it is still recommended to use mixed fuel within 30 days.

- **Fuel Filter:** Regularly check and replace your engine's fuel filter as recommended by your power tool's manufacturer.
- **Carburetor Adjustment:** If your engine experiences performance issues, consult your power tool's manual for carburetor adjustment procedures or seek professional service.
- **Storage:** For long-term storage (over 30 days), drain the fuel tank and run the engine until it stops to clear the carburetor of fuel. Alternatively, use a dedicated fuel stabilizer for extended storage, though Stihl HP Ultra already contains stabilizers.

## TROUBLESHOOTING COMMON FUEL-RELATED ISSUES

Symptom	Possible Cause	Solution
Engine will not start or runs poorly	Incorrect fuel/oil mix ratio; stale fuel; water in fuel.	Verify mix ratio. Drain old fuel and replace with fresh, correctly mixed fuel. Check fuel filter.
Excessive smoke from exhaust	Too much oil in the mix.	Drain fuel and replace with fresh, correctly mixed fuel (50:1 ratio).
Engine overheats	Not enough oil in the mix (lean mixture).	Immediately stop engine. Drain fuel and replace with fresh, correctly mixed fuel (50:1 ratio). Consult service if damage is suspected.

If troubleshooting steps do not resolve the issue, consult your power tool's specific instruction manual or contact an authorized Stihl service dealer.

## SPECIFICATIONS

- **Product Type:** 2-Cycle Synthetic Engine Oil
- **Brand:** Stihl
- **Model:** HP Ultra
- **Mix Ratio:** 50:1 (Oil to Gasoline)
- **Bottle Size:** 2.6 fl. oz. (77 ml)
- **Mix Yield:** One 2.6 oz bottle mixes with 1 gallon of gasoline
- **Features:** Fully synthetic, biodegradable, contains fuel stabilizers
- **Part Number:** 0781-313-8002
- **UPC:** 802779173042
- **Compatibility:** Designed for Stihl 2-cycle engines (chainsaws, leaf blowers, trimmers, etc.)
- **Package Dimensions:** 5.16 x 4.25 x 2.13 inches (for 3-pack)
- **Item Weight:** 9.9 ounces (for 3-pack)

## STORAGE AND DISPOSAL

- **Storage:** Store mixed fuel in a cool, dry, well-ventilated area, away from direct sunlight and heat sources. Use only approved, sealed fuel containers. Keep out of reach of children and animals.
- **Disposal:** Do not pour used oil or old fuel down drains or onto the ground. Contact your local waste management facility or automotive service center for proper disposal guidelines for hazardous waste. Empty oil bottles should be recycled according to local regulations.






## WARRANTY AND SUPPORT

For specific warranty information regarding Stihl products, please refer to the documentation provided with your Stihl power tool or visit the official Stihl website. For technical support or service, contact an authorized Stihl dealer.

*Note: This oil is an accessory for Stihl 2-cycle engines. The warranty for the oil itself typically covers manufacturing defects.*

© 2025 Stihl. All rights reserved. Information subject to change without notice.

## Related Documents - HP Ultra 2-Cycle Oil

	<p><a href="#">STIHL MSA 190.0 T Akku-Kettensäge: Offizielle Gebrauchsanleitung</a></p> <p>Die vollständige Gebrauchsanleitung für die STIHL MSA 190.0 T Akku-Kettensäge. Erfahren Sie mehr über sichere Bedienung, Wartung und technische Daten für Ihre Baumpflege.</p>
	<p><a href="#">STIHL MS 460 Chainsaw: Instruction Manual and Safety Guide</a></p> <p>Comprehensive instruction manual for the STIHL MS 460 chainsaw, covering safe operation, maintenance, troubleshooting, and safety precautions. Essential reading for all users.</p>
	<p><a href="#">STIHL FSA 86 R Akku-Rasentrimmer: Bedienungsanleitung und Sicherheitshinweise</a></p> <p>Umfassende Bedienungsanleitung für den STIHL FSA 86 R Akku-Rasentrimmer. Enthält wichtige Sicherheitshinweise, Montageanleitungen, Bedienung, Wartung und Fehlerbehebung für den sicheren und effektiven Einsatz.</p>
	<p><a href="#">STIHL BGA 60 Instruction Manual: Safety, Operation, and Maintenance</a></p> <p>Official instruction manual for the STIHL BGA 60 battery-powered blower. Includes comprehensive safety guidelines, operating procedures, maintenance advice, and product specifications for safe and effective use.</p>
	<p><a href="#">STIHL MSA 60.0 C, 70.0 C Cordless Chainsaw Instruction Manual</a></p> <p>This comprehensive instruction manual provides essential safety guidelines, operating procedures, and maintenance information for the STIHL MSA 60.0 C and MSA 70.0 C cordless chainsaws, ensuring safe and efficient use for homeowners and garden maintenance.</p>



### [STIHL MS 362 C-M Chainsaw: Official Instruction Manual](#)

Comprehensive instruction manual for the STIHL MS 362 C-M chainsaw. Learn about safe operation, maintenance, troubleshooting, and specifications for your professional-grade STIHL chainsaw.