

Manuals+

[Q & A](#) | [Deep Search](#) | [Upload](#)

manuals.plus /

- › [MICHAEL KORS](#) /
- › [MICHAEL KORS RUNWAY Quartz Ladies Chronograph Watch MK5384 User Manual](#)

MICHAEL KORS MK5384

MICHAEL KORS RUNWAY Quartz Ladies Chronograph Watch MK5384 User Manual

Model: MK5384

INTRODUCTION

Thank you for choosing the MICHAEL KORS RUNWAY Quartz Ladies Chronograph Watch, model MK5384. This manual provides essential information for the proper setup, operation, maintenance, and troubleshooting of your new timepiece. Please read these instructions carefully to ensure optimal performance and longevity of your watch.



Image: Front view of the MICHAEL KORS RUNWAY MK5384 watch, featuring a gold-toned finish on the case, bracelet, and dial. The dial includes three sub-dials for chronograph functions and a date window at the 4 o'clock position.

SETUP

Before using your watch, ensure it is properly set up.

Setting the Time

1. Pull the crown (the knob on the side of the watch) out to position 2. You may feel a slight click.
2. Rotate the crown clockwise or counter-clockwise to move the hour and minute hands to the correct time.
3. Push the crown back into position 0 (normal operating position) to start the watch.

Setting the Date

1. Pull the crown out to position 1.
2. Rotate the crown clockwise to advance the date until the correct date is displayed in the date window. Avoid setting the date between 9 PM and 3 AM, as this can interfere with the automatic date change mechanism.
3. Push the crown back into position 0.



Image: Angled view of the watch, showing the crown and two pushers on the right side of the watch case, used for time/date setting and chronograph operation.

OPERATING THE CHRONOGRAPH

Your MICHAEL KORS RUNWAY watch features a chronograph (stopwatch) function.

- **Start/Stop:** Press the top pusher (button A) to start the chronograph. Press it again to stop the chronograph.
- **Reset:** While the chronograph is stopped, press the bottom pusher (button B) to reset all chronograph hands to their zero positions.
- **Sub-dials:** The sub-dials typically measure elapsed seconds, minutes, and sometimes 24-hour time or a fraction of a second, depending on the specific movement. Refer to the markings on your watch's dial for precise functions.

MAINTENANCE

Proper care will help maintain the appearance and function of your watch.

Cleaning

- Wipe the watch case and metal bracelet with a soft, dry cloth.
- For stubborn dirt, a slightly damp cloth can be used, followed by immediate drying. Avoid using harsh chemicals or abrasive materials.

Water Resistance

While your watch may have some level of water resistance, it is generally recommended to avoid prolonged

exposure to water, such as swimming or showering, unless explicitly stated otherwise on the watch or in its specific documentation. Always ensure the crown is fully pushed in before any contact with water.

Battery Replacement

Your watch is powered by a quartz movement and requires a battery. When the watch stops or the second hand begins to jump erratically (if applicable), it is an indication that the battery needs replacement. It is highly recommended to have the battery replaced by a qualified watch technician to ensure proper sealing and function.



Image: Rear view of the watch, displaying the stainless steel case back with "MICHAEL KORS" and "ALL STAINLESS STEEL" engravings, along with the model number.

TROUBLESHOOTING

If you encounter issues with your watch, consider the following:

- **Watch not running:** Check if the crown is fully pushed in. If it is, the battery may need replacement.
- **Date not changing:** Ensure the time is set correctly, especially past midnight. Avoid setting the date during the automatic change period (9 PM - 3 AM).
- **Chronograph hands not resetting to zero:** This may indicate a need for calibration or service. Try resetting the chronograph multiple times.
- **Condensation under crystal:** This indicates moisture ingress. Seek professional service immediately to prevent damage.

For issues not resolved by these steps, please contact an authorized MICHAEL KORS service center or a qualified watch repair professional.

SPECIFICATIONS

Model Number	MK5384
Movement	Quartz Chronograph
Battery Type	1 Alkaline Button Battery (included)
Case Material	Stainless Steel
Band Material	Stainless Steel




Approximate Package Dimensions	9 x 9 x 9 cm
Approximate Package Weight	419 g




WARRANTY AND SUPPORT

Your MICHAEL KORS watch is covered by a limited warranty against defects in materials and workmanship. The specific terms and duration of the warranty may vary by region and retailer. Please refer to the warranty card included with your purchase or visit the official MICHAEL KORS website for detailed warranty information.

For customer support, service, or to locate an authorized service center, please contact your point of purchase or visit the official MICHAEL KORS customer service portal.

Related Documents - MK5384

	<p>Michael Kors Access Sofie Watch User Guide</p> <p>A comprehensive user guide for the Michael Kors Access Sofie Watch, detailing setup, app installation, pairing procedures for iOS and Android, Wi-Fi connectivity, notifications, features, battery management, and troubleshooting.</p>
	<p>Инструкции к часам Michael Kors</p> <p>Полное руководство пользователя для различных моделей часов Michael Kors, включая инструкции по установке времени, даты, хронографа, будильника и водостойкости.</p>
	<p>Michael Kors Access Quick Start Guide</p> <p>A comprehensive quick start guide for the Michael Kors Access smartwatch, covering setup, pairing, battery replacement, safety precautions, and regulatory information.</p>

	<p>Michael Kors MKT5143 Smartwatch - Product Overview and Specifications</p> <p>Detailed technical specifications, compatibility information, and regulatory compliance for the Michael Kors MKT5143 smartwatch, including packaging details and dimensions.</p>
	<p>Michael Kors Access Smartwatch Quick Start Guide</p> <p>A concise guide to setting up and using your Michael Kors Access smartwatch, covering charging, pairing, blood oxygen tracking, and accessing support resources.</p>
	<p>Michael Kors DW13M2 Warranty and Product Information</p> <p>Official warranty, safety, and regulatory information for the Michael Kors DW13M2 smartwatch by Fossil Group, Inc. Includes details on product care, compliance, and support.</p>