

SJCAM SJ162800

SJCAM SJ20 Action Camera User Manual

Model: SJ162800 | Brand: SJCAM

1. INTRODUCTION TO SJCAM SJ20

The SJCAM SJ20 is a versatile 4K 20MP HDR action camera designed to capture high-quality footage in various environments. It features innovative dual lenses, dual screens, and dual batteries for extended use and enhanced functionality.

Key Features:

- **Dual Lens 4K Sports Camera:** Professional dual lens 4K camera with f2.0/f1.3 dual aperture. The Daylight lens provides stable and HD picture quality, while the Night lens collects more light for brighter nighttime videos.
- **Dual Battery Long Life:** Equipped with an 800mAh built-in battery and a 1050mAh removable external battery, providing approximately 2 hours of stable usage.
- **Dual Stabilization System:** Features a 6-axis gyroscope stabilization algorithm for smooth video capture, even in challenging conditions.
- **Dual Color Screen:** A large 2.9" rear touch color screen for convenient operation and clear playback, plus a 1.3" front self-timer screen for easy selfies.
- **Seven Modes:** Offers various video and photo shooting modes to adapt to different scenarios.
- **Waterproof & Noise Reduction:** Professional underwater waterproof mode for clear underwater views and a noise reduction mode for clean audio.
- **Web and Live Camera:** Multi-functional USB-C interface allows use as a computer webcam or for live streaming via the SJCAM APP.
- **WiFi and Watch Remote Control:** Enables easier camera control, faster photo/video downloads for sharing, and hands-free operation with a wrist remote control.



Figure 1: The SJCAM SJ20 Action Camera, showcasing its dual screens and lens design.

Video 1: An overview of the SJCAM SJ20 Dual Lens Action Camera's features and capabilities.

2. SETUP GUIDE

2.1 Charging the Battery

The SJ20 comes with an 800mAh built-in battery and a 1050mAh removable external battery. Ensure both are fully charged before first use.

- Connect the camera to a USB power source using the provided USB-C cable.

- The charging indicator will show the charging status.
- To charge the external battery, it must be attached to the camera. Note that accessing the USB-C port requires removing the external battery pack first, then reattaching it with the side door open for charging.



Figure 2: Illustration of the SJCAM SJ20's dual battery system, including the 800mAh built-in and 1050mAh external battery.

2.2 Inserting a Memory Card

The SJ20 supports microSD cards. A 32GB memory card is included. Insert the card into the designated slot on the side of the camera. Ensure the camera is powered off before inserting or removing the memory card.

2.3 Connecting to the SJCAM APP (WiFi)

The SJCAM APP allows for remote control, live view, and easy transfer of files. The camera supports 2.4G/5G WiFi.

1. Press the power button on the camera to turn it on.
2. Wipe down from the top of the touchscreen to access the quick settings menu.
3. Click on the WiFi icon to turn on WiFi. A QR code will appear on the screen.
4. Open the SJCAM APP on your smartphone.

Dual Color Touch Screen

The super large 2.9" screen makes easier for operate and preview.

The large 1.3" front screen makes easier for selfie.



Figure 4: The SJCAM SJ20's dual color touch screens (2.9" rear and 1.3" front) for versatile viewing and control.

3.2 Dual Lens Functionality (Day/Night Vision)

The SJ20 is equipped with two dedicated lenses: a Daylight lens (f2.0) and a Night lens (f1.3). The Night lens is designed to collect more light in dark environments, making nighttime videos brighter. Note that some light conditions are still required for night shooting, not total darkness.



Figure 5: The dual lens system of the SJCAM SJ20, featuring an F2.1 HDR Day Lens and an F1.3 Low Light Night Vision Lens.

Video 3: Demonstrates the superior low-light performance of the SJ20's dedicated night vision lens.

3.3 Video and Photo Modes

The camera offers various resolutions and modes for both video and photography.

- **Video Resolutions:** Supports 4K at 30fps, 2K at 60fps, 1080p at 120fps, and 720p at 120fps.
- **Photo Resolutions:** Up to 20MP (5888*3312), with options for 16M, 14M, 12M, 10M, and 8M.
- **Special Modes:** Includes Time Lapse Video, Pre-Recording, Lapse Recording, Burst Photo, Interval Photo, Slow Motion, and Loop Recording.

4K HDR

Ultra-clear 4K time-lapse video, loop recording and slow motion to record all your wonderful moments. SJ20 Camera support 4K、2K、1080p video capture




Figure 6: The SJCAM SJ20 supports Ultra-clear 4K HDR for capturing wonderful moments.

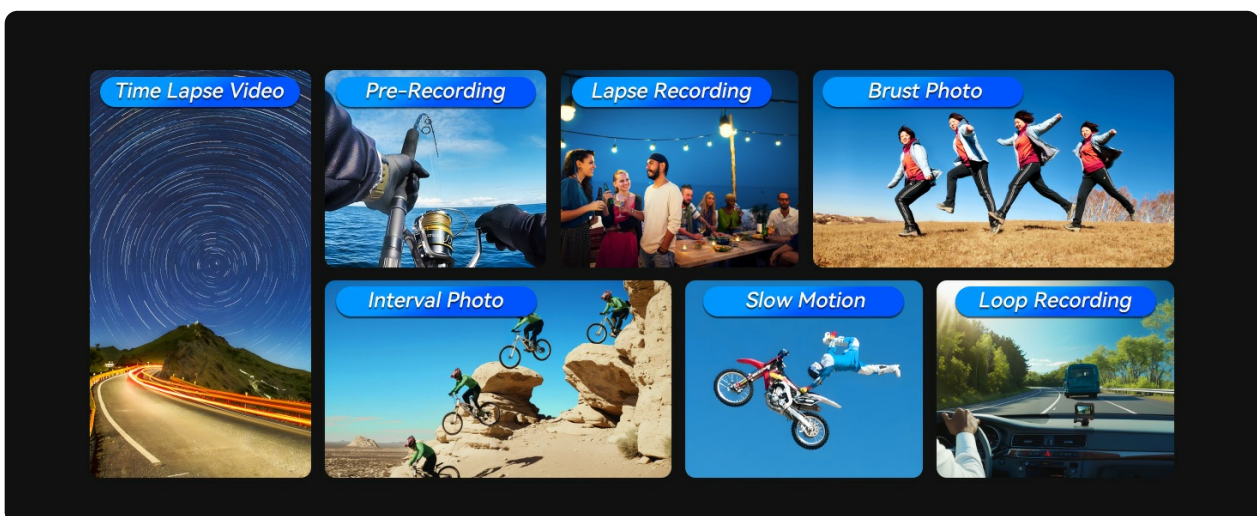


Figure 7: The SJCAM SJ20 offers seven versatile shooting modes including Time Lapse Video, Pre-Recording, and Slow Motion.

3.4 Image Stabilization

The SJ20 features a 6-axis gyroscope and EIS (Electronic Image Stabilization) for smooth and stable footage, even during dynamic activities.

DUAL STABILIZATION TECHNOLOGY

Six-axis gyroscope + EIS image stabilization

Use high-precision sensors and signal processing technology to correct object offset and jitter, making the shooting smooth and smooth

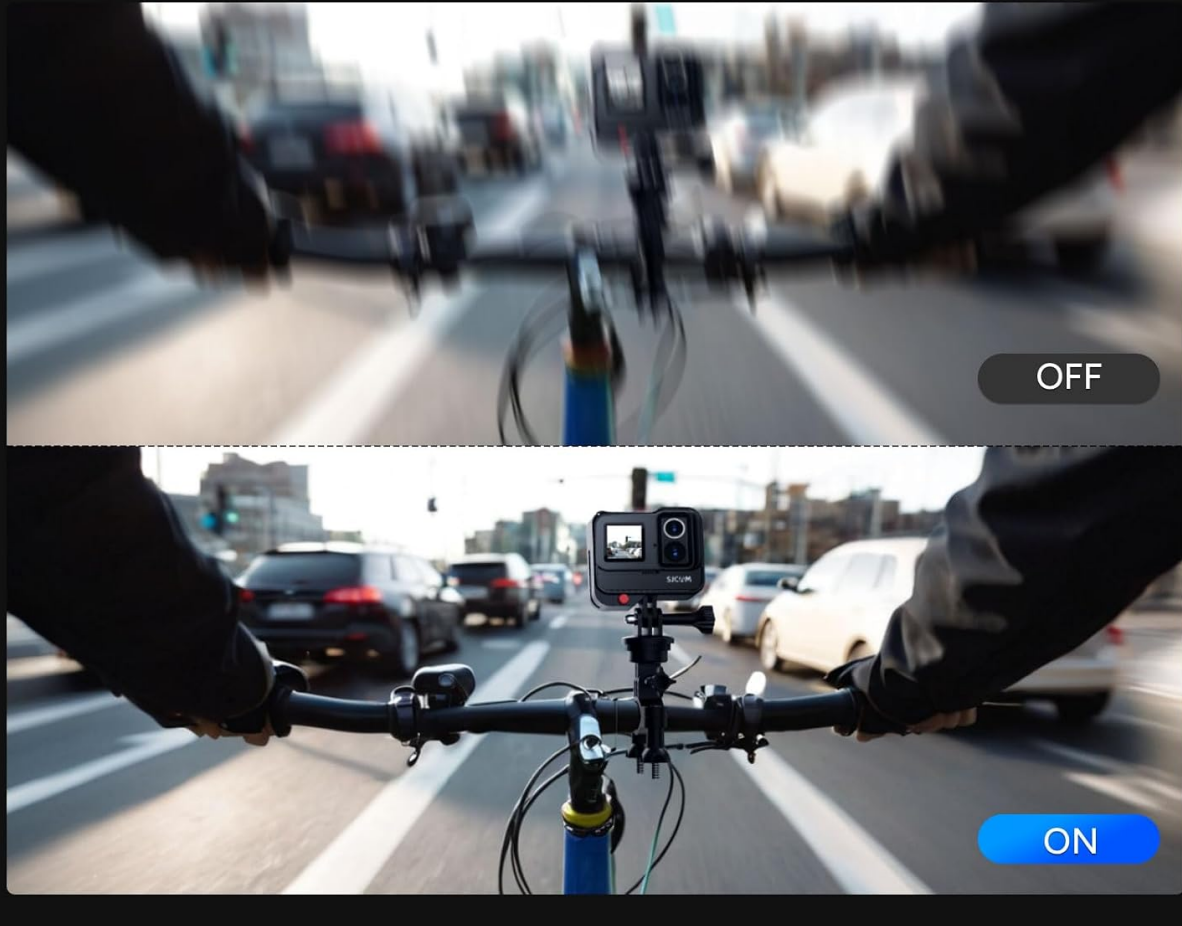


Figure 8: Dual Stabilization System (6-axis gyroscope + EIS) ensures smooth video output even on bumpy roads.

Video 4: A demonstration of the SJCAM SJ20's effective stabilization feature in action.

3.5 Waterproof Functionality

The SJ20 is waterproof up to 131ft (40 meters) with its professional underwater waterproof mode, allowing for clear and detailed underwater captures.

UNDERWATER CAMERA WATERPROOF

Waterproof to a depth of 40 meters, the 20MP + HDR + professional diving mode can capture more underwater details, thereby presenting a clearer and more delicate picture.



Figure 9: The SJCAM SJ20 is waterproof to a depth of 40 meters, capturing clear underwater details.

3.6 Additional Features

- **Dash Cam Mode:** Connect to a car cigarette lighter for automatic recording when power is on/off.
- **Webcam for Streaming:** Use the USB-C interface to connect as a 1080P webcam or for live streaming via the SJCAM APP.
- **Noise Reduction:** Provides clear and clean audio, ideal for recording rides by reducing wind noise.
- **Wrist Remote Control:** For convenient hands-free control of the camera.

4. MAINTENANCE

4.1 Cleaning and Storage

- Use the provided cleaning cloth to gently wipe the lenses and screens.

- Avoid using harsh chemicals or abrasive materials.
- Store the camera in a cool, dry place away from direct sunlight and extreme temperatures. The working temperature range is -10°C to 45°C.

4.2 Battery Care

- Fully charge batteries before extended storage.
- Avoid exposing batteries to extreme heat or cold.
- If the camera will not be used for a long period, remove the external battery.

5. TROUBLESHOOTING

5.1 Cannot Connect to SJCAM APP

If you encounter issues connecting your camera to the SJCAM APP via WiFi, follow these steps:

1. Open your phone's WiFi settings to check if the camera's WiFi network can be found.
2. Ensure the following permissions are enabled for the SJCAM APP: Network permission, local network permission, location permission, and GPS.
3. Remove the camera's WiFi network from your phone's WiFi settings and scan the QR code again to reconnect.

5.2 Poor Audio Quality

Some users have reported muffled or muted audio. While the camera has a noise reduction mode, external factors can still affect audio quality. Ensure the microphone is not obstructed. For optimal audio, especially in windy conditions, ensure noise reduction is enabled.

5.3 Low Light Performance Expectations

The SJ20 features a dedicated Night lens for improved low-light performance. However, it is important to note that this lens enhances brightness in low-light conditions but does not provide true infrared night vision. Some ambient light is still required for optimal results.

6. SPECIFICATIONS

Feature	Detail
Product Dimensions	1.18 x 2.78 x 2.17 inches
Item Weight	1.32 pounds

Manufacturer	SJCAM
Item Model Number	SJ162800
Batteries	1 Lithium Ion batteries required (included)
Waterproof Depth	Up to 131ft (40 meters) with waterproof housing
Video Resolution	4K@30fps, 2K@60fps, 1080P@120fps, 720P@120fps
Image Resolution	Up to 20MP
Stabilization	6-axis Gyroscope + EIS
Connectivity	2.4G/5G WiFi, USB-C

7. WHAT'S IN THE BOX

The SJCAM SJ20 Action Camera package includes:

- SJ20 Camera Body
- External Battery (1050mAh)
- Waterproof Case
- Frame Mounts (2 types)
- Base Mount
- Curved Mount/Flat Mount
- Thumb Screw
- USB Cable
- Cleaning Cloth
- Instruction Manual
- Noise Reduction Sponge
- GoPro Mounts & Accessories
- 32GB Memory Card
- SJCAM Stickers



Figure 10: All components included in the SJCAM SJ20 Dual Lens Action Camera package.