

## ScreenBeam SBWD960A

# ScreenBeam 960 Wireless Display Receiver User Manual

Model: SBWD960A

## 1. INTRODUCTION

The ScreenBeam 960 Wireless Display Receiver is designed to provide a seamless and efficient wireless presentation experience in professional environments such as meeting rooms, classrooms, and collaborative workspaces. It enables native screen mirroring from a wide range of devices, eliminating the need for cables, adapters, or additional software.

This receiver supports Miracast for Windows and Android devices, and wireless display for Apple devices (macOS/iOS), ensuring broad compatibility. Its features include extended desktop mode, support for interactive touch displays, and integration with the Central Management System (CMS) for enterprise-level manageability and security.



Image 1.1: The ScreenBeam 960 Wireless Display Receiver, a compact black device with a central ScreenBeam logo and a green indicator light.

## 2. WHAT'S IN THE BOX

Upon opening the package, please verify that all the following components are included:

- ScreenBeam 960 Receiver Unit
- Quick Start Guide and Regulatory Documents
- Power Supply
- HDMI Cable

# WHAT'S IN THE BOX?



### ScreenBeam 960 Receiver

### Quick Start Guide and Regulatory Documents

### Power supply

### HDMI cable



**ScreenBeam®**

Image 2.1: Visual representation of the ScreenBeam 960 package contents, including the receiver, power supply, HDMI cable, and documentation. Below it, a detailed diagram highlights the device's ports: USB Port, Audio Out, VGA-in, VGA-out, Ethernet Port, HDMI Port, Power, and Factory Reset button.

## 3. SETUP GUIDE

### 3.1 Physical Connection

1. **Connect to Display:** Connect one end of the provided HDMI cable to the HDMI OUT port on the ScreenBeam 960 receiver and the other end to an available HDMI input on your display or projector. If using VGA, connect a VGA cable to the VGA-out port.
2. **Connect Power:** Plug the power supply into the DC IN port on the receiver, then plug the power adapter into a wall outlet. The device will power on automatically.
3. **(Optional) Ethernet Connection:** For network-based wireless display or CMS management, connect an Ethernet cable from your network router/switch to the Ethernet port on the receiver.
4. **(Optional) USB Connection:** If using an interactive touch display, connect a USB cable from the display's USB port to the USB port on the ScreenBeam 960.
5. **(Optional) Audio Out:** If separate audio output is desired, connect an audio cable from the Audio Out port to an external audio system.

### 3.2 Initial Configuration

Once powered on, the ScreenBeam 960 will display a welcome screen on the connected display. This screen will provide instructions for connecting your device, including the network name (SSID) and password if applicable. For advanced configuration, including network settings and CMS integration, refer to the Central Management System section.

## 4. OPERATING INSTRUCTIONS

### 4.1 Connecting Your Device

The ScreenBeam 960 supports native wireless display technologies, meaning no additional apps or dongles are required for most devices.

- **Windows Devices (Miracast):** On your Windows 10/11 device, press **Windows key + K** or navigate to **Settings > System > Display > Connect to a wireless display** Select the ScreenBeam 960 from the list of available devices.
- **Android Devices (Miracast):** On most Android devices (Android 7 and later), look for a 'Cast', 'Screen Mirroring', 'Smart View', or 'Wireless Display' option in your quick settings or display settings. Select the ScreenBeam 960.
- **Apple Devices (macOS/iOS - Wireless Display over Network):** Ensure your Apple device (macOS 12 and later, iOS 12 and later) is connected to the same network as the ScreenBeam 960. Use the AirPlay icon (for iOS) or Screen Mirroring option (for macOS) in Control Center or System Preferences to select the ScreenBeam 960.

# ENJOY HASSLE-FREE WIRELESS CONNECTIONS TO DISPLAYS AND PROJECTORS

## Compatible OS/Devices

### Miracast P2P Wireless Display

Requires Certified Devices  
with Either:  
Windows 11/10 22H2 (and later)  
Android 7 (and later)

### Wireless Display over Network

Requires Devices with Either:  
Windows 11/10 22H2 (and later)  
macOS 12 (and later)  
iOS 12 (and later)

### Language Support

English	Simplified Chinese	Dutch	Italian
French	Traditional Chinese	Korean	Russian
Japanese	German	Spanish	

**ScreenBeam®**

Image 4.1: A chart detailing the compatible operating systems and devices for the ScreenBeam 960, distinguishing between Miracast P2P Wireless Display (Windows 11/10 22H2+, Android 7+) and Wireless Display over Network (Windows 11/10 22H2+, macOS 12+, iOS 12+).

## 4.2 Display Modes

- **Mirrored Display:** Your device's screen content is duplicated on the connected display.
- **Extended Desktop Mode:** Allows you to use the connected display as an extension of your device's desktop, enabling multitasking while presenting. This mode is particularly useful for managing different content across your notebook, desktop, or tablet.

## 4.3 Seamless Switching and Collaboration

The ScreenBeam 960 facilitates quick transitions between presenters without interruptions. Multiple users can connect to the same receiver, allowing for effortless content sharing and collaboration. With interactive touch display support, users can share, control, and mark up content directly on the front-of-room display.



# EXPERIENCE SEAMLESS CONNECTIVITY

## Anyone Can Connect!

Say goodbye to setup hassles and hello to effortless meetings and smooth presenter transitions. No cables, apps or buttons needed!



Image 4.2: A group of professionals in a modern meeting room, with one person presenting wirelessly to a large screen using the ScreenBeam 960, illustrating effortless meetings and smooth presenter transitions.

# UNLIMITED USERS. ANY CONTENT. ANY DEVICE. ANY OPERATING SYSTEM ON THE SAME WIFI

**Drive Content Anywhere in the Room and Collaborate Effortlessly**  
Our Secure, high-performance, network-efficient peer-to-peer streaming technology eliminates the need for cables and adapters.



Image 4.3: An illustration emphasizing that the ScreenBeam 960 supports unlimited users, any content, any device, and any operating system on the same Wi-Fi network, promoting effortless collaboration.

## 5. CENTRAL MANAGEMENT SYSTEM (CMS)

The ScreenBeam 960 includes a free perpetual license for the Central Management System (CMS) software. CMS provides IT departments with enterprise-class security and manageability for ScreenBeam receivers within their network.

### 5.1 CMS Capabilities

- Deploy and manage multiple devices remotely.
- Configure and group devices.
- Customize and apply policies.
- Push firmware updates.
- Rename receivers.

- Manage display ports.
- Change PIN pairing password.

CMS can also run in a stand-alone unmanaged mode for plug-and-play use in smaller deployments.

# INCLUDES CENTRAL MANAGEMENT SYSTEM (CMS) SOFTWARE

with a Free Perpetual License

## CMS allows IT to:

- Deploy and manage multiple devices
- Remotely configure and group devices
- Customize and apply policies
- Push firmware updates

## Free local management console for easy setup

- Rename receivers
- Manage display ports
- Change PIN pairing password

**Provides enterprise-class  
security, manageability,  
and scalability**

**Can run in stand-alone  
unmanaged mode for  
plug & play use**

**ScreenBeam®**

Image 5.1: A visual summary of the Central Management System (CMS) software included with ScreenBeam, highlighting its capabilities for IT to deploy, manage, configure, and update receivers, and its ability to run in stand-alone mode.

## 6. TROUBLESHOOTING

If you encounter issues with your ScreenBeam 960, try the following troubleshooting steps:

- **No Display Output:**
  - Ensure the receiver is properly powered on and the power indicator light is active.
  - Verify that the HDMI/VGA cable is securely connected to both the receiver and the display.



- Check that the display is set to the correct input source (e.g., HDMI 1, VGA).
- Try a different HDMI/VGA cable or display.

- **Unable to Connect Device:**

- Ensure your device's wireless display feature is enabled and actively searching.
- For Apple devices, confirm both the device and the ScreenBeam 960 are on the same Wi-Fi network.
- Restart both your source device and the ScreenBeam 960 receiver. You can restart the receiver by unplugging and re-plugging the power cable.
- Check for any firewall or network security settings that might be blocking the connection.
- Ensure your device's operating system is up to date.

- **Poor Performance (Lag, Disconnections):**

- Reduce the distance between your source device and the ScreenBeam 960.
- Minimize interference from other wireless devices (e.g., cordless phones, microwaves).
- Ensure the ScreenBeam 960 has adequate ventilation to prevent overheating.
- If using Wireless Display over Network, ensure your Wi-Fi network has sufficient bandwidth and signal strength.

- **Factory Reset:** If issues persist, a factory reset can resolve many problems. Locate the 'Factory Reset' button (often a small pinhole) on the receiver (refer to Image 2.1 for location). Use a paperclip to press and hold the button for approximately 10 seconds until the device restarts. This will revert all settings to their default values.

## 7. SPECIFICATIONS

<b>Product Dimensions</b>	1 x 6.6 x 6.6 inches
<b>Item Weight</b>	10.4 ounces (0.65 Pounds)
<b>Model Number</b>	SBWD960A
<b>Brand</b>	ScreenBeam
<b>Hardware Interface</b>	USB, HDMI
<b>Color</b>	Black
<b>Compatible Devices</b>	Wireless Display (Windows, Android, Apple)
<b>Data Link Protocol</b>	USB
<b>Supported Resolution</b>	Up to 1080p30 HD
<b>Audio Support</b>	5.1 audio
<b>First Available Date</b>	August 23, 2016



## 8. MAINTENANCE

To ensure optimal performance and longevity of your ScreenBeam 960 receiver, follow these maintenance guidelines:

- **Cleaning:** Use a soft, dry cloth to clean the exterior of the device. Do not use liquid cleaners or aerosols.
- **Ventilation:** Ensure the device is placed in a location with adequate airflow to prevent overheating. Do not block ventilation openings.
- **Firmware Updates:** Regularly check for and apply firmware updates through the Central Management System (CMS) to ensure the device has the latest features, performance improvements, and security patches.
- **Storage:** When not in use for extended periods, store the device in a cool, dry place away from direct sunlight and extreme temperatures.

## 9. WARRANTY AND SUPPORT

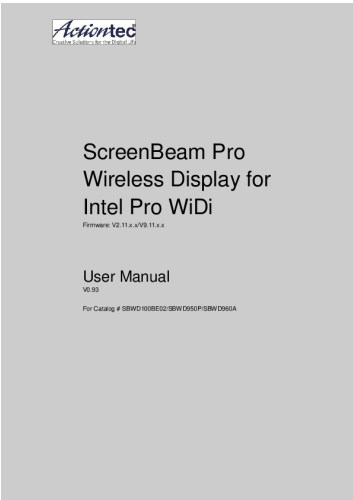
For information regarding the product warranty, please refer to the warranty card included in your product packaging or visit the official ScreenBeam website. Technical support and additional resources, including detailed user guides and FAQs, are available through the ScreenBeam support portal.

**Online Resources:**

- Official ScreenBeam Website: [www.screenbeam.com](http://www.screenbeam.com)
- User Guide (PDF): [Download User Guide](#)

© 2024 ScreenBeam. All rights reserved.


Documents - ScreenBeam – SBWD960A



[\[pdf\]](#) User Manual Instructions Catalog

ScreenBeam 960A User Manual ENG FCC actiontec Actiontec Electronics Inc SBWD960A 960 LNQSBWD960A sbwd960a

ScreenBeam Pro Wireless Display for Intel Pro WiDi Firmware: V2.11.x.x/V9.11.x.x User Manual V0.93 For Catalog # SBWD100BE02/SBWD950P/**SBWD960A** Warning This device complies with part 15 of the FCC Rules. Operation is subject to the condition that this device does not cause harmful interference 1 ... lang:en score:43 filesize: 1.52 M page\_count: 75 document date: 2016-07-15




## [\[pdf\]](#) Quick Start Guide Instructions Documentation Guide Flyer Release Notes Catalog

screenbeam 960 ncs quick start guide 2018 10

ScreenBeam 960 Wireless Display Receiver Quick Setup Guide Catalog Number: **SBWD960A** This Quick Setup Guide provides step-by-step instructions on how to setup and configure ScreenBeam wireless display receiver for deployment. After completing the steps described in this Guide, you will be able to pla...

lang:en **score:43** filesize: 167.96 K page\_count: 2 document date: 2016-08-03




## [\[pdf\]](#) Guide

Microsoft Word SBCMS 2 6 User Guide Version 1 docx sla Screenbeam CMS screenbeam 2018 10

Central Management System 2.6 User Guide Document and Software Copyrights This Actiontec Document ... ent System Page 32 Section 2 Setting up Receivers For receivers of hardware model #SBWD950A or #**SBWD960A** , they can connect to the LAN or Wireless LAN network directly for CMS. For receivers of ha...

lang:en **score:37** filesize: 13.19 M page\_count: 148 document date: 2018-05-08



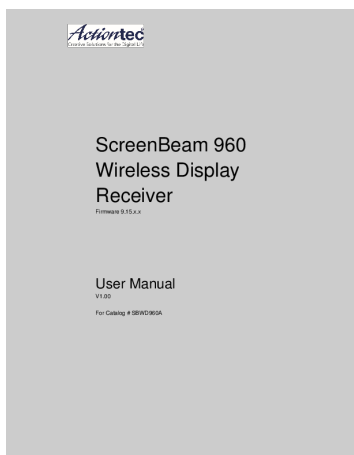
## [\[pdf\]](#) Test Report

Microsoft Word Test report FCC Part 15B docx ntek096 EMC Report Actiontec Electronics Inc

SBWD960A ScreenBeam 960 LNQSBWD960A sbwd960a

FCC Test Report FCC ID:LNQ**SBWD960A** Product: ScreenBeam 960 Trade Name: Actiontec Model Number: **SBWD960A** Serial Model: N/A Report No.: NTEK-2016NT06206619F4 Prepared for Actiontec Electronics Inc 760 North Mary Ave.,Sunnyvale, CA 94086,United States Prepared by Shenzhen NTEK Testing Technology Co., ...

lang:en **score:37** filesize: 1.67 M page\_count: 38 document date: 2016-09-05



## [\[pdf\]](#) User Manual Quick Start Guide Documentation Catalog

Microsoft Word SB960 UM v1 0 sla ScreenBeam 960 Wireless Display Receiver AC Power Adapter 1 ○

Product documentation 2 Meeting This manual is applicable to the following catalog s SBWD960A

ZTPSBWD960A 4 kookaburra au documents

ScreenBeam 960 Wireless Display Receiver Firmware 9.15.x.x User Manual V1.00

For Catalog # **SBWD960A** Table of Contents Part I. Getting

Started.....1

1.1. Contents in the Box.....

lang:en **score:37** filesize: 3.66 M page\_count: 63 document date: 2017-02-07



[\[pdf\]](#) User Manual Quick Start Guide Catalog

Microsoft Word SB 960 User Manual en v0 08 sla ScreenBeam Wireless Display Receiver TheNextShop  
Jan 5 2022 — V0 Setting up Network Information on TV Screen This manual is applicable to the following  
catalog s o SBWD960A screenbeam handleiding thenextshop nl resize 10076263188083 |||

ScreenBeam 960 Wireless Display Receiver Firmware 9.15.44.0 User Manual V0.08  
For Catalog # **SBWD960A** Table of Contents Part I Getting  
Started.....1

1.1 Contents in the Box.....

lang:en score:37 filesize: 10.92 M page\_count: 106 document date: 2020-06-13

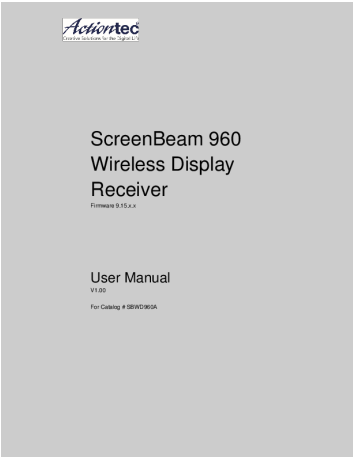


[\[pdf\]](#) Declaration of Conformity Test Report

Microsoft Word BLE Report for FCC ID doc ntek096 RF Test Actiontec Electronics Inc SBWD960A  
ScreenBeam 960 LNQSBWD960A sbwd960a

RADIO TEST REPORT FCC ID: LNQ**SBWD960A** Product: ScreenBeam 960 Trade  
Name: Actiontec Model No.: **SBWD960A** Serial Model: N/A Report No.: NTEK-  
2016NT06206619F3 Issue Date: 11 Aug. 2016 Prepared for Actiontec Electronics Inc  
760 North Mary Ave.,Sunnyvale, CA 94086,United States Prepared by NTEK  
TESTING ...

lang:i-klngon score:36 filesize: 625.14 K page\_count: 46 document date: 2016-09-05



[\[pdf\]](#) User Manual Quick Start Guide Catalog

Microsoft Word SB960 UM v1 0 sla ScreenBeam 960 Wireless Display Receiver screenbeam user  
manual 2018 10

ScreenBeam 960 Wireless Display Receiver Firmware 9.15.x.x User Manual V1.00  
For Catalog # **SBWD960A** Table of Contents Part I. Getting  
Started.....1

1.1. Contents in the Box.....

lang:en score:36 filesize: 3.77 M page\_count: 63 document date: 2016-09-09



**RADIO TEST REPORT**  
**FCC ID: LNQSBWD960A**

Product: ScreenBeam 960  
Trade Name: Actiontec  
Model No.: SBWD960A  
Serial Model: N/A  
Report No.: NTEK-2016NT06206619F1  
Issue Date: 11 Aug. 2016

Prepared for  
Actiontec Electronics Inc  
760 North Mary Ave., Sunnyvale, CA 94086, United States

Prepared by  
NTEK TESTING TECHNOLOGY CO., LTD.  
1/F, Building E, Fenda Science Park, Sanwei Community,  
Xixiang Street, Bao'an District, Shenzhen, P.R. China  
Tel.: +86-0755-61156599 Fax: +86-0755-61156599  
Website: www.ntek.org.cn

[\[pdf\]](#) Test Report

Microsoft Word Wifi Report for FCC ID ntek138 RF Test wifi Actiontec Electronics Inc SBWD960A

ScreenBeam 960 LNQSBWD960A sbwd960a

**RADIO TEST REPORT FCC ID: LNQSBWD960A** Product: ScreenBeam 960 Trade Name: Actiontec Model No.: **SBWD960A** Serial Model: N/A Report No.: NTEK-2016NT06206619F1 Issue Date: 11 Aug. 2016 Prepared for Actiontec Electronics Inc 760 North Mary Ave., Sunnyvale, CA 94086, United States Prepared by NTEK TESTING T...

lang:i-klngon score:36 filesize: 4.01 M page\_count: 91 document date: 2016-09-05



**FCC RADIO TEST REPORT**  
**FCC ID: LNQSBWD960A**

Product: ScreenBeam 960  
Trade Name: Actiontec  
Model Name: SBWD960A  
Serial Model: N/A  
Report No.: NTEK-2016NT06206619F2

Prepared for  
Actiontec Electronics Inc  
760 North Mary Ave., Sunnyvale, CA 94086, United States

Prepared by  
Shenzhen NTEK Testing Technology Co., Ltd.  
1/F, Building E, Fenda Science Park, Sanwei Community, Xixiang Street,  
Bao'an District, Shenzhen P.R. China  
Tel.: +86-0755-61156599 Fax: +86-0755-61156599  
Website: www.ntek.org.cn

[\[pdf\]](#) Declaration of Conformity Test Report

Microsoft Word Test report FCC 407 WIFI doc ntek096 RF Report Actiontec Electronics Inc SBWD960A

ScreenBeam 960 LNQSBWD960A sbwd960a

**FCC RADIO TEST REPORT FCC ID: LNQSBWD960A** Product ScreenBeam 960 Trade Name Actiontec Model Name **SBWD960A** Serial Model N/A Report No. NTEK-2016NT06206619F2 Prepared for Actiontec Electronics Inc 760 North Mary Ave., Sunnyvale, CA 94086, United States Prepared by Shenzhen NTEK Testing Technology Co., Lt...

lang:en score:35 filesize: 5.53 M page\_count: 109 document date: 2016-09-05

**ScreenBeam CMS**  
**Enterprise Deployment**  
**Guide**

For CMS version 4.4.12.0

[\[pdf\]](#) Guide

Screenbeam CMS V4 Deployment Guide 12 Microsoft Larry Download Support Info ScreenBeam

SBCMSE DeploymentGuide 4 dwln screenbeam resource cmse docs |||

ScreenBeam CMS Enterprise Deployment Guide For CMS version 4.4.12.0

Document and Software Copyright ... s are provided below. 3.1 Connecting ScreenBeam Receivers to Network CMS supports ScreenBeam models **SBWD960A**, SBWD960B SBWD1000EDU, SBWD1000EDU Gen2, SBWD1100, SBWD1100F, and SBWD1100P. These receiver...

lang:en score:35 filesize: 43.21 M page\_count: 164 document date: 2024-05-16



ScreenBeam CMS  
Enterprise Deployment  
Guide

For CMS version 4.3

[\[pdf\]](#) Guide

Microsoft Word Screenbeam CMS Enterprise 4 3 6 Deployment Guide docx p0d66 ScreenBeam customersupport screenbeam hc en us article attachments 4403994626829 |||

ScreenBeam CMS Enterprise Deployment Guide For CMS version 4.3 Document and Software Copyrights Th ... ided below. 3.1 Connecting ScreenBeam Receivers to Network CMS supports ScreenBeam models SBWD950A, **SBWD960A**, SBWD960B SBWD1000EDU, SBWD1100, and SBWD1100P. These receivers provide both LAN and WLAN c...

lang:en **score:35** filesize: 10.44 M page\_count: 150 document date: 2021-06-24

ScreenBeam CMS  
Enterprise Deployment  
Guide

For CMS version 4.11.0

[ScreenBeam CMS Enterprise Deployment Guide | Setup and Management](#)

Comprehensive guide for deploying, configuring, and managing ScreenBeam CMS Enterprise software and ScreenBeam receivers. Covers system requirements, installation, user management, receiver provisioning, and advanced features for IT professionals.

lang:en **score:34** filesize: 39.69 M page\_count: 176 document date: 2025-08-05

ScreenBeam 960  
Wireless Display  
Receiver

Firmware 9.15.49.x

User Manual  
V1.1

For Catalog # SBWD960

[\[pdf\]](#) User Manual Quick Start Guide Catalog

Microsoft Word SB 960 User Manual en v1 1 docx Scott La ScreenBeam Network Media Streaming Adapter SBWD960A INT user manual 3 7 MBmmo 100737239 1752663027 5166 3442223objects icecat biz objects mmo 3442223 |||

ScreenBeam 960 Wireless Display Receiver Firmware 9.15.49.x User Manual V1.1 For Catalog # SBWD960 ... ct documentation 1.2 Meeting ScreenBeam 960 This manual is applicable to the following catalog #s: **SBWD960A** 1.2.1 ScreenBeam 960 ETHERNET, for connecting to ScreenBeam Central Management System via ...

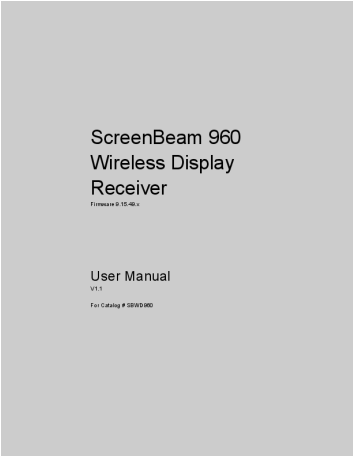
lang:en **score:34** filesize: 3.66 M page\_count: 110 document date: 2025-04-17



[pdf] User Manual

Microsoft Word SB 1100 User Manual v1 0 docx kyoh@actiontec 960 1 Basic JP KY20200522  
screenbeam ja sites 2 2020 06


ScreenBeam 960 V1.0 : SBWD960 I .....  
https://support.screenbeam.com/960/ 1.1 ScreenBeam 9601 HDMI1 AC1 QSG 1.2  
ScreenBeam 960 **SBWD960A** 1.2.1 ScreenBeam 960 1 CMS/LMI ETHERNET  
HDTV/HDMIHDMI HDMI OUT POWER RESET LED AUDI...  
lang:de score:33 filesize: 1.43 M page\_count: 26 document date: 2020-06-03



[pdf] User Manual Quick Start Guide Catalog


Microsoft Word SB 960 User Manual en v1 1 docx Scott La ScreenBeam SBWD960A wireless display  
adapter HDMI USB Full HD Desktop 0948 0129 200 user manual 3 7 MB mmo 132794786 1750915282  
1978 254424 objects icecat biz |||

ScreenBeam 960 Wireless Display Receiver Firmware 9.15.49.x User Manual V1.1  
For Catalog # SBWD960 ... ct documentation 1.2 Meeting ScreenBeam 960 This  
manual is applicable to the following catalog #s: **SBWD960A** 1.2.1 ScreenBeam 960  
ETHERNET, for connecting to ScreenBeam Central Management System via ...  
lang:en score:33 filesize: 3.66 M page\_count: 110 document date: 2025-04-17



[pdf] User Manual Quick Start Guide Installation Guide Instructions Frequently Asked Questions Troubleshooting Guide Documentation Guide Release Notes

Untitled ScreenBeam Network Media Streaming Adapter SBWD960A INT user manual 132 KBmmo  
100737239 1752663027 5444 3442223objects icecat biz objects mmo 3442223 |||  
quick start guide ScreenBeam 960 ScreenBeam 960 Wireless Display Receiver Quick  
Start Guide This Quick Start Guide provides the instructions on how to install  
ScreenBeam 960 receiver, connect client devices, and setup for deployment. Refer to  
the support website for the full deployment guide, ...  
lang:en score:31 filesize: 132.09 K page\_count: 8 document date: 2025-04-17



[pdf] Decleration of Conformity Agent Authorization

Microsoft Word SCS F18 Product Certification Representative Auth Letter Ver 5 0 doc ntek096  
Authorization Actiontec Electronics Inc SBWD960A ScreenBeam 960 LNQSBWD960A sbwd960a  
Tel: 408-526-1188 Fax: 408-526-1088 Email: TCB siemic.com 775 Montague  
Expressway Milpitas, CA 9503 ... Certification Body for certifying for the following  
project s : Product: ScreenBeam 960 FCC ID: LNQ**SBWD960A** Model Name:  
**SBWD960A** Trade mark: Actiontec Sincerely, Signature Angela Yao/Program  
Manage...  
lang:en score:31 filesize: 47.35 K page\_count: 2 document date: 2016-09-05

[\[pdf\]](#) Datasheet Catalog

Interactive Digital Whiteboard ScreenBeam Datasheet Touch90 screenbeam 2018 02

Interactive Digital Whiteboard with Wireless Display Interactive Digital Whiteboard  
with Wireless Display Catalog Numbers SBTC90KIT ScreenBeam Touch 90  
Interactive1 Whiteboard and ScreenBeam 960 SBTC90W ScreenBeam Touch 90  
Whiteboard **SBWD960A** ScreenBeam 960 Overview The ScreenBeam Touch 90 is  
high...

lang:en score:30 filesize: 301.84 K page\_count: 2 document date: 2017-08-18

[\[pdf\]](#) Datasheet Catalog

ScreenBeam 960 industry Leader wireless display is the only solution that truly enables commercial deployment of secured and IT manageable Actiontec Datasheet ScreenBeam960 41 screenbeam 2019 07 |||

data sheet ScreenBeamTM 960 ScreenBeam 960 Business-grade wireless display receiver Without apps ... om displays, projectors, control systems, and Skype Room systems via HDMI and USB. CATALOG NUMBERS **SBWD960A** ScreenBeam 960 Wireless Display Receiver with 10/100 Mbps Ethernet SBWD960B ScreenBeam 96... lang:en score:29 filesize: 210.85 K page\_count: 2 document date: 2019-07-17

[\[pdf\]](#) Datasheet Catalog

ScreenBeam 960 industry Leader wireless display is the only solution that truly enables commercial deployment of secured and IT manageable Actiontec Datasheet ScreenBeam960 42 screenbeam 2019 07 |||

data sheet ScreenBeamTM 960 ScreenBeam 960 Business-grade wireless display receiver Without apps ... om displays, projectors, control systems, and Skype Room systems via HDMI and USB. CATALOG NUMBERS **SBWD960A** ScreenBeam 960 Wireless Display Receiver with 10/100 Mbps Ethernet SB960MOUNT ScreenBeam ... lang:en score:29 filesize: 210.78 K page\_count: 2 document date: 2019-07-23

[\[pdf\]](#) [User Manual](#) [Quick Start Guide](#) [Installation Guide](#) [Instructions](#) [Frequently Asked Questions](#) [Troubleshooting Guide](#) [Documentation Guide](#) [Release Notes](#)

Untitled ScreenBeam 960 SBWD960A wireless display adapter HDMI USB Full HD Desktop 0948 0128  
000 user manual 132 KB mmo 132794784 1750915269 6255 94169 objects icecat biz |||

quick start guide ScreenBeam 960 ScreenBeam 960 Wireless Display Receiver Quick Start Guide This Quick Start Guide provides the instructions on how to install ScreenBeam 960 receiver, connect client devices, and setup for deployment. Refer to the support website for the full deployment guide, ...

lang:en score:29 filesize: 132.09 K page count: 8 document date: 2025-04-17



**data sheet**



**ScreenBeam**



**1600**



# ScreenBeam 960

## Enterprise-grade wireless display receiver

Without apps, cables or adapters, ScreenBeam 960 delivers native screen mirroring on Windows, Apple and Android devices to save you the same trouble-free, easy-to-connect experience in any room.

ScreenBeam eliminates the constraints of cables and adapters so users can connect from anywhere in the room and seamlessly collaborate. Extended desktops minimize device use for the entire team while presenting, and support for interactive touch displays and wireless collaboration to the best of room-digital.

Teachers use ScreenBeam to improve student comprehension and engagement, and independent, business managers, and many others use it every day. So do they also more effectively. Whether you're in a classroom, boardroom, or meeting room, ScreenBeam easily connects to room displays, projectors, control systems, and Single Room systems via HDMI and USB.



**Every ScreenBeam 960 includes Central Management System (CMS) software for remote management of multiple rooms, user data and security.**

**✓ LMS Mode**

### Key Features

- ✓ Native wireless screen mirroring maps any app or wire
- ✓ Trouble-free presenting from anywhere in the room
- ✓ Collaborate wirelessly with interactive touch display support
- ✓ Share any form of content, video, images, slides, etc.
- ✓ Get meetings started quickly, switch presentations seamlessly

- ✓ Extended desktop maintains use of device for other users
- ✓ Take advantage of multi-point connectivity and high-quality audio
- ✓ Designed for commercial installation and dense wireless environments
- ✓ Same easy-to-connect experience in every room means minimal training
- ✓ Connects to displays, projectors, control systems, and SingleRoom systems via HDMI and USB

[illegible][illegible]

[\[pdf\]](#) Datasheet Catalog

ScreenBeam 960 31 gen 2019 — Teachers use to improve student comprehension and engagement  
salespeople business managers many others it every day do their Actiontec Datasheet ScreenBeam960

38 screenbeam 01 |||

data sheet ScreenBeam™ 960 ScreenBeam 960 Enterprise-grade wireless display receiver Without ap ... om displays, projectors, control systems, and Skype Room systems via HDMI and USB. CATALOG NUMBERS **SBWD960A** ScreenBeam 960 Wireless Display Receiver with 10/100 Mbps Ethernet SBWD960B ScreenBeam 96... lang:en score:29 filesize: 210.9 K page\_count: 2 document date: 2019-01-15

[\[pdf\]](#) Datasheet

ScreenBeam 960 960Datasheet CHS v8 20181108 screenbeam cn sites 10 2019 05

ScreenBeam™ 960 ScreenBeam 960 app ScreenBeam 960 Windows Apple Android  
ScreenBeam ScreenBeam ScreenBeam ScreenBeam HDMI USB Skype SBWD 960  
**SBWD960A** ScreenBeam 960 ScreenBeam CMS ScreenBeam 960 CMS CMS  
HDMI USB Skype / Miracast P2P Windows 10 1607 Android ...

lang:it score:29 filesize: 290.01 K page\_count: 2 document date: 2018-11-08

[\[pdf\]](#)

Ramp to Revenue Add ScreenBeam Every Quote SalesTip AddToquote screenbeam 2018 05 |||

salestip Ramp to Revenue: Add ScreenBeam to Every Quote Soon every conference, meeting and classro ... t Version SBWD750W ScreenBeam 750 Wireless Display Receiver with ScreenBeam CMS, Wireless Version **SBWD960A** ScreenBeam 960 Wireless Display Receiver with ScreenBeam CMS IndustryLeader ScreenBeam wi...

lang:en score:29 filesize: 155.54 K page\_count: 1 document date: 2016-10-18



product announcement

ScreenBeam

ScreenBeam™ 750 and 960  
Wireless Display Solutions

Activate bundled two new ScreenBeam wireless display products. The ScreenBeam 750 and ScreenBeam 960 combine cutting-edge wireless technology and support robust security and interoperability that IT departments need.

ScreenBeam wireless display receivers plug in to displays or projectors and easily connect to a wireless device, increasing productivity and collaboration while cutting down on conference set-up time. Both come complete with the ScreenBeam Central Management System (CMS) for IT remote management.

Take advantage of this technology shift and make your display and projector a complete solution enabled with ScreenBeam wireless display. Contact your account manager today.

ScreenBeam 750  
Wireless display receiver for  
small-to-medium scale deployments

ScreenBeam 750

Wireless display receiver for small-to-medium scale deployments

ScreenBeam 750 is a wireless display receiver for education and business professionals who need wireless display connectivity to collaborate, create and communicate. Built for small-to-medium scale deployments, it comes complete with the ScreenBeam Central Management System (CMS) for IT remote management. There are two SKUs – one for ScreenBeam 750 for Windows, so be sure to check which version you require.

ScreenBeam 960  
Wireless display receiver for  
medium-to-large scale deployments

ScreenBeam 960

Wireless display receiver for medium-to-large scale deployments

ScreenBeam 960 is an enterprise-grade wireless display receiver for business professionals, school professors and educators who need wireless display connectivity to collaborate, create and communicate. Built for medium-to-large scale deployments, it comes complete with the ScreenBeam Central Management System (CMS) for IT remote management. This line of high-quality, high-performance receiver supports interactive touch display and is capable of providing ultra-high resolution.

ScreenBeam 750

Wireless display receiver for small-to-medium scale deployments

ScreenBeam 750 is a wireless display receiver for education and business professionals who need wireless display connectivity to collaborate, create and communicate. Built for small-to-medium scale deployments, it comes complete with the ScreenBeam Central Management System (CMS) for IT remote management. There are two SKUs – one for ScreenBeam 750 for Windows, so be sure to check which version you require.

ScreenBeam 960

Wireless display receiver for medium-to-large scale deployments

ScreenBeam 960 is an enterprise-grade wireless display receiver for business professionals, school professors and educators who need wireless display connectivity to collaborate, create and communicate. Built for medium-to-large scale deployments, it comes complete with the ScreenBeam Central Management System (CMS) for IT remote management. This line of high-quality, high-performance receiver supports interactive touch display and is capable of providing ultra-high resolution.

データシート

ScreenBeam | 960

ScreenBeam 960  
エンタープライズグレードのワイヤレスディスプレイ受信機

ScreenBeam 960は Windows、Apple、Android デバイスのネイティブ画面ミラーリング機能をサポートするため、アップリケーションと、ユーザーはどの装置でも同じトラブルのない、接続しやすいエクスペリエンスを楽しむことができます。

ScreenBeamはケーブルとアダプターの接続を排除するため、ユーザーは部屋どこからでもコンテンツを投影し、ワイヤレスでコラボレーションできます。拡張ディスプレイは、プロモーションや他のアプリケーションでデバイスの使用を可能にし、インタラクティブタッチディスプレイとワイヤレスディスプレイのサポートにより、ルームディスプレイの前面にコラボレーションをもたらします。

ScreenBeamはケーブルとアダプターの接続を排除するため、ユーザーは部屋どこからでもコンテンツを投影し、ワイヤレスでコラボレーションできます。拡張ディスプレイは、プロモーションや他のアプリケーションでデバイスの使用を可能にし、インタラクティブタッチディスプレイとワイヤレスディスプレイのサポートにより、ルームディスプレイの前面にコラボレーションをもたらします。

主な機能

・ネイティブワイヤレス画面ミラーリングにより、アップリは接続が不要

・部屋のどこからでもプレゼンテーションが可能

・インタラクティブなタッチディスプレイのサポートによりワイヤレスでコラボレーション

・ビデオ、画像、スライドなど、あらゆる形式のコンテンツを使用

・迅速な接続解除、ルームを効果的に解放

・拡張ディスプレイが他の操作のためのデバイスを使用を可能

・多彩な接続ポートとフルスクラムのオーグメント

・部屋および拡張ディスプレイを個別に設計

・どの装置でも接続操作が簡単、トレーニングも簡単

・ディスプレイ、プロジェクター、Step Roomシステムに HDMI 経由で簡単に接続

[pdf] Datasheet

ScreenBeam™ 750 and 960 Wireless Display Solutions screenbeam product announcement 20161021 2018 05

product announcement ScreenBeam™ 750 and 960 Wireless Display Solutions Actiontec launched two new ... 50 Wireless Display Receiver with ScreenBeam CMS, Wireless Version ScreenBeam 960 CATALOG NUMBER **SBWD960A** ScreenBeam 960 Wireless Display Receiver with ScreenBeam CMS ScreenBeam 960 Wireless displ...

lang:en score:29 filesize: 246.39 K page\_count: 1 document date: 2016-10-20

[pdf] Datasheet Catalog

ScreenBeam 960 2020 06 24 — SB960 en44 datasheet JP v1 2 20200410 screenbeam ja sites ScreenBeam 960 ScreenBeam 960 ScreenBeam 960 WindowsAppleAndroid ScreenBeam ScreenBeam CATALOG NUMBERS **SBWD960A** ScreenBeam 960 Wireless Display Receiver SB960MOUNT ScreenBeam 960 Mounting Kit ScreenBeam 960 CMS Skype Room HDMI OS/ Miracast P... lang:en score:28 filesize: 610.72 K page\_count: 2 document date: 2020-04-09

データシート

ScreenBeam | 960

ScreenBeam 960  
エンタープライズグレードのワイヤレスディスプレイ受信機

ScreenBeam 960は Windows、Apple、Android デバイスのネイティブ画面ミラーリング機能をサポートするため、アップリケーションと、ユーザーはどの装置でも同じトラブルのない、接続しやすいエクスペリエンスを楽しむことができます。

ScreenBeamはケーブルとアダプターの接続を排除するため、ユーザーは部屋どこからでもコンテンツを投影し、ワイヤレスでコラボレーションできます。拡張ディスプレイは、プロモーションや他のアプリケーションでデバイスの使用を可能にし、インタラクティブタッチディスプレイとワイヤレスディスプレイのサポートにより、ルームディスプレイの前面にコラボレーションをもたらします。

ScreenBeamはケーブルとアダプターの接続を排除するため、ユーザーは部屋どこからでもコンテンツを投影し、ワイヤレスでコラボレーションできます。拡張ディスプレイは、プロモーションや他のアプリケーションでデバイスの使用を可能にし、インタラクティブタッチディスプレイとワイヤレスディスプレイのサポートにより、ルームディスプレイの前面にコラボレーションをもたらします。

主な機能

・ネイティブワイヤレス画面ミラーリングにより、アップリは接続が不要

・部屋のどこからでもプレゼンテーションが可能

・インタラクティブなタッチディスプレイのサポートによりワイヤレスでコラボレーション

・ビデオ、画像、スライドなど、あらゆる形式のコンテンツを使用

・迅速な接続解除、ルームを効果的に解放

・拡張ディスプレイが他の操作のためのデバイスを使用を可能

・多彩な接続ポートとフルスクラムのオーグメント

・部屋および拡張ディスプレイを個別に設計

・どの装置でも接続操作が簡単、トレーニングも簡単

・ディスプレイ、プロジェクター、Step Roomシステムに HDMI 経由で簡単に接続

[pdf] Datasheet Catalog

Untitled ScreenBeam 960 SB960 en44 datasheet JP v2 20241031 screenbeam ja sites 2 2018 01 ||| ScreenBeam 960 ScreenBeam 960 ScreenBeam 960 WindowsAppleAndroid ScreenBeam ScreenBeam CATALOG NUMBERS **SBWD960A** ScreenBeam 960 Wireless Display Receiver SB960MOUNT ScreenBeam 960 Mounting Kit ScreenBeam 960 CMS Skype Room HDMI OS/ Miracast P2... lang:en score:28 filesize: 272.09 K page\_count: 2 document date: 2024-11-01

data sheet

ScreenBeam | 960

ScreenBeam 960

Business-grade wireless display receiver

Without apps, cables or adapters, ScreenBeam 960 delivers native screen mirroring on Windows, Apple and Android devices so users enjoy the same trouble-free, easy-to-connect experience in any room.

ScreenBeam eliminates the constraints of cables and adapters so users can share content from anywhere in the room and wirelessly collaborate. Extended desktop maintains device use for other actions while presenting, and support for interactive touch displays and wireless touch brings collaboration to the front of room display.

Teachers use ScreenBeam to improve student comprehension and engagement, and salespeople, business managers, and many others use it every day to do their jobs more effectively. Whether you need wireless display in the classroom or conference room, ScreenBeam easily connects to room displays, projectors, control systems, and Skype Room systems via HDMI and USB.



CATALOG NUMBERS

SB960MOUNT

ScreenBeam 960 Mounting Kit

SB960MOUNT

ScreenBeam 960 Mounting Kit

Every ScreenBeam 960 includes Control Management System (CMS) software for remote management of receivers to save time and money.

 Learn More

Key Features

- Native wireless screen mirroring means no apps or wires
- Trouble-free presenting from anywhere in the room
- Collaborate wirelessly with interactive touch display support
- Share any form of content, videos, images, slides, etc.
- Get meetings started quickly, switch presenters seamlessly

- Extended desktop maintains use of device for other actions
- Take advantage of multipoint connectivity and high-quality audio
- Designed for commercial applications and dense wireless environments
- Same easy-to-connect experience in every room means minimal training
- Connects to displays, projectors, control systems, and SkypeRoom systems via HDMI and USB

[pdf] Datasheet Catalog

ScreenBeam 960 Exertis LATAM screenbeam 2019 09 Datasheet 44 |||

data sheet ScreenBeam 960 ScreenBeam 960 Business-grade wireless display receiver Without apps, ... om displays, projectors, control systems, and Skype Room systems via HDMI and USB. CATALOG NUMBERS **SBWD960A** ScreenBeam 960 Wireless Display Receiver SB960MOUNT ScreenBeam 960 Mounting Kit Every Scr... lang:en score:28 filesize: 208.09 K page\_count: 2 document date: 2019-09-18

data sheet

ScreenBeam | 960

ScreenBeam 960

Wireless display receiver for small business and startups

ScreenBeam 960 wireless display receiver is designed with small businesses in mind, enabling hassle-free native screen mirroring from Windows, Android and Apple devices.

ScreenBeam 960 makes it easy to create an interactive digital workspace by connecting your device to the room display with a single click or touch. Presenters are unfettered to their content from anywhere in the room and wirelessly collaborate. Extended desktop allows presenters to run additional tasks and actions while presenting, while interactive touch displays and wireless touch enables presenters and viewers to interact in the front of room display.

Whether you need wireless display in a huddle space or conference room, ScreenBeam easily connects to room displays, projectors, control systems, and UC Room systems via HDMI and USB.



CATALOG NUMBERS

SB960MOUNT

ScreenBeam 960 Mounting Kit

SB960MOUNT

ScreenBeam 960 Mounting Kit

Every ScreenBeam 960 includes Control Management System (CMS) software for remote management of receivers to save time and money.

 Learn More

Key Features

- Native wireless screen mirroring means no apps or wires
- Trouble-free presenting from anywhere in the room
- Collaborate wirelessly with interactive touch display support
- Share any form of content, videos, images, slides, etc.
- Get meetings started quickly, switch presenters seamlessly

- Extended desktop maintains use of device for other actions
- Take advantage of multipoint connectivity and high-quality audio
- Designed for commercial applications and dense wireless environments
- Same easy-to-connect experience in every room means minimal training
- Connects to displays, projectors, control systems, and UC Room systems via HDMI and USB

[pdf] Datasheet Catalog

sb960 datasheet ScreenBeam 960 18 feb 2020 — screenbeam 02

data sheet ScreenBeam 960 ScreenBeam 960 Wireless display receiver for small business and startu ... room displays, projectors, control systems, and UC Room systems via HDMI and USB. CATALOG NUMBERS **SBWD960A** ScreenBeam 960 Wireless Display Receiver SB960MOUNT ScreenBeam 960 Mounting Kit Every Scr... lang:en score:28 filesize: 212.32 K page\_count: 2 document date: 2021-03-19

data sheet

ScreenBeam | 960

ScreenBeam 960

Business-grade wireless display receiver

Without apps, cables or adapters, ScreenBeam 960 delivers native screen mirroring on Windows, Apple and Android devices so users enjoy the same trouble-free, easy-to-connect experience in any room.

ScreenBeam eliminates the constraints of cables and adapters so users can share content from anywhere in the room and wirelessly collaborate. Extended desktop maintains device use for other actions while presenting, and support for interactive touch displays and wireless touch brings collaboration to the front of room display.

Teachers use ScreenBeam to improve student comprehension and engagement, and salespeople, business managers, and many others use it every day to do their jobs more effectively. Whether you need wireless display in the classroom or conference room, ScreenBeam easily connects to room displays, projectors, control systems, and Skype Room systems via HDMI and USB.



CATALOG NUMBERS

SB960MOUNT

ScreenBeam 960 Mounting Kit

SB960MOUNT

ScreenBeam 960 Mounting Kit

Every ScreenBeam 960 includes Control Management System (CMS) software for remote management of receivers to save time and money.

 Learn More

Key Features


- Native wireless screen mirroring means no apps or wires
- Trouble-free presenting from anywhere in the room
- Collaborate wirelessly with interactive touch display support
- Share any form of content, videos, images, slides, etc.
- Get meetings started quickly, switch presenters seamlessly

- Extended desktop maintains use of device for other actions
- Take advantage of multipoint connectivity and high-quality audio
- Designed for commercial applications and dense wireless environments
- Same easy-to-connect experience in every room means minimal training
- Connects to displays, projectors, control systems, and SkypeRoom systems via HDMI and USB

[pdf] Datasheet Catalog


Data Sheet ScreenBeam 960 SingaporeTouchLCD Actiontec Datasheet ScreenBeam960 43 screenbeam 2019 07 |||

data sheet ScreenBeamTM 960 ScreenBeam 960 Business-grade wireless display receiver Without apps ... om displays, projectors, control systems, and Skype Room systems via HDMI and USB. CATALOG NUMBERS **SBWD960A** ScreenBeam 960 Wireless Display Receiver SB960MOUNT ScreenBeam 960 Mounting Kit Every Scr... lang:en score:28 filesize: 210.17 K page\_count: 2 document date: 2019-07-30



[pdf] Instructions Catalog

Microsoft Word How to enable macOS and iOS native mirroring support rtf sla screenbeam 2018 10  
How to enable macOS and iOS native screen mirroring support Require FW Version:  
9.15.39.0 Applicable Product Catalog # : o ScreenBeam 960 **SBWD960A** Applicable  
Hardware: Model **#SBWD960A** and #SBWD950A HOW TO UPGRADE Using  
ScreenBeam CMS: Refer to CMS instructions Using USB flash drive: 1 Extra...  
lang:en score:28 filesize: 111.07 K page\_count: 3 document date: 2018-10-27



[pdf] User Manual Quick Start Guide Release Notes Catalog

Microsoft Word Release Notes for ScreenBeam FW 9 15 38 0 rtf sla screenbeam 2018 10 |||  
ScreenBeam™ Firmware 9.15.38.0 Release Notes Release Date: 2018-08-29 F/W  
Version: 9.15.38.0 Applicable Product Catalog # : o ScreenBeam 960 **SBWD960A**  
Applicable Hardware: Model **#SBWD960A** and #SBWD950A Notes: - Latest version  
of CMS management utility is available on <http://cms.screenbeam.com...>  
lang:en score:28 filesize: 211.95 K page\_count: 8 document date: 2018-08-30



[pdf] Datasheet Catalog

ScreenBeam 960 Wireless Display Receiver Actiontec Datasheet ScreenBeam960 22 screenbeam 2018  
06  
datasheet ScreenBeam™ 960 ScreenBeam 960 Wireless Display Receiver With  
Interactive Touch Suppo ... rprise-class security and manageability that IT  
departments need. ScreenBeam 960 CATALOG NUMBERS **SBWD960A**  
ScreenBeam 960 Wireless Display Receiver with ScreenBeam CMS  
screenbeam.com 960 Advanta...  
lang:en score:28 filesize: 494.79 K page\_count: 4 document date: 2018-01-05



[pdf] Datasheet Catalog

ScreenBeam 960 Wireless Display Receiver Actiontec Datasheet ScreenBeam960 20 1 screenbeam  
2018 02  
datasheet ScreenBeam™ 960 ScreenBeam 960 Wireless Display Receiver With  
Interactive Touch Suppo ... rprise-class security and manageability that IT  
departments need. ScreenBeam 960 CATALOG NUMBERS **SBWD960A**  
ScreenBeam 960 Wireless Display Receiver with ScreenBeam CMS  
screenbeam.com 960 Advanta...  
lang:en score:28 filesize: 497.72 K page\_count: 4 document date: 2017-09-05



## [pdf] Datasheet Catalog

ScreenBeam 960 Wireless Display Receiver Actiontec Datasheet ScreenBeam960 24a screenbeam 2018 07

datasheet ScreenBeamTM 960 ScreenBeam 960 Wireless Display Receiver With Interactive Touch Suppo ... rprise-class security and manageability that IT departments need. ScreenBeam 960 CATALOG NUMBERS **SBWD960A** ScreenBeam 960 Wireless Display Receiver with ScreenBeam CMS \* Touchscreen feature suppor...

lang:en **score:27** filesize: 537.75 K page\_count: 4 document date: 2018-07-27



## [pdf] Datasheet Catalog

ScreenBeam 960 Wireless Display Receiver Actiontec Datasheet ScreenBeam960 26 screenbeam 2018 08

datasheet ScreenBeamTM 960 ScreenBeam 960 Wireless Display Receiver With Interactive Touch Suppo ... rprise-class security and manageability that IT departments need. ScreenBeam 960 CATALOG NUMBERS **SBWD960A** ScreenBeam 960 Wireless Display Receiver with ScreenBeam CMS \* Touchscreen feature suppor...

lang:en **score:27** filesize: 534.8 K page\_count: 4 document date: 2018-08-17



## [pdf] Troubleshooting Guide Datasheet

ScreenBeam Central Management System CMS Actiontec Datasheet CentralMgmtSystemCMS 8 screenbeam 2019 03 |||

data sheet ScreenBeamTM Central Management System ScreenBeam Central Management System CMS Cen ... Internal corporate DNS server Included with ScreenBeam Receivers ScreenBeam 960 Catalog numbers: **SBWD960A**, SBWD960B ScreenBeam 750 Catalog numbers: SBWD750E, Ethernet version; SBWD750W, Wireless v...

lang:en **score:27** filesize: 390.29 K page\_count: 4 document date: 2019-01-11



## [pdf] Datasheet

960Datasheet CHS v11 20200116 screenbeam cn sites 10 2020 01

960 ScreenBeam 960 app ScreenBeam 960WindowsApple Android ScreenBeam ScreenBeam ScreenBeam ScreenBeamHDMIUSB Skype SBWD 960 **SBWD960A** ScreenBeam 960 ScreenBeam CMS ScreenBeam 960 CMS CMS HDMIUSB Skype / Miracast P2P Windows 101607 Android 4.2 Window...

lang:es **score:27** filesize: 360.55 K page\_count: 2 document date: 2020-01-16



[illegible]

data sheet

ScreenBeam | 960

## ScreenBeam 960

Wireless display receiver for small business and startups

ScreenBeam 960 wireless display receiver is designed with small businesses in mind, enabling hassle-free native screen mirroring from Windows, Android and Apple devices.

ScreenBeam 960 makes it easy to create an interactive digital display by connecting your devices to the Screen Beam with an angle clip or a stand. Presenters are unrestricted to share content from any device at the room of external displays. Unlimited display allows presenters to run additional slides and actions without the need for interaction. Touch display and wireless touch enable presenters and viewers to interact with the front-of-room display.

Whether you need wireless display in a hubside space or conference room, ScreenBeam easily connects to control displays, projectors, control systems.

Call for a demo  
800.960.9600  
ScreenBeam 960  
ScreenBeam 960 (Shipping 96)

Every ScreenBeam 960 includes  
Control Management System (CMS)  
software to help manage and monitor  
multiple displays in one place and more

**960** Learn More

### Key Features

Native wireless screen mirroring  
no apps or wires

Seamless video presenting from  
anywhere in the room

Collaborate wirelessly with  
interactive touch display support

Share any form of content,  
videos, images, slides, etc.

Get meetings started quickly,  
switch presenters seamlessly

✓ Extended desktop maintains use  
of device for other actions

✓ Take advantage of multiport  
connectivity and high-quality audio

✓ Designed for commercial applications  
and dense wireless environments

✓ Same easy-to-connect experience in  
every room means minimal training

✓ Connects to displays, projectors,  
control systems

data sheet

ScreenBeam | 960

**ScreenBeam 960**  
Enterprise-grade  
wireless display receiver

Without apps, cables or adapters.  
ScreenBeam 960 delivers native screen mirroring on Windows, Apple and Android devices so users enjoy the same trouble-free, easy-to-connect experience in any room.

ScreenBeam delivers the convenience of cables and adapters so users can connect content from anywhere in the room and seamlessly collaborate. ScreenBeam's intuitive menu-driven interface allows for easy screen mirroring, and supports for interactive touch displays and wireless touch input, collaboration to the level of room-to-room display.

Teachers use ScreenBeam to improve student comprehension and engagement, and salespeople, business managers, and many others use Every Day to do their jobs more effectively. Whether you need wireless display in the classroom or conference room, ScreenBeam connects to room-based displays, projection, control systems, and Single Room systems via HDMI and USB.

**Every ScreenBeam 960 includes:**  
ScreenBeam 960 receiver  
ScreenBeam 960 software for wireless management of multiple rooms and room-to-room mirroring

ScreenBeam 960

**Key Features**

- Native wireless screen mirroring means no apps or wires
- True one-to-one streaming from any device in the room
- Collaborate wirelessly with interactive touch display content
- Share any type of content, videos, images, slides, etc.
- Get meetings started quickly, display presenters seamlessly
- Extended desktop maintains use of device for other actions
- Take advantage of multipeer connectivity and world-class audio
- Designed for commercial applications and dense wireless environments
- Same easy-to-connect experience in every room means minimal training
- Connects to displays, projectors, control systems, and SingleRoom systems via HDMI and USB

[\[pdf\]](#) Datasheet

Untitled 960Datasheet CHS v14 20241030 screenbeam cn sites 10 2018 |||

960 ScreenBeam 960 app ScreenBeam 960WindowsApple Android ScreenBeam  
ScreenBeam SBWD 960 **SBWD960A** ScreenBeam 960 ScreenBeam CMS  
ScreenBeam 960 CMS CMS HDMIUSB Skype MaciPadiPhone pin4pin8pinpin pin  
16:1016:94:3 USB 2.0USBIBC, AGO Autonomous Group Ow...

lang:es score:27 filesize: 187.35 K page\_count: 2 document date: 2024-11-01

[\[pdf\]](#) Datasheet Catalog

Untitled sb960 datasheet screenbeam 2025 04 |||

data sheet ScreenBeam 960 ScreenBeam 960 Wireless display receiver for small business and startu ... ce room, ScreenBeam easily connects to room displays, projectors, control systems. CATALOG NUMBERS **SBWD960A** ScreenBeam 960 Wireless Display Receiver SB960MOUNT ScreenBeam 960 Mounting Kit Every Scree...

lang:en score:27 filesize: 143.59 K page\_count: 2 document date: 2025-04-17

[\[pdf\]](#) Datasheet Catalog

ScreenBeam 960 DataSheet alloys au Documents |||

data sheet ScreenBeam™ 960 ScreenBeam 960 Enterprise-grade wireless display receiver Without ap ... om displays, projectors, control systems, and Skype Room systems via HDMI and USB. CATALOG NUMBERS **SBWD960A** ScreenBeam 960 Wireless Display Receiver with ScreenBeam CMS SB960MOUNT ScreenBeam 960 Mo...

lang:en score:27 filesize: 199.9 K page count: 2 document date: 2019-05-16




[\[pdf\]](#) Datasheet Catalog

Actiontec Datasheet ScreenBeam960 35 screenbeam 2019 02

data sheet ScreenBeamTM 960 ScreenBeam 960 Enterprise-grade wireless display receiver Without ap ... om displays, projectors, control systems, and Skype Room systems via HDMI and USB. CATALOG NUMBERS **SBWD960A** ScreenBeam 960 Wireless Display Receiver with ScreenBeam CMS SB960MOUNT ScreenBeam 960 Mo...

lang:en **score:27** filesize: 211.76 K page\_count: 2 document date: 2018-12-21



[\[pdf\]](#) Datasheet Catalog

ScreenBeam Datasheet 960 44 goamt 2019 12 |||

data sheet data sheet MODEL ScreenBeam 960 BUSINESS-GRADE WIRELESS DISPLAY RECEIVER Without apps, ... om displays, projectors, control systems, and Skype Room systems via HDMI and USB. CATALOG NUMBERS **SBWD960A** ScreenBeam 960 Wireless Display Receiver SB960MOUNT ScreenBeam 960 Mounting Kit Every Scr...

lang:en **score:27** filesize: 558.35 K page\_count: 2 document date: 2019-12-10



[\[pdf\]](#) Borchure

SB CC brochure CHS v5 0 20180209 screenbeam sites 10 2019 04

ScreenBeamTM Classroom Commander ScreenBeam Classroom Commander Windows 10 http://v.you ... ScreenBeam LAN IT USB ScreenBeamUSB Windows Ink 4 screenbeam.com ScreenBeam 960 **SBWD960A** Classroom Commander SBCC01L CMS SBCMS01L Miracast ScreenBeam 28 Mic...

lang:en **score:27** filesize: 2.88 M page\_count: 8 document date: 2018-02-09



[pdf] Datasheet

actiontec datasheet screenbeam 960 20160920 2016 09

datasheet 960 Wireless Display Receiver for Medium-to-Large Scale Deployments  
The ScreenBeam 960 ... isplay with ease and users may present from anywhere in the room. ScreenBeam 960 CATALOG NUMBERS **SBWD960A** ScreenBeam 960 Wireless Display Receiver with ScreenBeam CMS [www.screenbeam.com](http://www.screenbeam.com) 960 Adva...  
lang:en score:27 filesize: 427.38 K page\_count: 3 document date: 2016-09-01



[pdf] Borchure

ScreenBeam Classroom Commander Wireless Orchestration SolutionBrochure WirelessOrchestration 16  
screenbeam 2018 06

solutionbrochure ScreenBeamTM Classroom Commander ScreenBeam Classroom Commander Wireless Orches ... m.com Three Components, One Complete Solution  
ScreenBeam 960 Wireless Display Receiver CATALOG # **SBWD960A** Creates a secure in-room hub enabling local wireless connectivity with no impact on school...  
lang:en score:27 filesize: 1.19 M page\_count: 8 document date: 2018-01-08



[pdf] Datasheet Catalog

ScreenBeam 960 sb960 datasheet voip24sklep pl p file 043e4cdc46f2e3b2b5ae4186b77e1008 |||

data sheet ScreenBeam 960 ScreenBeam 960 Wireless display receiver for small business and startu ... room displays, projectors, control systems, and UC Room systems via HDMI and USB. CATALOG NUMBERS **SBWD960A** ScreenBeam 960 Wireless Display Receiver SB960MOUNT ScreenBeam 960 Mounting Kit Every Scr...  
lang:en score:27 filesize: 409.08 K page\_count: 2 document date: 2023-12-20



[\[pdf\]](#) Datasheet Catalog

Actiontec Datasheet ScreenBeam960 21 screenbeam 2018 01 |||

datasheet ScreenBeamTM 960 ScreenBeam 960 Wireless Display Receiver With Interactive Touch Suppo ... rprise-class security and manageability that IT

departments need. ScreenBeam 960 CATALOG NUMBERS **SBWD960A**

ScreenBeam 960 Wireless Display Receiver with ScreenBeam CMS

screenbeam.com 960 Advanta...

lang:en **score:27** filesize: 496.67 K page\_count: 4 document date: 2017-10-25



[\[pdf\]](#) Datasheet Catalog

Datasheet ScreenBeam 960 Anixter 9 nov 2018 — eliminates the constraints of cables and adapters so

users can drive content from anywhere in room wirelessly collaborate Actiontec ScreenBeam960 34

screenbeam 12 |||

data sheet ScreenBeamTM 960 ScreenBeam 960 Enterprise-grade wireless display receiver Without ap ... oom displays, projectors, control systems, and Skype Room

systems via HDMI and USB. CATALOG NUMBES **SBWD960A** ScreenBeam 960

Wireless Display Receiver with ScreenBeam CMS SB960MOUNT ScreenBeam 960 Mo...

lang:en **score:27** filesize: 211.67 K page\_count: 2 document date: 2018-12-13