

Kenko VT-0718PR

Kenko VT-0718PR V-TEX 7x18 Porro Prism Binoculars User Manual

Model: VT-0718PR

INTRODUCTION

This manual provides essential instructions for the proper use and maintenance of your Kenko VT-0718PR V-TEX 7x18 Porro Prism Binoculars. Designed for portability and ease of use, these binoculars offer 7x magnification and a compact, lightweight design, weighing approximately 125g (4.4 ounces).



Image: Front view of the Kenko VT-0718PR V-TEX 7x18 Binoculars, showcasing their compact design.

Upon opening the package, please ensure all items are present:

- Kenko VT-0718PR V-TEX 7x18 Binoculars (Main Unit)

SETUP

1. **Unpacking:** Carefully remove the binoculars from their packaging.
2. **Adjusting Interpupillary Distance:** Hold the binoculars with both hands and look through the eyepieces. Bend the binoculars at the hinge until you see a single, clear circular field of view. This adjusts the distance between the eyepieces to match the distance between your eyes.
3. **Initial Focus:** While looking through the binoculars, use the center focus wheel to bring a distant object into sharp focus.



Image: Top view of the binoculars, highlighting the central focus wheel for easy adjustment.

OPERATING INSTRUCTIONS

1. **Holding the Binoculars:** Grip the binoculars firmly but gently. For stable viewing, hold them with both hands.
2. **Focusing:**
 - Point the binoculars at the desired object.
 - Rotate the central focus wheel until the image appears sharp and clear. The center focus type allows for simultaneous adjustment of both eyepieces.


3. Viewing Tips:

- For extended viewing, try to brace your elbows against your body or a stable surface to minimize hand shake.
- Avoid looking directly at the sun through the binoculars, as this can cause severe eye damage.



Image: A hand holding the binoculars, illustrating their compact and lightweight nature, making them easy to handle.

Japan Telescope Manufacturers Association



一般社団法人 日本望遠鏡工業会

私達は日本望遠鏡工業会の会員企業です

Image: A hand demonstrating the adjustment of the central focus wheel for clear viewing.

MAINTENANCE

- **Cleaning Lenses:** Use a soft, lint-free cloth specifically designed for optics to clean the lenses. Gently wipe away dust or smudges. For stubborn marks, a small amount of lens cleaning fluid can be applied to the cloth, not directly to the lens.
- **Cleaning Body:** Wipe the body of the binoculars with a soft, dry cloth. Avoid using abrasive cleaners or solvents.
- **Storage:** Store the binoculars in a cool, dry place, away from direct sunlight and extreme temperatures. If possible, keep them in a protective case to prevent dust accumulation and accidental damage.
- **Handling:** Avoid dropping the binoculars or subjecting them to strong impacts, as this can misalign the optical components.

TROUBLESHOOTING

Image is blurry or out of focus:

Ensure the central focus wheel is properly adjusted for your vision and the distance to the object. Re-adjust the interpupillary distance if the field of view is not a single circle.

Difficulty seeing a single image:

Adjust the interpupillary distance by bending the binoculars at the hinge until the two fields of view merge into one clear circle.

Dust or smudges on lenses:

Clean the lenses carefully using a proper lens cleaning cloth and, if necessary, a small amount of lens cleaning fluid. Refer to the "Maintenance" section for detailed instructions.

SPECIFICATIONS



Feature	Detail
Model Number	VT-0718PR
Magnification	7x
Objective Lens Diameter	18 mm
Prism Type	Porro Prism
Item Weight	Approximately 125g (4.4 ounces)
Product Dimensions (L x W x H)	4.13 x 3.15 x 1.18 inches
Special Features	Compact Design, Lightweight

WARRANTY AND SUPPORT

For warranty information or technical support regarding your Kenko VT-0718PR V-TEX Binoculars, please refer to the official Kenko website or contact their customer service directly. Keep your purchase receipt as proof of purchase.

You can visit the official Kenko store for more information:[Kenko Official Store](#)

Related Documents - VT-0718PR

	Kenko KC-Z4K10 Kenko KC-Z4K10
	Kenko KHB-201UC Ultrasonic Cleaner: User Manual and Specifications Comprehensive user manual for the Kenko KHB-201UC ultrasonic cleaner. Includes setup, operation, safety precautions, troubleshooting, specifications, and warranty information.



Kenko KC-ZM08

KC-ZM08



Kenko KC-AF05

This comprehensive user manual provides detailed instructions and safety guidelines for operating the Kenko KC-AF05 digital camera. Learn about setup, features, shooting modes, playback, and maintenance.



KR-019CR

KR-019CR



Kenko KC-WP06

Kenko KC-WP06