

## Billboard BB783

# Billboard BB783 Bluetooth Speaker Instruction Manual

Model: BB783

## INTRODUCTION

Welcome to your new Billboard BB783 Bluetooth Speaker. This manual provides detailed instructions for setting up, operating, and maintaining your device. Please read this manual thoroughly before use to ensure optimal performance and longevity of your speaker.

## WHAT'S IN THE BOX

- Billboard BB783 Bluetooth Speaker
- Charging Cable
- User Manual

## PRODUCT OVERVIEW

### Speaker Components



Front view of the Billboard BB783 Bluetooth Speaker, showcasing its pill-shaped design and central control panel.



Close-up of the control panel on the Billboard BB783 speaker, showing the '+' (volume up/next track), power/mode, and '-' (volume down/previous track) buttons.



Close-up of the input ports on the Billboard BB783 speaker, including USB, AUX, TF (Micro SD) card slot, and DC 5.0V charging port.

### Control Panel Functions

- **Power Button / Mode Button:** Press and hold for approximately 3 seconds to power the speaker on or off. Short press to switch between Bluetooth, FM Radio, USB, and TF card modes.
- **'+' Button:** Short press for next track (in Bluetooth, USB, or TF modes). Press and hold to increase volume.
- **'-' Button:** Short press for previous track (in Bluetooth, USB, or TF modes). Press and hold to decrease volume.

### Rear Ports

- **USB Port:** For playing audio files from a USB flash drive.
- **AUX Input:** For connecting external audio devices via a 3.5mm audio cable (not included).
- **TF Card Slot:** For playing audio files from a Micro SD (TF) card.
- **DC 5.0V:** Micro USB charging port for the speaker's internal battery.

## SETUP

### Charging the Speaker

1. Connect the included charging cable to the DC 5.0V port on the speaker.
2. Connect the other end of the charging cable to a USB power adapter (not included) or a computer's USB port.
3. The charging indicator light will illuminate during charging. It will turn off or change color when fully charged.

### Powering On/Off

Press and hold the **Power Button / Mode Button** (central button) for approximately 3 seconds to power the speaker on or off. An audible prompt will confirm the action.

## OPERATING INSTRUCTIONS

---

### Bluetooth Pairing

1. Power on the speaker. It will automatically enter Bluetooth pairing mode, indicated by an audible prompt and a flashing LED light.
2. On your smartphone or tablet, enable Bluetooth and search for available devices.
3. Select "BB783" from the list of devices.
4. Once paired, the speaker will emit an audible confirmation, and the LED light will stop flashing.
5. You can now play audio from your device through the speaker.

### FM Radio Mode

1. Power on the speaker.
2. Short press the **Mode Button** (central button) repeatedly until you hear an FM radio prompt.
3. To auto-scan for stations, press and hold the **Power Button / Mode Button**. The speaker will scan and save available stations.
4. Use the '+' and '-' buttons to navigate between saved stations.

### USB / TF Card Playback

1. Insert a USB flash drive or a Micro SD (TF) card into the corresponding port.
2. Power on the speaker. It should automatically detect the storage device and begin playing audio files. If not, short press the **Mode Button** to switch to USB or TF card mode.
3. Use the '+' and '-' buttons for track navigation.

### AUX Input

1. Connect one end of a 3.5mm audio cable (not included) to the AUX port on the speaker.
2. Connect the other end to the audio output of your external device (e.g., MP3 player, computer).
3. Power on the speaker and short press the **Mode Button** until you hear the AUX input prompt.
4. Control playback and volume from your connected device.

### Volume Control

Press and hold the '+' button to increase volume. Press and hold the '-' button to decrease volume. Short presses of these buttons will change tracks in Bluetooth, USB, or TF modes.

## MAINTENANCE

---

- Keep the speaker away from water and excessive moisture. This product is not waterproof.

- Do not expose the speaker to extreme temperatures (hot or cold).
- Clean the speaker with a soft, dry cloth. Do not use abrasive cleaners or solvents.
- Store the speaker in a cool, dry place when not in use for extended periods.

## TROUBLESHOOTING

Problem	Solution
Speaker does not power on	Ensure the speaker is charged. Connect it to a power source using the charging cable.
Cannot pair via Bluetooth	Ensure Bluetooth is enabled on your device and the speaker is in pairing mode. Move the speaker closer to your device. Disconnect from other Bluetooth devices.
No sound	Check the volume level on both the speaker and your connected device. Ensure the correct mode (Bluetooth, FM, USB, TF, AUX) is selected.
FM radio reception is poor	Try repositioning the speaker to improve signal reception. Ensure you have performed an auto-scan for stations.







## SPECIFICATIONS

- **Model Name:** BB783
- **Brand:** Billboard
- **Connectivity Technology:** Bluetooth, TF Card, USB
- **Wireless Communication Technology:** Bluetooth
- **Bluetooth Range:** Up to 10 meters (33 feet)
- **Speaker Type:** Portable
- **Speaker Maximum Output Power:** 5 Watts
- **Power Source:** Battery Powered
- **Item Weight:** 8 ounces
- **Product Dimensions:** 2.5 x 8 x 3.5 inches
- **Compatible Devices:** Smartphone, Tablet
- **Included Components:** Speaker, Charging Cable, User Manual
- **UPC:** 680988137839

## WARRANTY AND SUPPORT

This product comes with a limited warranty. For specific warranty details, duration, or to obtain technical support, please refer to the warranty information included with your purchase or contact Billboard customer service directly. Contact information can typically be found on the product packaging or the manufacturer's official website.

Related Documents - BB783

	<p><a href="#">Billboard BB2728 Portable Bluetooth Speaker User Manual &amp; Instructions</a></p> <p>Official user manual and instructions for the Billboard BB2728 portable Bluetooth speaker. Learn how to connect via Bluetooth, use Micro SD, USB, FM radio, and TWS functions. Includes warranty and safety information.</p>
	<p><a href="#">Billboard Wireless Speaker User Manual - Bluetooth Connectivity &amp; Operation Guide</a></p> <p>Comprehensive user manual for the Billboard Wireless Speaker. Learn about Bluetooth pairing, key functions, charging, safety, and warranty information for your Billboard speaker.</p>
	<p><a href="#">Billboard BB2845 Wireless Gaming Controller User Manual</a></p> <p>User manual for the Billboard BB2845 Wireless Gaming Controller, providing setup, usage, and troubleshooting information.</p>
	<p><a href="#">Billboard Wireless Headphones User Manual - Instructions and Warranty</a></p> <p>Comprehensive user manual for Billboard Wireless Headphones (BB106B), including setup, operation, battery care, safety warnings, and limited warranty information from ESI Cases and Accessories.</p>
	<p><a href="#">Billboard BB991 Wireless Headphones User Manual</a></p> <p>This user manual provides instructions and safety information for the Billboard BB991 Wireless Headphones, including setup, operation, and warranty details.</p>
	<p><a href="#">Billboard True Wireless Earbuds BB-BT-EB User Manual</a></p> <p>User manual for Billboard True Wireless Earbuds (Model BB-BT-EB), detailing setup, operation, safety guidelines, FCC compliance, battery information, and limited warranty.</p>