

Zeblaze Blitz (B01KID22I6)

Zeblaze Blitz Android 5.1 Smartwatch User Manual

Model: Blitz (B01KID22I6)

1. INTRODUCTION

This manual provides comprehensive instructions for the setup, operation, and maintenance of your Zeblaze Blitz Android 5.1 Smartwatch. Please read this manual thoroughly before using the device to ensure proper functionality and longevity.

2. PRODUCT OVERVIEW

2.1 Key Features

- Android 5.1 Operating System
- MTK6580 Quad Core Processor
- Integrated GPS for accurate tracking
- Bluetooth connectivity
- Wi-Fi support
- Heart Rate Monitoring (Samsung Heart Rate chip)
- IP67 Water and Dust Resistance
- 1.3-inch Display with Gorilla Glass 3 protection
- Durable construction with cold forging stainless steel 316# and polycarbonate plastic housing

2.2 Package Contents



Image: The Zeblaze Blitz Smartwatch, charging dock, USB cable, and a small screwdriver, along with the user manual, are neatly arranged in the product box.

Upon opening the package, verify that all the following items are included:

- Zeblaze Blitz Smartwatch
- Charging Dock
- USB Charging Cable
- Small Screwdriver (for SIM card tray, if applicable)
- User Manual

3. SETUP

3.1 Charging the Smartwatch

Before initial use, fully charge your Zeblaze Blitz Smartwatch. Connect the charging dock to the smartwatch and then connect the USB cable to a power source (e.g., computer USB port or a 5V/1A USB power adapter). The charging indicator on the watch display will show the charging status.

3.2 Powering On/Off

- **To Power On:** Press and hold the power button (usually located on the side of the watch) until the screen illuminates and the Zeblaze logo appears.
- **To Power Off:** Press and hold the power button until a power-off menu appears on the screen. Select "Power Off" or slide the corresponding icon to shut down the device.

3.3 Initial Setup and Pairing

Upon first power-on, the watch will guide you through initial setup steps, including language selection and time zone. To unlock full functionality, pair your smartwatch with your smartphone via Bluetooth:

1. Download the official Zeblaze companion application from your smartphone's app store (e.g., Google Play Store).
2. Ensure Bluetooth is enabled on both your smartwatch and smartphone.
3. Open the companion application on your smartphone and follow the on-screen instructions to search for and connect to your Zeblaze Blitz.
4. Confirm the pairing request on both devices.

3.4 SIM Card Installation (Optional)

The Zeblaze Blitz supports cellular connectivity. To install a SIM card:

1. Power off the smartwatch.
2. Locate the SIM card slot, typically on the side of the watch. Use the provided small screwdriver to open the tray if necessary.
3. Carefully insert a Nano-SIM card into the tray, ensuring correct orientation.
4. Close the tray securely.
5. Power on the smartwatch. The device will attempt to connect to the cellular network.

4. OPERATING INSTRUCTIONS

4.1 Navigation

The Zeblaze Blitz features a touch-sensitive display for navigation. Swipe left, right, up, or down to access different screens and menus. Tap to select items. The physical buttons on the side provide additional control, such as returning to the home screen or accessing specific functions.

4.2 Basic Functions

- **Time Display:** The default screen displays the current time and date.
- **Notifications:** Swipe down from the top of the screen to view recent notifications from your paired smartphone.
- **App Menu:** Swipe up or press a designated button to access the main application menu.
- **Quick Settings:** Swipe down from the top of the screen (or another designated gesture) to access quick settings like Wi-Fi, Bluetooth, brightness, and sound.

5. SPORTS DATA MONITORING

Sports datamization

It is your superior daily partner, training tool and competition assistant with function of tracking your sport orbit, measuring burned calory's value, distance, steps, heart rate, and sedentary reminder



Image: The Zeblaze Blitz Smartwatch screen showing a circular progress bar for steps, indicating "15000 Steps" and "10.2 km" distance, with a background depicting various sports activities.

The Zeblaze Blitz Smartwatch serves as a daily partner for tracking your physical activity. It can monitor and record various sports data, providing insights into your fitness levels.

- **Steps:** Automatically counts your daily steps.
- **Distance:** Calculates the distance covered based on your steps and stride length.
- **Calories Burned:** Estimates calorie expenditure during activities.
- **Heart Rate:** Utilizes the built-in heart rate sensor to monitor your pulse. Access the heart rate app on the watch to take a measurement or view continuous monitoring data.
- **Sedentary Reminder:** Can be configured to remind you to move after periods of inactivity.

All collected data can be synchronized with the companion application on your smartphone for detailed analysis and historical tracking.

6. GPS FUNCTIONALITY



Image: The Zeblaze Blitz Smartwatch screen showing a map with a red location pin, overlaid on a world map background, illustrating its GPS capability.

The integrated Global Positioning System (GPS) in the Zeblaze Blitz allows for precise tracking of your outdoor activities. This feature is particularly useful for running, cycling, hiking, and other outdoor sports.

- **Accurate Data Recording:** GPS enables the watch to record your route, distance, and pace with high accuracy, even in challenging outdoor environments.
- **Navigation:** While primarily for tracking, the GPS can assist in navigating by showing your current position on a map (if supported by the application) or helping you reach a predefined destination.
- **Offline Tracking:** Once a GPS lock is acquired, the watch can often track your activity independently, without requiring a constant smartphone connection.

To ensure optimal GPS performance, use the watch in open areas with a clear view of the sky. Allow a few moments for the watch to acquire a satellite signal before starting your activity.

7. CUSTOMIZATION

Individuation

Zeblaze Blitz having a large amount of exquisite dial plates can show your individual style at any time.



Image: Seven Zeblaze Blitz smartwatches arranged in a semi-circle, each displaying a unique and exquisite watch face, demonstrating the variety of customization options available.

The Zeblaze Blitz Smartwatch allows for personalization to match your individual style. You can change the appearance of your watch face to suit your preference or occasion.

- **Changing Watch Faces:** On the home screen, long-press the display to enter the watch face selection menu. Swipe left or right to browse available watch faces and tap to select your desired one.
- **Additional Watch Faces:** More watch faces may be available for download through the companion application on your smartphone.

8. MAINTENANCE

8.1 Cleaning

Regular cleaning helps maintain the appearance and functionality of your smartwatch.

- Wipe the screen and watch body with a soft, lint-free cloth.
- For stubborn smudges, slightly dampen the cloth with water. Avoid using harsh chemicals or abrasive materials.
- Clean the charging contacts periodically with a dry cloth to ensure good connection.

8.2 Water and Dust Resistance (IP67)

Super in sound

Zeblaze Blitz carries professional BS-3 3D innovation tri-magnetic full frequency double horn, with low frequency descend, and broader and more spiritual high-frequency extension



IP67

Excellent design and rigorous process bring the Zeblaze Blitz with IP67 level of waterproof and dust proof ability

Image: The Zeblaze Blitz Smartwatch with water splashing around it, highlighting its IP67 water and dust resistance rating. The image also shows the watch's speaker grill and side buttons.

The Zeblaze Blitz is rated IP67, meaning it is resistant to dust and can withstand immersion in water up to 1 meter for up to 30 minutes. While it offers good protection, please observe the following:

- Do not intentionally submerge the watch for extended periods or beyond the specified depth.
- Avoid exposing the watch to hot water, steam, or high-pressure water jets (e.g., showers, saunas, hot tubs).
- The water resistance is not permanent and may decrease over time with normal wear and tear.
- Ensure the SIM card tray (if applicable) is fully closed and sealed before exposing the watch to water.
- Dry the watch thoroughly after exposure to water, especially the charging contacts.

8.3 Battery Care

- Avoid extreme temperatures, which can degrade battery life.
- Charge the battery regularly; avoid letting it fully discharge frequently.
- Use only the provided charging accessories.

9. TROUBLESHOOTING

If you encounter issues with your Zeblaze Blitz Smartwatch, refer to the following common problems and solutions:

Problem	Possible Solution
Watch does not power on.	Ensure the watch is fully charged. Connect it to the charger for at least 30 minutes. Try a long press (10-15 seconds) of the power button.
Cannot pair with smartphone.	Ensure Bluetooth is enabled on both devices. Restart both the watch and the smartphone. Make sure the companion app is installed and running. Forget previous pairings and try again.
GPS signal is weak or inaccurate.	Ensure you are in an open outdoor area with a clear view of the sky. Wait longer for the watch to acquire a satellite signal. Update the watch's firmware if available.
Heart rate readings are inconsistent.	Ensure the watch is worn snugly on your wrist, not too loose or too tight. Clean the sensor on the back of the watch. Avoid excessive movement during measurement.
Screen is unresponsive.	Restart the watch by holding the power button. If unresponsive, allow the battery to drain completely and then recharge.

If the problem persists after trying these solutions, please contact customer support.

10. SPECIFICATIONS

Feature	Detail
Model	Blitz (B01KID22I6)
Operating System	Android 5.1
Processor	MTK6580 Quad Core
Internal Storage (ROM)	4GB
Battery Capacity	480mAh
Display Size	1.3 Inches
Display Protection	Gorilla Glass 3
Connectivity	Wi-Fi, Bluetooth
Special Features	GPS, Heart Rate Monitor
Water Resistance Level	IP67 (Waterproof)
Compatible Devices	Smartphone
Color	Orange

Feature	Detail
Band Color	Orange




11. WARRANTY AND SUPPORT




For information regarding the product warranty, please refer to the warranty card included in your product packaging or visit the official Zeblaze website. Warranty terms and conditions may vary by region and retailer.

If you require technical assistance, have questions about your device, or need to report a defect, please contact Zeblaze customer support or the retailer from whom you purchased the product. Have your product model and serial number ready when contacting support.

© 2024 Zeblaze. All rights reserved.

Related Documents - Blitz (B01KID22I6)

<p>Zeblaze Stratos 2 User Manual</p>  <p>zeblaze</p>	<p>Zeblaze Stratos 2 Smartwatch User Manual - Features, Setup, and Safety</p> <p>Comprehensive user manual for the Zeblaze Stratos 2 smartwatch. Learn how to wear, connect, use GPS, charge, and understand safety instructions. Includes detailed specifications.</p>
<p>Zeblaze Stratos 2 Οδηγίες λειτουργίας</p>  <p>zeblaze</p>	<p>Zeblaze Stratos 2 Smartwatch User Manual and Specifications</p> <p>This document provides comprehensive instructions, specifications, and safety guidelines for the Zeblaze Stratos 2 smartwatch. Learn how to set up, pair, operate, charge, and maintain your device.</p>
	<p>Zeblaze Stratos 3 Pro User Manual and Guide</p> <p>Comprehensive user manual for the Zeblaze Stratos 3 Pro smartwatch, covering setup, usage, features, safety, and specifications. Learn how to connect, wear, and operate your device.</p>

<p>Zeblaze Stratos 2 Instrukcja obsługi</p>  <p>zeblaze</p>	<p>Zeblaze Stratos 2 Smartwatch: User Manual and Specifications</p> <p>Comprehensive user manual for the Zeblaze Stratos 2 smartwatch, covering setup, operation, GPS, charging, safety precautions, and technical specifications. Learn how to pair, wear, and use your Zeblaze Stratos 2 for fitness tracking.</p>
<p>Zeblaze Vibe 7 User Manual</p>  <p>zeblaze</p>	<p>Zeblaze Vibe 7 User Manual: Setup, Functions, and App Guide</p> <p>Comprehensive user manual for the Zeblaze Vibe 7 smartwatch. Learn how to download the Da Fit app, pair your device, use its functions like health tracking (heart rate, blood pressure, blood oxygen), exercise modes, notifications, and customize watch faces.</p>
<p>Zeblaze Vibe 7 User Manual</p>  <p>zeblaze</p>	<p>Zeblaze Vibe 7 User Manual: Features, Setup, and Functions</p> <p>Comprehensive user manual for the Zeblaze Vibe 7 smartwatch, covering setup, pairing with the Da Fit app, detailed functions, and app features. Learn how to track health metrics, manage notifications, and customize your watch.</p>