Manuals+
Q & A | Deep Search | Upload

ZTE MF65

ZTE MF65 Mobile Wi-Fi Hotspot User Manual

Model: MF65 | Brand: ZTE

1. Introduction

The ZTE MF65 is a portable 3G H+ Mobile Wi-Fi Hotspot designed to provide wireless internet access on the go. It allows multiple devices, such as smartphones, tablets, and laptops, to connect to the internet simultaneously via Wi-Fi. This device supports up to 5 Wi-Fi connections and operates on 850/2100 Mhz frequencies, making it suitable for use in various regions including Latin America, Europe, and Asia.
Important Note for USA Users: Due to the discontinuation of 3G networks in the USA, this device may not function as intended for internet connectivity within the United States market.

2. Package Contents

Please check the package for the following items:

- ZTE MF65 Mobile Wi-Fi Hotspot Device
- Rechargeable Lithium Polymer Battery
- USB Charging Cable
- Power Adapter (Wall Charger)
- Quick Start Guide / Warranty Information

3. Device Overview

Familiarize yourself with the components of your ZTE MF65 device.

Figure 3.1: Front View (Sun Broadband Variant)
This image displays the front of the ZTE MF65 device, featuring indicator lights at the top, a power button in the center, and a WPS button at the bottom. This specific unit shows a 'Sun Broadband' logo.

Figure 3.2: Front View (Telstra Variant)
Another front view of the ZTE MF65, similar to Figure 3.1, but featuring a 'Telstra' logo, indicating carrier branding. The

layout of buttons and indicators remains consistent.

Figure 3.3: Angled View
This image provides an angled perspective of the white ZTE MF65 device, highlighting its compact size and the placement of the power and WPS buttons on the front panel, along with the ZTE branding.

Figure 3.4: Color Variants
A display of multiple ZTE MF65 devices in various colors including white, yellow, grey, blue, green, pink, and purple, showcasing the range of available aesthetic options for the product.

Figure 3.5: Black Variant
A front view of the ZTE MF65 in a black finish, demonstrating an alternative color option while maintaining the standard button and indicator layout.

3.1 Front Panel

- **Indicator Lights:** Display network signal strength, Wi-Fi status, battery level, and SMS notifications.
- **Power Button:** Press and hold to turn the device on or off. Press briefly to check status.
- **WPS Button:** Used for Wi-Fi Protected Setup to quickly connect compatible devices without entering a password.

3.2 Rear Panel

- **Battery Cover:** Removable cover to access the battery and SIM card slot.

3.3 Side Panels

- **Micro USB Port:** For charging the device and connecting to a computer.

4. Setup

Follow these steps to set up your ZTE MF65 Mobile Wi-Fi Hotspot for first use:

1. **Insert SIM Card:**
    - Remove the battery cover on the rear of the device.
    - Locate the SIM card slot.
    - Insert your standard-sized 3G SIM card into the slot with the gold contacts facing down and the notched corner aligned correctly. Ensure it clicks into place.
2. **Insert Battery:**
    - Place the battery into the battery compartment, ensuring the contacts align with those on the device.
    - Replace the battery cover.
3. **Charge the Device:**
    - Connect the USB charging cable to the Micro USB port on the device and the other end to the power adapter.

- Plug the power adapter into a wall outlet. The battery indicator light will show charging status. Charge the device fully before first use.

4. **Power On:**
   - Press and hold the Power button until the indicator lights illuminate.
   - Wait for the device to boot up and establish a network connection. The network signal indicator will show signal strength.
5. **Initial Configuration (Optional):**
   - The default Wi-Fi network name (SSID) and password (Wi-Fi Key) are usually printed on a sticker inside the battery compartment or on the device itself.
   - To access advanced settings, connect a device to the hotspot's Wi-Fi network, then open a web browser and navigate to the default IP address (e.g., 192.168.0.1 or 192.168.1.1). Log in using the default username and password (often 'admin' for both).

5. Operating Instructions

5.1 Connecting Devices to Wi-Fi

1. Ensure your ZTE MF65 is powered on and has an active network connection.
2. On your Wi-Fi enabled device (smartphone, tablet, laptop), open the Wi-Fi settings.
3. Scan for available Wi-Fi networks.
4. Select the SSID (network name) of your ZTE MF65 (e.g., "ZTE_MF65_XXXX").
5. Enter the Wi-Fi Key (password) when prompted. This is typically found on the device's sticker.
6. Your device should now be connected to the internet via the hotspot.

5.2 Using WPS (Wi-Fi Protected Setup)

For devices that support WPS:

1. Press the WPS button on your ZTE MF65 device. The Wi-Fi indicator light may flash.
2. Within two minutes, activate the WPS function on your client device (e.g., by pressing its WPS button or selecting WPS in its Wi-Fi settings).
3. The devices will automatically connect without needing to enter the Wi-Fi password.

5.3 Managing Settings via Web Interface

To customize your hotspot settings (e.g., change SSID, password, view data usage):

1. Connect your computer or smartphone to the ZTE MF65's Wi-Fi network.
2. Open a web browser (e.g., Chrome, Firefox, Safari).
3. In the address bar, type the default IP address of the hotspot (e.g., http://192.168.0.1 or http://192.168.1.1) and press Enter.
4. Enter the login username and password (default is usually 'admin' for both).
5. Once logged in, you can access various settings such as Wi-Fi settings, network mode, SMS, and device

information.

6. Maintenance

- **Battery Care:** To prolong battery life, avoid exposing the device to extreme temperatures. Do not leave the battery completely discharged for extended periods.
- **Cleaning:** Use a soft, dry cloth to clean the device. Do not use liquid cleaners or aerosols.
- **Storage:** If storing the device for a long time, charge the battery to about 50% and remove it from the device. Store in a cool, dry place.
- **Software Updates:** Periodically check the ZTE official website or the device's web interface for any available firmware updates to ensure optimal performance and security.

7. Troubleshooting

If you encounter issues with your ZTE MF65, refer to the following common problems and solutions:

Problem	Possible Cause / Solution
No Network Signal	• Ensure SIM card is correctly inserted. • Check if you are in an area with 3G H+ network coverage. • Verify your SIM card has an active data plan. • Restart the device. • **For USA users:** This device relies on 3G networks. If you are in the USA, 3G networks have been largely decommissioned, which will prevent the device from obtaining a signal.
Cannot Connect to Wi-Fi	• Ensure the hotspot is powered on and Wi-Fi is active (check Wi-Fi indicator). • Verify you are entering the correct Wi-Fi password (Wi-Fi Key). • Try restarting both the hotspot and the client device. • Check the number of connected devices; the MF65 supports up to 5 connections.
Slow Internet Speed	• Check network signal strength. Low signal will result in slower speeds. • Too many devices connected or high data usage by connected devices. • Network congestion in your area. • Ensure your data plan is not throttled or exceeded.
Device Not Powering On	• Ensure the battery is correctly inserted and charged. • Connect the device to the charger and try powering on again. • The battery might be completely drained or faulty.

Problem	Possible Cause / Solution
Cannot Access Web Interface	• Ensure your device is connected to the hotspot's Wi-Fi network. • Verify the IP address entered in the browser is correct (e.g., 192.168.0.1). • Clear your browser's cache and cookies, or try a different browser. • Ensure you are using the correct login credentials.

8. Specifications

Key technical specifications for the ZTE MF65 Mobile Wi-Fi Hotspot:

Feature	Detail
Product Dimensions	4 x 0.8 x 2.5 inches
Item Weight	7 ounces (approx. 198 grams)
Item Model Number	MF65
Batteries	1 Lithium Polymer battery required
Operating System (OS)	ZyNOS (Embedded)
Frequency	2100 MHz (3G H+)
Wireless Communication Technologies	Wi-Fi, 3G
Connectivity Technologies	Wi-Fi, USB
Frequency Band Class	Single-Band
Wireless Communication Standard	802.11bgn
Compatible Devices	Laptop, Smartphones, Tablets
Recommended Uses	Home, Mobile Internet

9. Warranty and Support

This ZTE MF65 Mobile Wi-Fi Hotspot comes with a standard manufacturer's warranty. Please refer to the warranty guide included in your package for specific terms and conditions, including warranty period and coverage details.
For technical support, troubleshooting beyond this manual, or warranty claims, please visit the official ZTE support website or contact their customer service. Keep your purchase receipt as proof of purchase for warranty purposes.

ZTE Official Website: https://www.zte.com.cn/global/

© 2024 ZTE Corporation. All rights reserved.

Related Documents - MF65

	Smart Bro Device User Guide (ZTE MF30) User guide for the Smart Bro Device (ZTE MF30), a portable WiFi router. Provides setup instructions, connection details, troubleshooting tips, and interface explanations.
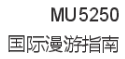	MU5250 International Roaming Guide - ZTE Portable WiFi Comprehensive guide for the ZTE MU5250 portable WiFi device, covering setup, SIM card management, international roaming, connectivity, and troubleshooting.
	ZTE MF50 Quick Start Guide - Your Portable 3G Internet Hotspot A comprehensive quick start guide for the ZTE MF50 3G mobile hotspot. Learn how to set up, connect, and manage your device for internet access via USB or Wi-Fi. Includes specifications, device features, installation, connection methods, and important safety notices.
	ZTE F50 Pro Quick Start Guide This guide provides essential information for setting up and using your ZTE F50 Pro mobile hotspot, including device overview, SIM card insertion, network connection, settings configuration, and troubleshooting.

	ZTE MF920U Quick Start Guide: Connect to the Internet A comprehensive quick start guide for the ZTE MF920U mobile hotspot, covering setup, Wi-Fi and USB connection, configuration, troubleshooting, and safety information.
MF920U Quick Start Guide	ZTE MF920U Quick Start Guide: Setup, Connection, and Usage Get started quickly with the ZTE MF920U 4G Mobile Hotspot. This guide covers device appearance, installation, connecting via Wi-Fi and USB, configuration, troubleshooting, safety, and warranty information.

Documents - ZTE – MF65

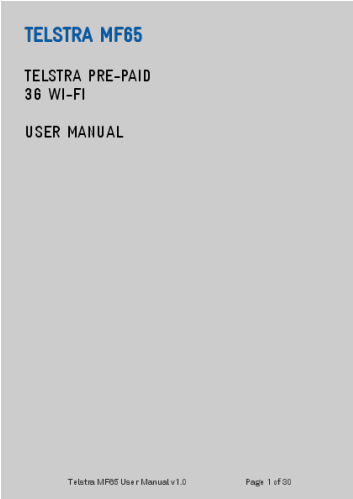

Telstra MF65 Pre-Paid 3G Wi-Fi User Manual
User manual for the Telstra MF65 Pre-Paid 3G Wi-Fi device. Learn how to set up, connect, configure, and troubleshoot your mobile hotspot.
lang:en score:43 filesize: 836.98 K page_count: 30 document date: 2013-10-14

Spark MF65+ User Guide: Setup, Features, and Troubleshooting
Comprehensive user guide for the Spark MF65+ Wi-Fi hotspot by ZTE, covering system requirements, setup, device features, network settings, troubleshooting, and safety information.
lang:en score:40 filesize: 2.25 M page_count: 25 document date: 2015-03-09



[pdf] User Manual

AF ZCard ZTE MF65 MEO 2013121314571948ztedevices UpLoadFiles product 568 3994 manual 2013121314571948 |||

Guia de Adeso ZTE **MF65** BEM-VINDO OBRIGADO POR TER ADERIDO AO MEO BANDA LARGA MVEL O MEO banda larga mvel permite navegar na internet em qualquer lugar, ver canais de TV no PC e ouvir milhes de msicas onde quer que v. Poder comear a navegar imediatamente na internet, utilizando o plafond includo no ...

lang:pt score:39 filesize: 8.06 M page_count: 1 document date: 2013-12-04

[pdf] User Manual Installation Guide

Check your system requirements User Manual ZTE New Zealand Untitled Your Wi Fi router will connect to any device that supports 802 11 b g n A web browser is required log in if you wish make configuration changes USB driverless Spark MF65 v1 0 Page 2 of 25 CHECK YOUR SYSTEM REQUIREMENTS Help zte co nz guides ztemobiles au

CHECK YOUR SYSTEM REQUIREMENTS Your Wi-Fi router will connect to any device that supports Wi-Fi, 80 ... rocess manually by clicking the Autorun icon when it appears. GET TO KNOW YOUR WI-FI HOTSPOT Spark **MF65** User Manual v1.0 Page 2 of 25 INSERT YOUR SIM CARD 1. Slide the back cover down to access th...

lang:en score:39 filesize: 2.25 M page_count: 25 document date: 2015-01-12

[pdf] User Manual Quick Start Guide Specifications

Provided by ManualsAndMore Download User Manual Zte MF65 Quick Start manualsandmore |||

ZTE **MF65** Let s go Getting started with your device. 1 LEGAL INFORMATION Copyright 2013 ZTE CORPORATION. All rights reserved. No part of this publication may be excerpted, reproduced, translated or utilized in any form or by any means, electronic or mechanical, including photocopying and microfi...

lang:en score:38 filesize: 13.53 M page_count: 15 document date: 2019-07-23

[pdf] User Manual Troubleshooting Guide Guide

BT Mobile Hotspot User Guide ZTE Devices password is admin Automatic or manual connection Once you ve connected your device to the see above can access internet in either Manual mode Mode How get online Your will connect automatically This default setting To manually and disconnect then click Connect Disconnect Viewing changing settings 1896 Broadband MF65 UG 2013080815081331 ztedevice UpLoadFiles product 643 3496 ztedevices uploadfiles

BT Mobile Hotspot User Guide bt.com/help/mobilebroadband Job No. 1896 Client BT 96 BT Mobile Broadband **MF65** UG P5r .oinjeddct 1BT **MF65** UG 02/07/2013 16:5 Contents Getting to know your BT Mobile Hotspot 3 Setting up your BT Mobile Hotspot 5 Connecting to your BT Mobile Hotspot 8 Viewing a...

lang:en score:37 filesize: 1.7 M page_count: 20 document date: 2013-07-02

[pdf] User Manual

ZTE MF65 Manual c9fe21f02ae71c29e6f514e6f6a4ba2c0359 gzhls at blob ldb 1 4 e 6 |||

ZTE **MF65** Los geht s Erste Schritte mit Ihrem Gert. ZTE CORPORATION NO. 55, Hi-tech Road South, ShenZhen, P.R.China Postleitzahl: 518057 RECHTLICHE INFORMATIONEN Copyright 2013 ZTE CORPORATION. Alle Rechte vorbehalten. Kein Teil dieser Publikation darf ohne vorherige schriftliche Zustimmung der ZTE...

lang:de score:36 filesize: 2.69 M page_count: 2 document date: 2013-10-16

[pdf] User Manual

MF65 2015082814360918 ztedevices device global support product 504 5969 manual |||

MF65 1 Copyright 2015 ZTE CORPORATION ZTE ZTE 2 R 1.0 079584507207 2015.01 3 **MF65 MF65** 1. 2. 3. WPS 4. /micro-USB 5. microSDHC 6. U SIM microSDHCTM SD-3C **MF65** 4 3G3G / Wi-FiWi-Fi 5 **MF65** 3G 3G USB Internet **MF65** USIM 1. 6...

lang:de score:35 filesize: 1.98 M page_count: 19 document date: 2015-04-07



[pdf] User Manual

ZTE MF65 Manual de Utilizador O é um hotspot móvel 3G que funciona com as redes GSM GPRS EDGE WCDMA HSPA Os seus dispositivos cliente po dem ser ligados ao MF65 conteudos meo pt Documentos Manuais Routers |||

ZTE **MF65** Manual de Utilizador ZTE CORPORATION NO. 55, Hi-tech Road South, ShenZhen, P.R.China Postcode: 518057 Tel: 86-755-26779999 URL: http://www.ztedevice.com E-mail: mobile zte.com.cn 1 3. Insira o carto microSD no respectivo suporte com os contactos me- tlicos voltados para baixo , conforme i...

lang:pt score:35 filesize: 1.48 M page_count: 2 document date: 2013-09-09

[pdf] User Manual

ZTE MF65 Manual do utilizador respectivo manual de instruções Precauções Segurança Para o Alguns dispositivos são susceptíveis a interferências electromagnéticas se não estiverem convenientemente protegidos como por exemplo sistema electrónico dos automóveis Se for necessário consulte fabricante 2014123015311498 ztedevice UpLoadFiles product 568 5220

ZTE **MF65** Manual do utilizador Copyright 2014 ZTE Corporation Todos os direitos reservados Da presente publicao, ou de qualquer parte da mesma, no podero ser retirados excertos, feitas reprodues, tradues ou utilizaes seja por que forma for, ou meios, electrnicos, mecnicos, incluindo por meio de ...

lang:pt score:35 filesize: 3.01 M page_count: 31 document date: 2014-10-06

[pdf] User Manual Installation Guide

Provided by ManualsAndMore Download User Manual Spark MF65 Quick Start manualsandmore |||

1 CHECK YOUR SYSTEM REQUIREMENTS Your Wi-Fi hotspot will connect to any device that supports Wi-Fi ... ICES BY WI-FI Connect up to ten devices via Wi-Fi: Make sure Wi-Fi is switched on, then search for **MF65** _xxxxxx, select this device to connect. Consult your display and enter the default security ke...

lang:en score:34 filesize: 2.06 M page_count: 16 document date: 2019-07-23

[pdf] User Manual Quick Start Guide Specifications

ZTE MF65 Let s go Devices Automatic Your device will connect to the Internet automatically and your clients can surf on directly Manual Log in webGUI configuration page 2014022014355556 ztedevices global support product 591 4241 manual

ZTE **MF65** Let s go Getting started with your device. 1 LEGAL INFORMATION Copyright 2013 ZTE CORPORATION. All rights reserved. No part of this publication may be excerpted, reproduced, translated or utilized in any form or by any means, electronic or mechanical, including photocopying and microfi...

lang:en score:34 filesize: 13.5 M page_count: 15 document date: 2013-12-26

[pdf] Quick Start Guide Installation Guide

Check your system requirements Your Wi Fi hotspot will connect to any device that supports 802 11 b g n A web browser is required log in if you wish make configuration changes USB driverless MF65 Spark QSG zte co nz User guides ztemobiles au

1 CHECK YOUR SYSTEM REQUIREMENTS Your Wi-Fi hotspot will connect to any device that supports Wi-Fi ... ICES BY WI-FI Connect up to ten devices via Wi-Fi: Make sure Wi-Fi is switched on, then search for **MF65** _xxxxxx, select this device to connect. Consult your display and enter the default security ke...

lang:en score:33 filesize: 2.04 M page_count: 16 document date: 2014-11-17

[pdf] User Manual Installation Guide Guide

Spark MF65 Quck Start Guide CHECK YOUR SYSTEM REQUIREMENTS Untitled to access the device login page The default administrator password is TIP Click on Help view full User Manual for your Wi Fi Hotspot 9 HOMEPAGE ICONS A red SIM card indicates a missing faulty or PIN locked CONFIGURE DEVICE USING THE WEB INTERFACE Open browser and go 192 168 0 1 spark co nz content dam kb public images ibase mobile devices SparkMF65

1 CHECK YOUR SYSTEM REQUIREMENTS Your Wi-Fi hotspot will connect to any device that supports Wi-Fi ... ICES BY WI-FI Connect up to ten devices via Wi-Fi: Make sure Wi-Fi is switched on, then search for **MF65** _xxxxxx, select this device to connect. Consult your display and enter the default security ke...

lang:en score:32 filesize: 2.07 M page_count: 16 document date: 2014-12-10



[pdf] User Manual Quick Start Guide Instructions Specifications

ZTE MF65 Let s go The manual is published by Corporation We reserve the right to make modifications on print errors or update specifications without prior notice Version No R1 1 Edition Time 5 30 2014 NOTE Do not use device in an enclosed environment where heat dissipation poor Prolonged work such space may cause excessive and i Reasonable abrasion ii End User failure follow installation operation maintenance instructions procedures iii mishandling misuse negligence 2014091109415903 ztedevice UpLoadFiles product 510 4902 global support

ZTE **MF65** Let s go Getting started with your device. LEGAL INFORMATION Copyright 2014 ZTE CORPORATION. All rights reserved. No part of this publication may be excerpted, reproduced, translated or utilized in any form or by any means, electronic or mechanical, including photocopying and microfilm, wi...

lang:en score:32 filesize: 1.45 M page_count: 2 document date: 2014-05-30

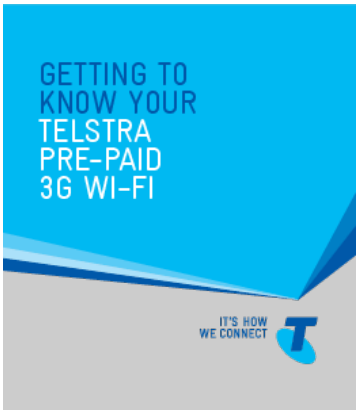

Getting to Know Your Telstra Pre-Paid 3G Wi-Fi

A comprehensive guide to setting up, using, and troubleshooting your Telstra Pre-Paid 3G Wi-Fi device. Learn about safety, connectivity, extra features, and technical specifications.

lang:en score:31 filesize: 521.79 K page_count: 27 document date: 2013-10-13

[pdf] User Manual

ZTE AC30 MF30 jx Zte Mf65 Manual Pdf MF65 Let s go MF65M conteudos meo pt Documentos Manuais Routers |||

ZTE **MF65**M Manual de Utilizador ZTE CORPORATION NO. 55, Hi-tech Road South, ShenZhen, P.R.China Postcode: 518057 Tel: 86-755-26779999 URL: http://www.zte.com.cn E-mail: mobile zte.com.cn Copyright 2014 ZTE Corporation Todos os direitos reservados Da presente publicao, ou de qualquer parte da mesm...

lang:pt score:30 filesize: 486.3 K page_count: 25 document date: 2014-09-08



[pdf] User Manual Quick Start Guide Instructions Specifications

Let s go ZTE Devices The manual is published by Corporation We reserve the right to make modifications on print errors or update specifications without prior notice Version No tenance instructions procedures iii End User mishandling misuse negligence improper instal lation disassembly storage servicing operation of Internet in Automatic Manual mode default Au tomatic Mode Operations Your device will connect automatically and your clients can surf directly 1 Log webGUI configuration page 2 stallation Select Settings Network Dial up 2014050516342649 ztedevices global support product 616 4469 ztedevice

ZTE **MF65** Let s go Getting started with your device. 1 LEGAL INFORMATION Copyright 2014 ZTE CORPORATION. All rights reserved. No part of this publication may be excerpted, reproduced, translated or utilized in any form or by any means, electronic or mechanical, including photocopying and microfilm,...

lang:en score:30 filesize: 1.9 M page_count: 2 document date: 2014-03-08

[pdf] User Manual Quick Start Guide Specifications

ztedevice ZTE MF65 Let s go Created Date 3 2014 5 06 54 PM the installation program in path of My Computer Cellcom 4 Wait a moment and then client will connect to your device successfully Accessing Internet After connected you can ac cess Automatic or Manual mode The default is Mode Operations 2014041616240290 global support product 982 4427 manual UpLoadFiles

ZTE **MF65** Let s go Getting started with your device. 1 LEGAL INFORMATION Copyright 2014 ZTE CORPORATION. All rights reserved. No part of this publication may be excerpted, reproduced, translated or utilized in any form or by any means, electronic or mechanical, including photocopying and microfilm...

lang:en score:30 filesize: 2.26 M page_count: 48 document date: 2014-03-03

[pdf] User Manual

2014030616421060 ztedevices 80 UpLoadFiles product 563 4285 manual



ZTE **MF65** Wi-Fi Router Guida Rapida 1 INFORMAZIONI LEGALI Copyright 2013 ZTE CORPORATION Tutti i diritti sono riservati. Non consentito estrarre, riprodurre, tradurre o utilizzare in qualsiasi modo o con qualsiasi mezzo, elettronico o meccanico, incluse fotocopie e microfilm, parti di questa pubbl...

lang:it score:29 filesize: 3.01 M page_count: 2 document date: 2013-06-28

[pdf] User Manual Quick Start Guide Specifications Datasheet Guide

ZTE MF65 Let s go Manual The manual is published by Corporation We reserve the right to make modifications on print errors or update specifications without prior notice Version No R1 1 Edition Time 2 5 2013 NOTE Do not use device in an enclosed environment where heat dissipation poor Prolonged work such space may cause excessive and raise Log webGUI configuration page select Settings 3G Network Select WAN Connection Mode then click Connect Disconnect Connecting Your Device Via Wi Fi Power your directly It will take 1~2 minutes initialize Use normal application client search for hotspot wireless router etc via access Internet admin If you changed password forgot new need restore factory default settings For more assistance please Getting started with 3 4 6 7 8 CORPORATION NO 55 Hi tech Road South ShenZhen P R China Postcode 518057 LEGAL INFORMATION Copyright © All rights reserved part of this publication be excerpted reproduced translated utilized any AP Station connect other WLAN has 2014012411002121 User Quick Guide zte mf65 user CPHN JTHS ztedevice UpLoadFiles product 620 4174 smscaster ebay docs totalaircard datasheet worldsim manuals 4gltemall dl file id 253 305 80 telestial userguides



ZTE **MF65** Let s go Getting started with your device. LEGAL INFORMATION Copyright 2013 ZTE CORPORATION. All rights reserved. No part of this publication may be excerpted, reproduced, translated or utilized in any form or by any means, electronic or mechanical, including photocopying and microfilm, wi...

lang:en score:29 filesize: 2.13 M page_count: 2 document date: 2013-02-18

[pdf] User Manual Quick Start Guide Instructions Specifications

ZTE MF65 Let s go Via Wi Fi Installing Your Device The manual is published by Corporation We reserve the right to make modifications on print errors or update specifications without prior notice Version No R1 0 Edition Time 11 25 2013 NOTE Do not use device in an enclosed environment where heat dissipation poor Prolonged work such space may cause excessive and raise nance instructions procedures iii End User mishandling misuse negligence improper installation disassembly storage servicing operation of Product iv Modifications repairs made a certified indi vidual v Power failures surges fire flood accidents actions third parties 2014012109430143 ztedevices UpLoadFiles product 636 4148 ztedevice



ZTE **MF65** Let s go Getting started with your device. ZTE CORPORATION NO. 55, Hi-tech Road South, ShenZhen, P.R.China Postcode: 518057 1 LEGAL INFORMATION Copyright 2013 ZTE CORPORATION. All rights reserved. No part of this publication may be excerpted, reproduced, translated or utilized in any form...

lang:en score:29 filesize: 811.42 K page_count: 2 document date: 2013-11-26

[pdf] User Manual Guide

2013070113540885 ZTE Devices Manual Log in the webGUI configuration page and select Settings 3G Network Select WAN Connection Mode then click Connect or ztedevice UpLoadFiles product 507 3307 manual

ZTE **MF65** Quick Guide NOTE: Do not use the device in an enclosed environment or where heat dissipation is poor. Prolonged work in such space may cause excessive heat and raise ambient temperature, which may lead to automatic shutdown of the device for your safety. In the case of such event, cool ...

lang:en score:28 filesize: 14.12 M page_count: 30 document date: 2013-04-07

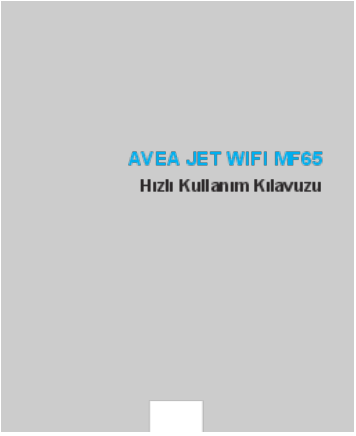

[pdf] User Manual

2014071608594249 ztedevice 80 UpLoadFiles product 552 4666 manual ztedevices

AVEA JET WIFI **MF65** Hizli Kullanim Kilavuzu 1 YASAL BLG Telif Hakki 2014 ZTE Corporation Tm haklari saklidir. Bu yayinin hibir kismi ZTE Corporation in nceden yazili izni olmadan fotokopi ve mikrofilmle oaltma da dahil olmak zere elektronik veya mekanik hibir yntemle veya hibir ekilde alintilanama...

lang:id score:28 filesize: 1.48 M page_count: 34 document date: 2014-06-13



[pdf] User Manual Quick Start Guide Specifications

ZTE MF65 Let s go The manual is published by Corporation We reserve the right to make modifications on print errors or update specifications without prior notice Version No R1 1 NOTE Do not use device in an enclosed environment where heat dissipation poor Prolonged work such space may cause excessive and raise ambient 2014081110164055 ztedevice UpLoadFiles product 727 4767

ZTE **MF65** Let s go Getting started with your device. LEGAL INFORMATION Copyright 2014 ZTE CORPORATION. All rights reserved. No part of this publication may be excerpted, reproduced, translated or utilized in any form or by any means, electronic or mechanical, including photocopying and microfilm, wi...

lang:en score:28 filesize: 1.78 M page_count: 2 document date: 2013-02-18



[pdf] User Manual Quick Start Guide Installation Guide Specifications Label

ZTE MF65 Let s go Devices NOTE You can find the default SSID on label of your device 4 Enter password and then click Connect may need to enter for the The manual is published by Corporation We reserve right make modifications print errors or update specifications without prior notice Version No R1 0 Edition Time 2014 Manual 079584506502 Do not use in an enclosed environment where heat dis sipation poor Prolonged work such space cause 2014101013431922 ztedevices global support product 506 4944 ztedevice UpLoadFiles

ZTE **MF65** Let s go Getting Started With Your Device LEGAL INFORMATION Copyright 2014 ZTE CORPORATION. All rights reserved. No part of this publication may be excerpted, reproduced, translated or utilized in any form or by any means, electronic or mechanical, including photocopying and microfilm, w...

lang:en score:27 filesize: 737.42 K page_count: 2 document date: 2014-08-04



[pdf] User Manual

Emma O utilitário ZGPatchForEcmDriverV1 0 6 pkg Requisitos Detalhes de Instalação ZTE MF65 Guia Instalacao conteudos meo pt Documentos Manuais Routers |||

ZTE OS X Yosemite Guia de instalao do utilitrio para placas O utilitrio ZGPatchForEcmDriverV1.0.6.pkg 1. Sistema Operativo: OS X Yosemite 10.10 . 2. Equipamentos: ZTE MF667, ZTE MF63, ZTE **MF65**. 3. Sintomas: Depois de instalar o equipamento, o mesmo no detectado. 4. Soluo: Instalar o utilitri...

lang:pt score:26 filesize: 347.02 K page_count: 4 document date: 2015-01-15

[pdf] Quick Start Guide Guide Safety Datasheet

MF65M Quick Start Guidev1worldsim manuals ZTE MF65 Guide srsltid AfmBOoryUSttPXZRsy5wh7tIBIHA y13M2jJo0uBMfHczpG0 XpnuE3O GuideMF65M Guidev1ZTE Guideworldsim XpnuE3Oworldsim AfmBOoqunoWoUIFkvb0zq8qMWfhficGwS90jwu0EuT0X y0MsicQ8x5R GuideZTE y0MsicQ8x5Rworldsim AfmBOorm8EiE9Zau73whoKInNTny1q0ZWaQVgIhsUzkYqtj6m9uIJlVo WorldSIMLog in to the Pocket WiFi Plus configuration page 2 Select Settings Wi Fi Basic 3 Change Network Name SSID or Passv1v1ZTE AfmBOop4xb6WGXdekrqN7RFHPiwIwBV692ejijheZzbTkZY94t8nN ydworldsim WorldSIMMF65M PassLog Passv1v1v1ZTE AfmBOoqrlihGd3A5WonxRHlU8XvMUMUquEmAp6ndNsdS NnkGx 3sbZPworldsim AfmBOorm8EiE9Zau73whoKInNTny1q0ZWaQVgIhsUzkYqtj6m9uIJlVoworldsim AfmBOoouCsPjLEVBJQMpa7bKo 22amnQARaHIUiMlEf4zkzbnIUdPKN7 22amnQARaHIUiMlEf4zkzbnIUdPKN7worldsim AfmBOoqRzt7jd7YhwMpEdWqRKlcpvJ0cb5eUWmw77KSPuZ xInUHUp m AfmBOorvJCaD0rodGIPa4LOLGn2qbMxVg0yT1PbSypZ7W2NYSrilzgUAworldsim AfmBOoq ctY0B7iBTLVNJhEXG TM54Pro05va6kMds4GHzN8TlOttBBworldsim Passv1v1v1v1ZTE AfmBOoobC5Smqx GNe1 cmAY I9JRfl6dcHfmQOSqD5tdoTuHETCG6t0worldsim |||

MF65M Quick Start Guide ZTE CORPORATION NO. 55, Hi-tech Road South, ShenZhen, P.R.China Postcode: 518057 1 Getting to Know Your Device Appearance The following figure is for your reference only. 1. LED Indicators 2. Power Key 3. WPS Key 4. Charging/micro-USB Jack 5. U SIM Card Slot 6. microSDHC ...

lang:en score:26 filesize: 585.95 K page_count: 23 document date: 2014-12-12



[pdf] User Manual

Equipamentos de internet móvel routers Susana Prudente fixa Routers conteudos meo pt Documentos Manuais Pens ZTE MF65M Guia instalação rápida · Driver para instalar Mac Windows Manual do Equipamento Huawei E5220s |||

Equipamentos de internet mvel routers Escolha o seu router e descarregue toda a informao que necessita para instalar o equipamento. Huawei E5330 Guia de instalao rpida Driver para instalar Mac Manual do Equipamento ZTE **MF65**M Guia de instalao rpida Driver para instalar Mac Driver para instalar ...

lang:pt score:26 filesize: 474.34 K page_count: 2 document date: 2017-11-30

[pdf] User Manual Quick Start Guide Specifications

Getting to Know Your Device Status icons Connection Scenario The manual is published by ZTE Corporation We reserve the right make modifications on print errors or update specifications without prior notice Version No R1 0 Manual 079584506967 NOTE Do not use device in an enclosed environment where heat dissipation poor Prolonged work such space 2015030315024103 ztedevice UpLoadFiles product 506 5369

ZTE **MF65** Let s go Getting Started With Your Device ZTE CORPORATION NO. 55, Hi-tech Road South, ShenZhen, P.R.China Postcode: 518057 LEGAL INFORMATION Copyright 2014 ZTE CORPORATION. All rights reserved. No part of this publication may be excerpted, reproduced, translated or utilized in any form o...

lang:en score:26 filesize: 588.16 K page_count: 2 document date: 2014-12-03

[pdf] User Manual Quick Start Guide Specifications

Let s go ZTE Devices The manual is published by Corporation We reserve the right to make modifications on print errors or update specifications with out prior notice Version 2014072214040240 ztedevice UpLoadFiles product 588 4692

ZTE **MF65** Let s go Getting Started With Your Device ZTE CORPORATION NO. 55, Hi-tech Road South, ShenZhen, P.R.China Postcode: 518057 LEGAL INFORMATION Copyright 2014 ZTE CORPORATION. All rights reserved. No part of this publication may be excerpted, reproduced, translated or utilized in any form o...

lang:en score:25 filesize: 4.87 M page_count: 40 document date: 2014-05-28

[pdf] User Manual Quick Start Guide Specifications

Let s go ZTE Devices NOTE Do not use the device in an enclosed environment or where heat dissipation is poor Prolonged work such space may cause excessive and raise 2014072213380589 ztedevice UpLoadFiles product 612 4685 manual

ZTE **MF65** Let s go Getting Started With Your Device 1 LEGAL INFORMATION Copyright 2014 ZTE CORPORATION. All rights reserved. No part of this publication may be excerpted, reproduced, translated or utilized in any form or by any means, electronic or mechanical, including photocopying and microfilm,...

lang:en score:25 filesize: 1.21 M page_count: 24 document date: 2014-06-06

[pdf] User Manual Quick Start Guide Instructions Specifications Guide

MF65M Quick Start Guide WorldSIM Manual mode The default is Automatic Mode Operation Your device automatically connected to the Internet and you can surf on through client 1 Log in Pocket WiFi Plus configuration page 2 Select Settings Network Set tings Dial up WAN Connection then click Apply ZTE CORPORATION NO 55 Hi tech Road South ShenZhen WPS active 5 Wait until your successfully manual published by Corporation We re serve right make modifications print errors or update specifications without prior notice Version No R1 0 Edition Time December 4 2014 079584506977 operation maintenance instructions pro cedures iii End users mishandling misuse negligence improper installation disassembly stor age servicing of product iv Modifications repairs not provided a certified individual v Power failures surges fire flood accidents Getting Know Device Appearance following figure for reference only LED Indicators Key 3 Charging micro USB Jack U SIM Card Slot 6 microSDHC MF65 2015030315000815 worldsim manuals ztedevices global support 506 5368 ztedevice UpLoadFiles 80

MF65M Quick Start Guide ZTE CORPORATION NO. 55, Hi-tech Road South, ShenZhen, P.R.China Postcode: 518057 1 Getting to Know Your Device Appearance The following figure is for your reference only. 1. LED Indicators 2. Power Key 3. WPS Key 4. Charging/micro-USB Jack 5. U SIM Card Slot 6. microSDHC ...

lang:en score:25 filesize: 585.95 K page_count: 23 document date: 2014-12-12

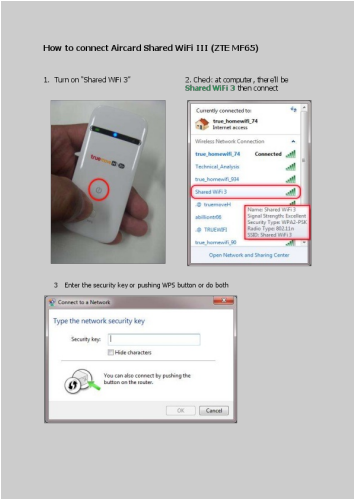

[pdf]

Piyawad How to connect Aircard Shared WiFi III ZTE MF65 1 Turn on 3 2 Check at computer there ll be then Connect ShareWiFi3 E www3 truecorp co th assets files |||

How to connect Aircard Shared WiFi III ZTE **MF65** 1. Turn on Shared WiFi 3 2. Check at computer, there ll be Shared WiFi 3 then connect 3 Enter the security key or pushing WPS button or do both 3.1 Press and hold WPS button around 5 seconds 3.2 Enter WiFi password, this can be checked at the ...

lang:en score:25 filesize: 390.9 K page_count: 4 document date: 2015-12-01



[pdf] User Manual Quick Start Guide Specifications

Let s go The manual is published by ZTE Corporation We reserve the right to make modifications on print errors or update specifications without prior notice Version No R1 0 Edition Time 2014 01 NOTE Do not use device in an enclosed environment where heat dissipa tion poor Prolonged work such space may cause excessive 2014021309212787 ztedevice UpLoadFiles product 506 4208

ZTE **MF65** Let s go Getting started with your device. ZTE CORPORATION NO. 55, Hi-tech Road South, ShenZhen, P.R.China Postcode: 518057 LEGAL INFORMATION Copyright 2014 ZTE CORPORATION. All rights reserved. No part of this publication may be excerpted, reproduced, translated or utilized in any form o...

lang:en score:23 filesize: 1.88 M page_count: 2 document date: 2014-01-06



[pdf] User Manual Quick Start Guide Specifications Guide

Blue solid Wi Fi is active Installing Your Device Connect 9 10 11 12 13 4 Wait a moment and then the client will connect to your device successfully Accessing Internet After connected 2013112009445674 ztedevice UpLoadFiles product 610 3908 manual

MF65 Quick Start Guide LEGAL INFORMATION Copyright 2013 ZTE CORPORATION. All rights reserved. No part of this publication may be excerpted, reproduced, translated or utilized in any form or by any means, electronic or mechanical, including photocopying and microfilm, without the prior written perm...

lang:en score:21 filesize: 3.43 M page_count: 2 document date: 2013-09-24

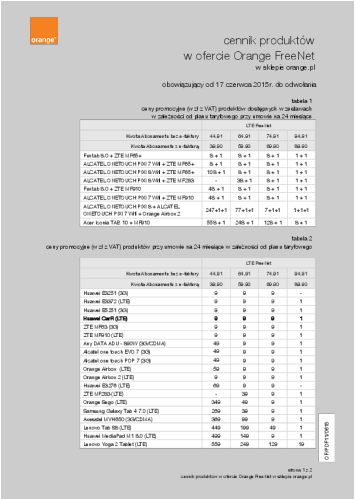

cennik produktów
w ofercie Orange FreeNet
w sklepie orange.pl

obowiązujący od 17 czerwca 2015r. do odwołania

tabela 1
ceny promocyjne (w zł ± VAT) produktów dostępne jak w zestawach
w zależności od planu taryfowego przy umowie na 24 miesiące

	LTE FreeNet			
Kwota Abonamentu bez e-faktury	44,91	64,91	74,91	94,91
Kwota Abonamentu z e-fakturą	39,90	59,90	69,90	89,90
Funtab 8.0 + ZTE MF65+	0 + 1	0 + 1	0 + 1	1 + 1
ALCATEL ONETOUCH PIXI 7 Wifi + ZTE MF65+	0 + 1	0 + 1	0 + 1	1 + 1
ALCATEL ONETOUCH PIXI 8 Wifi + ZTE MF65+	109 + 1	0 + 1	0 + 1	1 + 1
ALCATEL ONETOUCH PIXI 8 Wifi + ZTE MF286	-	39 + 1	0 + 1	1 + 1
Funtab 8.0 + ZTE MF60	49 + 1	0 + 1	0 + 1	1 + 1
ALCATEL ONETOUCH PIXI 7 Wifi + ZTE MF910	49 + 1	0 + 1	0 + 1	1 + 1
ALCATEL ONETOUCH PIXI 8 + ALCATEL ONETOUCH PIXI 7 Wifi + Orange Airbox 2	247+1+1	77+1+1	7+1+1	1+1+1
Acer Iconia TAB 10 + MF910	559 + 1	249 + 1	129 + 1	0 + 1

tabela 2
ceny promocyjne (w zł ± VAT) produktów przy umowie na 24 miesiące w zależności od planu taryfowego

	LTE FreeNet			
Kwota Abonamentu bez e-faktury	44,91	64,91	74,91	94,91
Kwota Abonamentu z e-fakturą	39,90	59,90	69,90	89,90
Huawei E3251 (3G)	0	0	0	-
Huawei E3372 (LTE)	0	0	0	1
Huawei E8251 (3G)	0	0	0	1
Huawei Carifi (LTE)	**0**	**0**	**0**	**1**
ZTE MF65 (3G)	0	0	0	1
ZTE MF910 (LTE)	0	0	0	1
Any DATA AS-II - SIERW (3G/CDMA)	49	0	0	1
Alcatel one touch EVO 7 (3G)	49	0	0	1
Alcatel one touch POP 7 (3G)	49	0	0	1
Orange Airbox (LTE)	59	0	0	1
Orange Airbox 2 (LTE)	0	0	0	1
Huawei E5375 (LTE)	69	0	0	-
ZTE MF286 (LTE)	-	39	0	1
Orange Sego (LTE)	349	49	0	1
Samsung Galaxy Tab 4 7.0 (LTE)	259	39	0	1
Avessial UVM850 (3G/CDMA)	369	99	0	1
Lenovo Tab 8B (LTE)	449	199	49	1
Huawei MediaPad M1 8.0 (LTE)	499	149	0	1
Lenovo Yoga 2 Tablet (LTE)	559	249	129	19

strona 1 z 2
cennik produktów w ofercie Orange FreeNet w sklepie orange.pl

[pdf]

cennik Przem C 4090115549 orange pl ocp http PL Binary2 1997126 |||

cennik produktw w ofercie Orange FreeNet w sklepie orange.pl obowizujcy od 17 czerwca 2015r. do odw ... a Abonamentu bez e-faktury 44,91 64,91 74,91 94,91 Kwota Abonamentu z e-faktur Funtab 8.0 ZTE **MF65** ALCATEL ONETOUCH PIXI 7 Wifi ZTE **MF65** ALCATEL ONETOUCH PIXI 8 Wifi ZTE **MF65** ALCATEL ONET...

lang:tl score:18 filesize: 216.38 K page_count: 2 document date: 2015-06-17

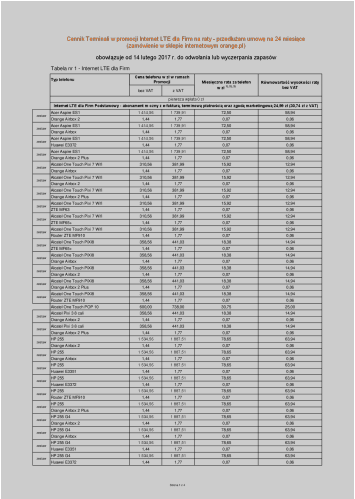

Cennik Terminali w promocji Internet LTE dla Firm na raty - przedłużam umowę na 24 miesiące
(zamówienie w sklepie internetowym orange.pl)

obowiązuje od 14 lutego 2017r. do odwołania lub wyczerpania zapasów

Tabela nr 1 - Internet LTE dla Firm

Typ telefonu	Cena telefonu w ofercie Promocji		Miesięczna rata za telefon w ze 0,01%	Równowartość wypłaconej raty bez VAT
	bez VAT	z VAT		
	OFERTA NIEDOSTĘPNA			
Internet LTE dla Firm Podstawowy - abonament w ceny z kartą, terminowy płatności oraz zgody marketingowej 24,90 zł (30,74 zł z VAT)				
Acer Aspire E51	1.613,00	1.736,91	72,00	69,04
Orange Airbox 2	1,44	1,77	0,07	0,06
Acer Aspire E51	1.613,00	1.736,91	72,00	69,04
Orange Airbox	1,44	1,77	0,07	0,06
Acer Aspire E51	1.613,00	1.736,91	72,00	69,04
Orange Airbox 2	1,44	1,77	0,07	0,06
Acer Aspire E51	1.613,00	1.736,91	72,00	69,04
Orange Airbox 2 Plus	1,44	1,77	0,07	0,06
Alcatel One Touch Pixi 7 Wifi	319,08	391,86	13,30	12,04
Orange Airbox	1,44	1,77	0,07	0,06
Alcatel One Touch Pixi 7 Wifi	319,08	391,86	13,30	12,04
Orange Airbox 2	1,44	1,77	0,07	0,06
Alcatel One Touch Pixi 7 Wifi	319,08	391,86	13,30	12,04
Orange Airbox 2 Plus	1,44	1,77	0,07	0,06
Alcatel One Touch Pixi 7 Wifi	319,08	391,86	13,30	12,04
ZTE MF65	1,44	1,77	0,07	0,06
Alcatel One Touch Pixi 7 Wifi	319,08	391,86	13,30	12,04
ZTE MF65+	1,44	1,77	0,07	0,06
Alcatel One Touch Pixi 7 Wifi	319,08	391,86	13,30	12,04
Router ZTE MF910	1,44	1,77	0,07	0,06
Alcatel One Touch PIXI8	356,58	441,83	13,38	14,04
ZTE MF65+	1,44	1,77	0,07	0,06
Alcatel One Touch PIXI8	356,58	441,83	13,38	14,04
Orange Airbox 2	1,44	1,77	0,07	0,06
Alcatel One Touch PIXI8	356,58	441,83	13,38	14,04
Orange Airbox 2 Plus	1,44	1,77	0,07	0,06
Alcatel One Touch PIXI8	356,58	441,83	13,38	14,04
Router ZTE MF910	1,44	1,77	0,07	0,06
Alcatel One Touch POP 10	585,00	708,58	20,75	25,08
Alcatel Pixi 3 (8) cal	356,58	441,83	13,38	14,04
Orange Airbox 2	1,44	1,77	0,07	0,06
Alcatel Pixi 3 (8) cal	356,58	441,83	13,38	14,04
Orange Airbox 2 Plus	1,44	1,77	0,07	0,06
HP 250	1.134,00	1.397,51	79,65	63,04
Orange Airbox 2	1,44	1,77	0,07	0,06
HP 250	1.134,00	1.397,51	79,65	63,04
Orange Airbox	1,44	1,77	0,07	0,06
HP 250	1.134,00	1.397,51	79,65	63,04
Huawei E3251	1,44	1,77	0,07	0,06
HP 250	1.134,00	1.397,51	79,65	63,04
Huawei E3372	1,44	1,77	0,07	0,06
HP 250	1.134,00	1.397,51	79,65	63,04
Router ZTE MF910	1,44	1,77	0,07	0,06
HP 250	1.134,00	1.397,51	79,65	63,04
Orange Airbox 2 Plus	1,44	1,77	0,07	0,06
HP 250 G4	1.134,00	1.397,51	79,65	63,04
Orange Airbox	1,44	1,77	0,07	0,06
HP 250 G4	1.134,00	1.397,51	79,65	63,04
Huawei E3251	1,44	1,77	0,07	0,06
HP 250 G4	1.134,00	1.397,51	79,65	63,04
Huawei E3372	1,44	1,77	0,07	0,06

Strona 1 z 4

[pdf]

4104598930 orange pl ocp http PL Binary2 2004198 |||

Cennik Terminali w promocji Internet LTE dla Firm na raty - przedluam umow na 24 miesice zamwienie ... TE MF63 310,56 1,44 381,99 1,77 15,92 0,07 12,94 0,06 Alcatel One Touch Pixi 7 Wifi zestaw ZTE **MF65** 310,56 1,44 381,99 1,77 15,92 0,07 12,94 0,06 Alcatel One Touch Pixi 7 Wifi zestaw Router...

lang:de score:18 filesize: 134.9 K page_count: 4 document date: 2017-02-14

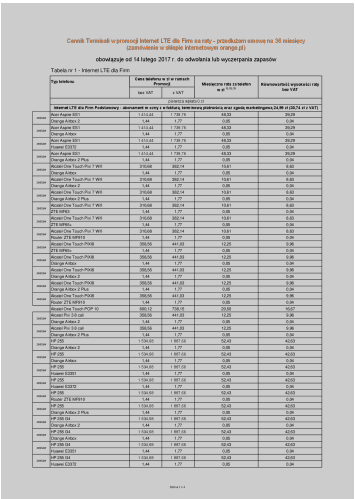

Cennik Terminali w promocji Internet LTE dla Firm na raty - przedłużam umowę na 36 miesięcy
(zamówienie w sklepie internetowym orange.pl)

obowiązuje od 14 lutego 2017r. do odwołania lub wyczerpania zapasów

Tabela nr 1 - Internet LTE dla Firm

Typ telefonu	Cena telefonu w ofercie Promocji		Miesięczna rata za telefon w ze 0,01%	Równowartość wypłaconej raty bez VAT
	bez VAT	z VAT		
	OFERTA NIEDOSTĘPNA			
Internet LTE dla Firm Podstawowy - abonament w ceny z kartą, terminowy płatności oraz zgody marketingowej 24,90 zł (30,74 zł z VAT)				
Acer Aspire E51	1.613,00	1.736,19	44,83	39,29
Orange Airbox 2	1,44	1,77	0,05	0,04
Acer Aspire E51	1.613,00	1.736,19	44,83	39,29
Orange Airbox	1,44	1,77	0,05	0,04
Acer Aspire E51	1.613,00	1.736,19	44,83	39,29
Huawei E3372	1,44	1,77	0,05	0,04
Acer Aspire E51	1.613,00	1.736,19	44,83	39,29
Orange Airbox 2 Plus	1,44	1,77	0,05	0,04
Alcatel One Touch Pixi 7 Wifi	319,08	392,14	13,61	8,63
Orange Airbox	1,44	1,77	0,05	0,04
Alcatel One Touch Pixi 7 Wifi	319,08	392,14	13,61	8,63
Orange Airbox 2	1,44	1,77	0,05	0,04
Alcatel One Touch Pixi 7 Wifi	319,08	392,14	13,61	8,63
Orange Airbox 2 Plus	1,44	1,77	0,05	0,04
Alcatel One Touch Pixi 7 Wifi	319,08	392,14	13,61	8,63
ZTE MF65	1,44	1,77	0,05	0,04
Alcatel One Touch Pixi 7 Wifi	319,08	392,14	13,61	8,63
ZTE MF65+	1,44	1,77	0,05	0,04
Alcatel One Touch Pixi 7 Wifi	319,08	392,14	13,61	8,63
Router ZTE MF910	1,44	1,77	0,05	0,04
Alcatel One Touch PIXI8	356,58	441,83	12,25	5,38
ZTE MF65+	1,44	1,77	0,05	0,04
Alcatel One Touch PIXI8	356,58	441,83	12,25	5,38
Orange Airbox 2	1,44	1,77	0,05	0,04
Alcatel One Touch PIXI8	356,58	441,83	12,25	5,38
Orange Airbox 2 Plus	1,44	1,77	0,05	0,04
Alcatel One Touch PIXI8	356,58	441,83	12,25	5,38
Router ZTE MF910	1,44	1,77	0,05	0,04
Alcatel One Touch POP 10	585,00	708,18	23,58	10,07
Alcatel Pixi 3 (8) cal	356,58	441,83	12,25	5,38
Orange Airbox 2	1,44	1,77	0,05	0,04
Alcatel Pixi 3 (8) cal	356,58	441,83	12,25	5,38
Orange Airbox 2 Plus	1,44	1,77	0,05	0,04
HP 250	1.134,00	1.397,05	52,43	42,03
Orange Airbox 2	1,44	1,77	0,05	0,04
HP 250	1.134,00	1.397,05	52,43	42,03
Orange Airbox	1,44	1,77	0,05	0,04
HP 250	1.134,00	1.397,05	52,43	42,03
Huawei E3251	1,44	1,77	0,05	0,04
HP 250	1.134,00	1.397,05	52,43	42,03
Huawei E3372	1,44	1,77	0,05	0,04
HP 250	1.134,00	1.397,05	52,43	42,03
Router ZTE MF910	1,44	1,77	0,05	0,04
HP 250	1.134,00	1.397,05	52,43	42,03
Orange Airbox 2 Plus	1,44	1,77	0,05	0,04
HP 250 G4	1.134,00	1.397,05	52,43	42,03
Orange Airbox 2	1,44	1,77	0,05	0,04
HP 250 G4	1.134,00	1.397,05	52,43	42,03
Orange Airbox	1,44	1,77	0,05	0,04
HP 250 G4	1.134,00	1.397,05	52,43	42,03
Huawei E3251	1,44	1,77	0,05	0,04
HP 250 G4	1.134,00	1.397,05	52,43	42,03
Huawei E3372	1,44	1,77	0,05	0,04

Strona 1 z 4

[pdf]

4104598969 orange pl ocp http PL Binary2 2004198 |||

Cennik Terminali w promocji Internet LTE dla Firm na raty - przedluam umow na 36 miesicy zamwienie ... ZTE MF63 310,68 1,44 382,14 1,77 10,61 0,05 8,63 0,04 Alcatel One Touch Pixi 7 Wifi zestaw ZTE **MF65** 310,68 1,44 382,14 1,77 10,61 0,05 8,63 0,04 Alcatel One Touch Pixi 7 Wifi zestaw Router ...

lang:de score:18 filesize: 135.03 K page_count: 4 document date: 2017-02-14

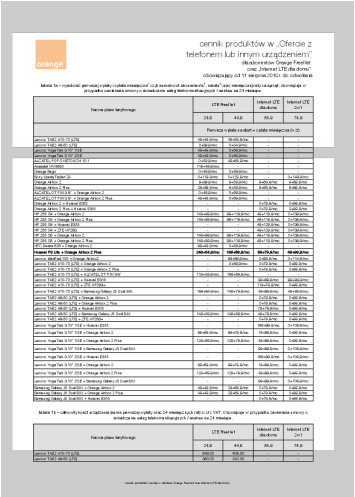

cennik produktów w „Ofercie z telefonem lub innym urządzeniem" dla abonentów Orange FreeNet oraz „Internet LTE dla domu", obowiązujący od 11 sierpnia 2015r. do odwołania

[pdf]

mrudzi02 4086986200 orange pl ocp http PL Binary2 1995598 |||

cennik produktw w ,,Ofercie z telefonem lub innym urzdzeniem dla abonentw Orange FreeNet oraz ,,Int ... awei E5251 0 49,9/mc ALCATEL ONETOUCH PIXI 7 ZTE MF63 0 49,9/mc ALCATEL ONETOUCH PIXI 7 ZTE **MF65** 0 49,9/mc ALCATEL ONETOUCH PIXI 7 ZTE MF910 0 49,9/mc ALCATEL ONETOUCH PIXI 8 Orange A...

lang:tl score:18 filesize: 180.68 K page_count: 4 document date: 2016-08-09

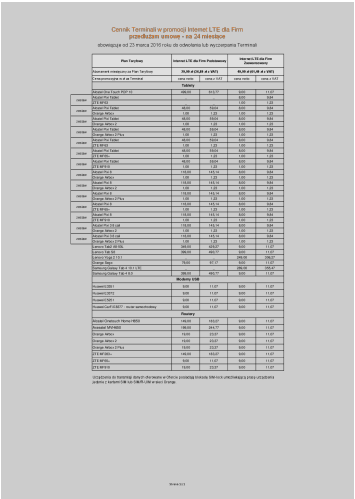

Cennik Terminali w promocji Internet LTE dla Firm przedłużam umowę - na 24 miesiące

obowiązuje od 23 marca 2016 roku do odwołania lub wyczerpania Terminali

[pdf]

Różanowska Anna Detal 4104596979 orange pl ocp http PL Binary2 2004197 |||

Cennik Terminali w promocji Internet LTE dla Firm przedluam umow - na 24 miesice obowizuje od 23 mar ... box 2 Alcatel Pixi Tablet Orange Airbox 2 Plus Alcatel Pixi Tablet ZTE MF63 Alcatel Pixi Tablet ZTE **MF65** Alcatel Pixi Tablet ZTE MF910 Alcatel Pixi 8 Orange Airbox Alcatel Pixi 8 Orange Airbox 2 Alca...

lang:tl score:17 filesize: 196.78 K page_count: 1 document date: 2016-03-30

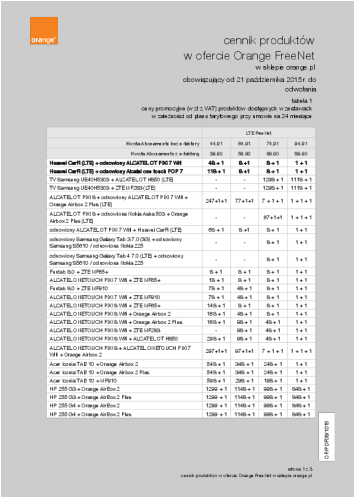

cennik produktów w ofercie Orange FreeNet w sklepie orange.pl

obowiązujący od 21 października 2015r. do odwołania

[pdf]

cennik Przem C 4077659511 orange pl ocp http PL Binary2 1991044 |||

cennik produktw w ofercie Orange FreeNet w sklepie orange.pl obowizujcy od 21 padziernika 2015r. do ... ony Samsung Galaxy Tab 4 7.0 LTE odnowiony Samsung S5610 / odnowiona Nokia 225 Funtab 8.0 ZTE **MF65** ALCATEL ONETOUCH PIXI 7 Wifi ZTE **MF65** Funtab 8.0 ZTE MF910 ALCATEL ONETOUCH PIXI 7 Wifi ...

lang:tl score:17 filesize: 252.02 K page_count: 3 document date: 2015-10-21

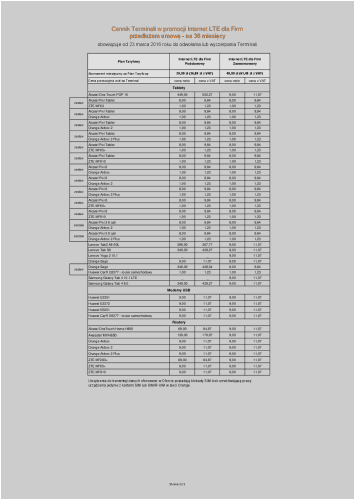

Cennik Terminali w promocji Internet LTE dla Firm
przedłużeń umowa - na 36 miesięcy
obowiązuje od 23 marca 2016 roku do odwołania lub wyczerpania Terminali

	Plan Taryfowy	Internet LTE dla Firm Podstawowy		Internet LTE dla Firm Zaawansowany	
	Abonament następny w Plan Taryfowy	75,00 ZŁ(61,01 ZŁ + VAT)		95,00 ZŁ(77,24 ZŁ + VAT)	
	Cena promocyjna za ok.ja Terminal	cena netto	cena z VAT	cena netto	cena z VAT
	Tablety				
	Huawei One Touch POP 10	249,00	202,27	8,00	11,07
nowość	ZTE MF910	1,00	1,23	1,00	1,23
	ZTE MF63	1,00	1,23	1,00	1,23
nowość	Alcatel Pixi Tablet	8,00	9,84	8,00	9,84
	Orange Airbox	1,00	1,23	1,00	1,23
nowość	Alcatel Pixi Tablet	8,00	9,84	8,00	9,84
	Orange Airbox 2	1,00	1,23	1,00	1,23
nowość	Alcatel Pixi Tablet	8,00	9,84	8,00	9,84
	Orange Airbox 2 Plus	1,00	1,23	1,00	1,23
nowość	Huawei Pixi Tablet	8,00	9,84	8,00	9,84
	ZTE MF910	1,00	1,23	1,00	1,23
nowość	Alcatel Pixi Tablet	8,00	9,84	8,00	9,84
	ZTE MF63	1,00	1,23	1,00	1,23
nowość	Huawei Pixi 8	8,00	9,84	8,00	9,84
	Orange Airbox	1,00	1,23	1,00	1,23
nowość	Huawei Pixi 8	8,00	9,84	8,00	9,84
	Orange Airbox 2	1,00	1,23	1,00	1,23
nowość	Huawei Pixi 8	8,00	9,84	8,00	9,84
	Orange Airbox 2 Plus	1,00	1,23	1,00	1,23
nowość	Huawei Pixi 8	8,00	9,84	8,00	9,84
	ZTE MF910	1,00	1,23	1,00	1,23
nowość	Huawei Pixi 8	8,00	9,84	8,00	9,84
	ZTE MF63	1,00	1,23	1,00	1,23
nowość	Huawei Pixi 8 Lite	8,00	9,84	8,00	9,84
	Orange Airbox 2	1,00	1,23	1,00	1,23
nowość	Huawei Pixi 8 Lite	8,00	9,84	8,00	9,84
	Orange Airbox 2 Plus	1,00	1,23	1,00	1,23
	Lenovo Tab 3A 8 LTE	299,00	367,77	8,00	11,07
	Lenovo Tab 3B	349,00	429,27	8,00	11,07
	Lenovo Yoga 3 8.1			8,00	11,07
	ZTE Blade	1,00	1,23	1,00	1,23
nowość	Samsung Galaxy Tab A 10.1	249,00	306,24	8,00	11,07
	Alcatel OCR 9001T - model zaktualizowany	1,00	1,23	1,00	1,23
	Samsung Galaxy Tab A 10.1 LTE			8,00	11,07
	Samsung Galaxy Tab 10.1 LTE	349,00	429,27	8,00	11,07
	Modemy USB				
	Huawei E3372	9,00	11,07	9,00	11,07
	Huawei E3372	9,00	11,07	9,00	11,07
	Huawei E3372	9,00	11,07	9,00	11,07
	Alcatel OT 9001T - model zaktualizowany	9,00	11,07	9,00	11,07
	Modemy				
	Alcatel One Touch Home HH40	39,00	47,97	9,00	11,07
	Alcatel MW40V	139,00	170,97	9,00	11,07
	Orange Airbox	9,00	11,07	9,00	11,07
	Orange Airbox 2	9,00	11,07	9,00	11,07
	Orange Airbox 2 Plus	9,00	11,07	9,00	11,07
	ZTE MF65N	9,00	11,07	9,00	11,07
	ZTE MF910	9,00	11,07	9,00	11,07
	ZTE MF63	9,00	11,07	9,00	11,07

Usługa dostępna na terytorium całego Królestwa w Sieciach pokrywają blisko 99% kim zamieszkującą pomy urządzenia zdolne z kartami MB od SIMM Ciel w sieci Orange.

Strona 1 z 1

[pdf]

Różanowska Anna Detal 4104597113 orange pl ocp http PL Binary2 2004197 |||

Cennik Terminali w promocji Internet LTE dla Firm przedluam umow - na 36 miesicy obowizuje od 23 mar ... lcatel Pixi Tablet Orange Airbox 2 Alcatel Pixi Tablet Orange Airbox 2 Plus Alcatel Pixi Tablet ZTE **MF65** Alcatel Pixi Tablet ZTE MF910 Alcatel Pixi 8 Orange Airbox Alcatel Pixi 8 Orange Airbox 2 Alca...

lang:tl score:17 filesize: 196.92 K page_count: 1 document date: 2016-03-30

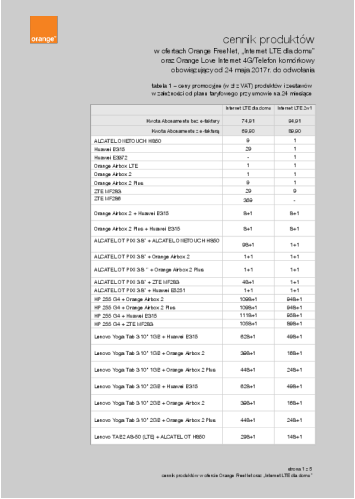

orange

cennik produktów
w ofertach Orange FreeNet, „Internet LTE dla domu"
oraz Orange Love Internet 4G/Telefon komórkowy
obowiązujący od 24 maja 2017r. do odwołania

tabela 1 – ceny promocyjne (w zł z VAT) produktów i zestawów
w ZAKCHOD od plana taryfowego przy umowie na 24 miesiące

	Internet LTE dla domu	Internet LTE 2+1
Kwota Abonamentu bez e-faktury	74,91	94,91
Kwota Abonamentu z e-fakturą	69,90	89,90
ALCATEL ONETOUCH HH80	9	1
Huawei E515	29	1
Huawei E3372	-	1
Orange Airbox LTE	1	1
Orange Airbox 2	1	1
Orange Airbox 2 Plus	9	1
ZTE MF25B	29	9
ZTE MF29B	369	-
Orange Airbox 2 + Huawei E515	8+1	8+1
Orange Airbox 2 Plus + Huawei E515	8+1	8+1
ALCATEL OT F00 3/B + ALCATEL ONETOUCH HH80	98+1	1+1
ALCATEL OT F00 3/B + Orange Airbox 2	1+1	1+1
ALCATEL OT F00 3/B + Orange Airbox 2 Plus	1+1	1+1
ALCATEL OT F00 3/B + ZTE MF25B	48+1	1+1
ALCATEL OT F00 3/B + Huawei E5251	1+1	1+1
HP 255 G4 + Orange Airbox 2	1398+1	948+1
HP 255 G4 + Orange Airbox 2 Plus	1398+1	948+1
HP 255 G4 + Huawei E5515	1159+1	658+1
HP 255 G4 + ZTE MF25B	1359+1	868+1
Lenovo Yoga Tab 3 10" 10S + Huawei E5515	628+1	498+1
Lenovo Yoga Tab 3 10" 10S + Orange Airbox 2	398+1	168+1
Lenovo Yoga Tab 3 10" 10S + Orange Airbox 2 Plus	448+1	248+1
Lenovo Yoga Tab 3 10" 20S + Huawei E5515	628+1	498+1
Lenovo Yoga Tab 3 10" 20S + Orange Airbox 2	398+1	168+1
Lenovo Yoga Tab 3 10" 20S + Orange Airbox 2 Plus	448+1	248+1
Lenovo TAB2 A8-50 LTE + ALCATEL OT H800	298+1	148+1

strona 1 z 5
cennik produktów w ofertach Orange FreeNet oraz „Internet LTE dla domu"

[pdf]

cennik Przem C 4106482964 orange pl ocp http PL Binary2 2005118 |||

cennik produktw w ofertach Orange FreeNet, ,,Internet LTE dla domu oraz Orange Love Internet 4G/Tel ... ch 10 Huawei B5251s Orange Airbox 2 Plus - - - ALCATEL ONETOUCH PIXI 7 ZTE 18 1 8 1 - **MF65** ALCATEL ONETOUCH PIXI 7 ZTE MF910 78 1 48 1 - ALCATEL ONETOUCH PIXI 8 ALCATEL ONETOUC...

lang:it score:17 filesize: 298.05 K page_count: 5 document date: 2017-05-19

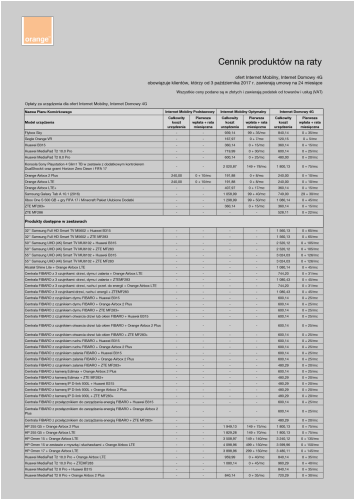

orange

Cennik produktów na raty

ofert Internet Mobilny, Internet Domowy 4G
obowiązuje klientów, którzy od 3 października 2017 r. zawierają umowę na 24 miesiące

Wszystkie ceny podane są w złotych i zawierają podatek od towarów i usług (VAT)

Opłaty za urządzenia dla ofert Internet Mobilny, Internet Domowy 4G

Nazwa Planu Komórkowego	Internet Mobilny Podstawowy		Internet Mobilny Optymalny		Internet Domowy 4G	
Model urządzenia	Całkowity koszt urządzenia	Pierwsza opłata miesięczna	Całkowity koszt urządzenia	Pierwsza opłata miesięczna	Całkowity koszt urządzenia	Pierwsza opłata miesięczna
Fphone Sky	-	-	599,14	44 + 30/mc	849,14	0 + 30/mc
Gigabit Energy MF	-	-	149,97	0 + 0/mc	129,15	0 + 5/mc
Huawei E5573	-	-	399,14	0 + 10/mc	399,14	0 + 10/mc
Huawei MediaPad T3 10.0 Pro	-	-	1 499,14	149 + 70/mc	1 499,14	0 + 70/mc
Huawei MediaPad T3 8 Pro	-	-	999,14	0 + 30/mc	999,98	0 + 25/mc
Konsola Sony Playstation 4 Slim 1 TB w zestawie z dodatkowym kontrolerem DualShock oraz grami Horizon Zero Dawn i FIFA 17	-	-	2 329,97	149 + 70/mc	1 999,15	0 + 70/mc
Orange Airbox 2 Plus	249,98	0 + 10/mc	191,98	0 + 0/mc	249,98	0 + 10/mc
Orange Airbox LTE	249,98	0 + 10/mc	191,98	0 + 0/mc	249,98	0 + 10/mc
Orange Airbox LTE+	-	-	407,97	0 + 17/mc	399,14	0 + 10/mc
Samsung Galaxy Tab A 10.1 (2016)	-	-	1 099,98	99 + 40/mc	749,98	0 + 30/mc
Samsung TV 55K UE + gry FIFA 17 / Minecraft Pakiet Ulubione Dodatki	-	-	3 199,98	99 + 50/mc	999,14	0 + 40/mc
ZTE MF910	-	-	399,14	0 + 10/mc	399,14	0 + 10/mc
ZTE MF29B	-	-	-	-	329,17	0 + 20/mc
Produkty dostępne w zestawach						
32" Samsung Full HD Smart TV MU6102 + Huawei B315	-	-	-	-	1 999,15	0 + 60/mc
32" Samsung Full HD Smart TV MU6102 + ZTE MF910	-	-	-	-	1 999,15	0 + 60/mc
50" Samsung UHD (4K) Smart TV MU6102 + Huawei B315	-	-	-	-	3 599,15	0 + 100/mc
50" Samsung UHD (4K) Smart TV MU6102 + ZTE MF910	-	-	-	-	3 599,15	0 + 100/mc
50" Samsung UHD (4K) Smart TV MU6102 + Huawei B315	-	-	-	-	3 599,15	0 + 100/mc
50" Samsung UHD (4K) Smart TV MU6102 + ZTE MF910	-	-	-	-	3 599,15	0 + 100/mc
Model Xbox Lite + Orange Airbox LTE	-	-	-	-	1 999,14	0 + 40/mc
Centrala FIBARO z 2 czujnikami: ruchu, dymu i zalania + Orange Airbox LTE	-	-	-	-	749,00	0 + 27/mc
Centrala FIBARO z 2 czujnikami: ruchu, dymu i otwarcia + ZTE MF63	-	-	-	-	1 099,00	0 + 30/mc
Centrala FIBARO z 2 czujnikami: ruchu i temp.i poziom. ob.wody + Orange Airbox LTE	-	-	-	-	749,00	0 + 27/mc
Centrala FIBARO z 2 czujnikami: ruchu i temp.i poziom. ob.wody + ZTE MF63	-	-	-	-	1 099,00	0 + 30/mc
Centrala FIBARO z czujnikiem ruchu FIBARO + Huawei E5573	-	-	-	-	999,14	0 + 25/mc
Centrala FIBARO z czujnikiem ruchu FIBARO + Orange Airbox 2 Plus	-	-	-	-	999,14	0 + 25/mc
Centrala FIBARO z czujnikiem ruchu FIBARO + ZTE MF910	-	-	-	-	999,14	0 + 25/mc
Centrala FIBARO z czujnikiem otwarcia drzwi lub okien FIBARO + Huawei E5573	-	-	-	-	999,14	0 + 25/mc
Centrala FIBARO z czujnikiem otwarcia drzwi lub okien FIBARO + Orange Airbox 2 Plus	-	-	-	-	999,14	0 + 25/mc
Centrala FIBARO z czujnikiem otwarcia drzwi lub okien FIBARO + ZTE MF910	-	-	-	-	999,14	0 + 25/mc
Centrala FIBARO z czujnikiem ruchu FIBARO + Huawei E5573	-	-	-	-	999,14	0 + 25/mc
Centrala FIBARO z czujnikiem ruchu FIBARO + Orange Airbox 2 Plus	-	-	-	-	999,14	0 + 25/mc
Centrala FIBARO z czujnikiem ruchu FIBARO + ZTE MF910	-	-	-	-	999,14	0 + 25/mc
Centrala FIBARO z kamerą Eldmax + Orange Airbox 2 Plus	-	-	-	-	999,14	0 + 25/mc
Centrala FIBARO z kamerą Eldmax + ZTE MF910	-	-	-	-	999,14	0 + 25/mc
Centrala FIBARO z kamerą IP D link 930L + Huawei E5573	-	-	-	-	999,14	0 + 25/mc
Centrala FIBARO z kamerą IP D link 930L + Orange Airbox 2 Plus	-	-	-	-	999,14	0 + 25/mc
Centrala FIBARO z kamerą IP D link 930L + ZTE MF910	-	-	-	-	999,14	0 + 25/mc
Centrala FIBARO z przełącznikiem do zarządzania energią FIBARO + Huawei E5573	-	-	-	-	999,14	0 + 25/mc
Centrala FIBARO z przełącznikiem do zarządzania energią FIBARO + Orange Airbox 2 Plus	-	-	-	-	999,14	0 + 25/mc
Centrala FIBARO z przełącznikiem do zarządzania energią FIBARO + ZTE MF910	-	-	-	-	999,14	0 + 25/mc
HP 255 G5 + Orange Airbox 2 Plus	-	-	1 949,15	149 + 70/mc	1 999,15	0 + 70/mc
HP 255 G5 + Orange Airbox LTE	-	-	1 999,15	149 + 70/mc	1 999,15	0 + 70/mc
HP Omen 15 + Orange Airbox LTE	-	-	3 599,97	149 + 140/mc	3 599,15	0 + 130/mc
HP Omen 17 + Orange Airbox LTE + dokładkami + Orange Airbox LTE	-	-	4 199,97	149 + 140/mc	3 599,15	0 + 130/mc
HP Omen 17 + Orange Airbox LTE	-	-	3 999,98	499 + 130/mc	3 499,15	0 + 100/mc
Huawei MediaPad T3 10.0 Pro + Orange Airbox LTE	-	-	999,98	0 + 40/mc	849,14	0 + 30/mc
Huawei MediaPad T3 10.0 Pro + ZTE MF910	-	-	1 099,14	0 + 40/mc	949,98	0 + 40/mc
Huawei MediaPad T3 8 Pro + Huawei B315	-	-	-	-	849,14	0 + 30/mc
Huawei MediaPad T3 8 Pro + Orange Airbox 2 Plus	-	-	849,14	0 + 30/mc	749,98	0 + 30/mc

[pdf]

PTK Centertel internet mobilny domowy 4g raty cennik 20171003 fs siteor gsmonline article attachments 157789 original |||

Cennik produktw na raty ofert Internet Mobilny, Internet Domowy 4G obowizuje klientw, ktrzy od 3 pa ... - - - ALCATEL ONETOUCH PIXI 7 ZTE MF63 - - 600,14 0 25/mc ALCATEL ONETOUCH PIXI 7 ZTE **MF65** - - 600,14 0 25/mc ALCATEL ONETOUCH PIXI 7 ZTE MF910 - - 600,14 0 25/mc ALCATE...

lang:tl score:17 filesize: 180.58 K page_count: 3 document date: 2017-10-03

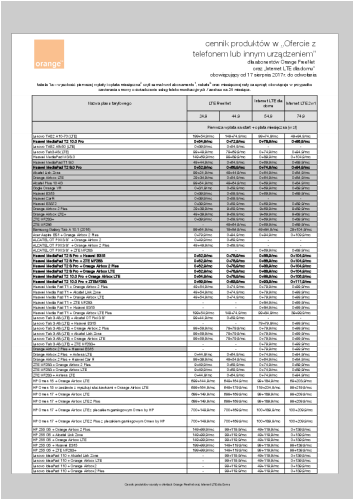

[pdf]

mrudzi02 4104772234 orange pl ocp http PL Binary2 2004283 |||

cennik produktw w ,,Ofercie z telefonem lub innym urzdzeniem dla abonentw Orange FreeNet oraz ,,Int ... ange Airbox 2 Plus - ALCATEL ONETOUCH PIXI 7 ZTE MF63 0 49,9/mc ALCATEL ONETOUCH PIXI 7 ZTE **MF65** 0 49,9/mc ALCATEL ONETOUCH PIXI 7 ZTE MF910 0 49,9/mc ALCATEL ONETOUCH PIXI 8 Orange A...

lang:tl score:16 filesize: 303.71 K page_count: 7 document date: 2017-08-16

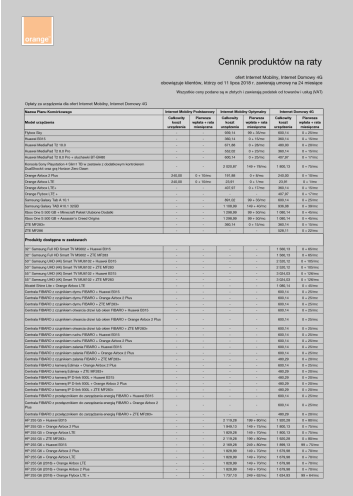

[pdf]

PTK Centertel internet mobilny domowy 4g raty cennik 20180711 fs siteor gsmonline article attachments 179471 original |||

Cennik produktw na raty ofert Internet Mobilny, Internet Domowy 4G obowizuje klientw, ktrzy od 11 l ... range Airbox 2 - ALCATEL ONETOUCH PIXI 8 Orange Airbox 2 Plus - ALCATEL ONETOUCH PIXI 8 ZTE **MF65** - ALCATEL OT PIXI 3 8 ALCATEL ONETOUCH H850 - ALCATEL OT PIXI 3 8 Orange Airbox 2 -...

lang:tl score:16 filesize: 202.3 K page_count: 4 document date: 2018-07-13

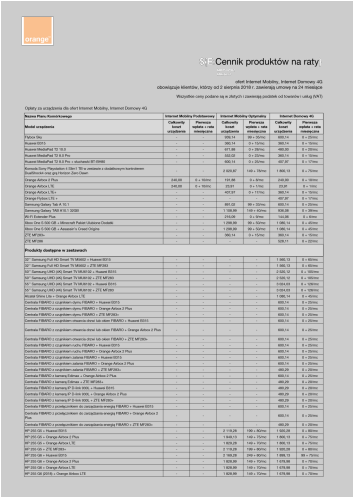

[pdf]

PTK Centertel internet mobilny domowy 4g raty cennik 20180802 1534498625 fs siteor gsmonline article attachments 180054 original |||

E:Cennik produktw na raty BEZPODPISU BEZARCH ofert Internet Mobilny, Internet Domowy 4G obo ... range Airbox 2 - ALCATEL ONETOUCH PIXI 8 Orange Airbox 2 Plus - ALCATEL ONETOUCH PIXI 8 ZTE **MF65** - ALCATEL OT PIXI 3 8 ALCATEL ONETOUCH H850 - ALCATEL OT PIXI 3 8 Orange Airbox 2 -...

lang:de score:16 filesize: 382.24 K page_count: 4 document date: 2018-08-01