



Manuals.plus /

- › UGREEN /
- › UGREEN 2-in-1 Flash Drive for iPhone/iPad/PC (Model 30647) User Manual

UGREEN 30647

UGREEN 2-in-1 Flash Drive (Model 30647) User Manual

External Storage and Data Transfer for iOS Devices and Computers

1. INTRODUCTION

The UGREEN 2-in-1 Flash Drive (Model 30647) is designed to provide convenient external storage and facilitate data transfer between your iOS devices (iPhone, iPad, iPod) and computers (Mac, PC). This manual provides essential instructions for its proper setup, operation, maintenance, and troubleshooting.

2. PRODUCT OVERVIEW

The UGREEN Flash Drive features a dual-interface design, combining a Lightning connector for Apple devices and a USB-A connector for computers. This allows for seamless data exchange without the need for cables or cloud services.

Save Directly

Plug&Play and Endless
Photo Taking



Image: The UGREEN 2-in-1 Flash Drive showcasing its Lightning connector for iOS devices and USB connector for computers, enabling easy data transfer.

Apple Mfi Certified

100% compatible with
iphone, ipad & ipod

 iPod  iPhone  iPad



Image: The UGREEN Flash Drive connected to an iPhone, highlighting its Apple MFi certification for guaranteed compatibility with iPhone, iPad, and iPod devices.

3. SETUP AND INSTALLATION

3.1 For iOS Devices (iPhone, iPad, iPod)

1. **Download the App:** Before connecting the flash drive, download and install the official UGREEN 'Greendisk' application from the Apple App Store. This app is required for the drive to function correctly with your iOS device.
2. **Connect the Drive:** Insert the Lightning connector of the UGREEN Flash Drive into your iOS device's Lightning port.
3. **Launch the App:** The 'Greendisk' app should automatically detect the connected drive. If not, open the app manually.

3.2 For Computers (Mac, PC)

1. **Connect the Drive:** Insert the USB-A connector of the UGREEN Flash Drive into an available USB port on

your Mac or PC.

2. **Access Files:** The drive will be recognized as a standard USB storage device. You can access its contents through your computer's file explorer (e.g., Finder on Mac, File Explorer on Windows).

4. OPERATING INSTRUCTIONS

4.1 Data Transfer (iOS to Drive)

1. Open the 'Greendisk' app on your iOS device.
2. Navigate to the files you wish to transfer (e.g., photos, videos, documents).
3. Select the files and choose the option to copy or move them to the UGREEN Flash Drive.



Image: An iPhone with the UGREEN Flash Drive attached, illustrating the ability to save photos directly to the drive, allowing for continuous photo taking without filling device storage.

4.2 Data Transfer (Drive to iOS)

1. Open the 'Greendisk' app and access the files stored on the UGREEN Flash Drive.

2. Select the desired files and choose to copy or move them to your iOS device's internal storage or open them directly within the app.

4.3 Data Transfer (Drive to PC/Mac)

1. Connect the USB-A end of the drive to your computer.
2. Drag and drop files between the flash drive's folder and your computer's folders as you would with any other external drive.

4.4 Privacy Protection

The 'Greendisk' app supports fingerprint encryption/decryption for enhanced privacy. You can encrypt specific files or folders on the drive using your device's Touch ID (if available) or a password. This ensures that sensitive data remains secure.

Privacy Protection

More safe and secure by fingerprint encryption/decryption



PS: Before you use it on PC,
Please decrypt the encrypted file.


Image: An iPhone displaying the 'Greendisk: Touch ID' prompt, indicating the use of fingerprint encryption for secure access to files on the UGREEN Flash Drive. Note: Encrypted files must be decrypted before use on a PC.

4.5 Expanding Storage Capacity


The UGREEN Flash Drive allows you to significantly expand the storage available for your iOS device, enabling you to store more photos, videos, and documents without consuming your device's internal memory.

More Content More Freedom


iphone 16GB



UGREEN 128GB



144GB



+ =

Image: A visual comparison demonstrating how adding a UGREEN 128GB Flash Drive expands an iPhone's effective storage capacity, allowing for more photos and videos.

4.6 Usage Scenarios

The portable design of the UGREEN Flash Drive makes it ideal for various situations, including travel, allowing you to access your media and documents offline.



Image: A user accessing content on an iPhone with the UGREEN Flash Drive connected while traveling on an airplane, illustrating its utility for offline entertainment and productivity during commutes.

5. MAINTENANCE

- **Safe Removal:** Always safely eject the flash drive from your computer before physically removing it to prevent data corruption. For iOS devices, ensure no active transfers are occurring before disconnecting.
- **Physical Care:** Avoid exposing the drive to extreme temperatures, direct sunlight, moisture, or strong magnetic fields. Do not drop or apply excessive force to the drive.
- **Cleaning:** Use a soft, dry cloth to clean the exterior of the drive. Do not use liquid cleaners or solvents.
- **Connector Protection:** Keep the connectors free from dust and debris. Consider using the included cap (if any) when the drive is not in use.

6. TROUBLESHOOTING

- **Drive Not Recognized by iOS Device:**

- Ensure the 'Greendisk' app is installed and updated to the latest version.
 - Verify the Lightning connector is fully inserted into your iOS device.
 - Restart your iOS device and try again.
- **Drive Not Recognized by Computer:**
 - Ensure the USB-A connector is fully inserted into a working USB port.
 - Try a different USB port or another computer to rule out port issues.
 - Check your computer's Disk Management (Windows) or Disk Utility (Mac) to see if the drive is detected but not assigned a drive letter or mounted.
- **Slow Transfer Speeds:**
 - Transfer speeds can vary based on file size, type, and the device's performance. Large numbers of small files typically transfer slower than a few large files.
 - Ensure your computer's USB port is operating at its maximum speed (e.g., USB 3.0 for optimal performance if the drive supports it).
- **Cannot Access Encrypted Files on PC:**
 - Files encrypted via the 'Greendisk' app on an iOS device must be decrypted using the app before they can be accessed on a PC or Mac.
- **Incorrect Storage Capacity Displayed:**
 - Operating systems calculate storage differently than manufacturers, leading to a slightly lower reported capacity. This is normal.
 - If the discrepancy is significant (e.g., a 128GB drive showing 64GB), verify the product packaging and contact UGREEN support.

7. SPECIFICATIONS

Feature	Detail
Brand	UGREEN
Model Number	30647
Memory Storage Capacity	128 GB (Other capacities may be available)
Hardware Interface	USB-A, Lightning
Read Speed	Up to 40 Megabytes Per Second
Compatible Devices	Mobile (iPhone, iPad, iPod), Tablet, PC, Mac
Compatible Phone Models	iPhone 5, 5s, 6, 6s, 7, 7 Plus; iPad Air, iPad Mini; iPod
Connectivity Technology	USB
Item Weight	7 Grams
Color	Silver

8. WARRANTY INFORMATION

UGREEN products are covered by a manufacturer's warranty. For specific details regarding the warranty period and terms, please refer to the warranty card included with your product or visit the official UGREEN website.

9. CUSTOMER SUPPORT

If you encounter any issues or have questions not covered in this manual, please contact UGREEN customer support. You can find contact information on the official UGREEN website or through the retailer where you purchased the product.

