

## Ozeri ZK14-L

# Ozeri Pronto Digital Multifunction Kitchen Scale

MODEL: ZK14-L USER MANUAL

### Introduction

Welcome to your Ozeri Pronto Digital Multifunction Kitchen Scale. This manual provides essential instructions for the proper setup, operation, and maintenance of your new scale. Please read this guide thoroughly before using the device to ensure optimal performance and longevity.



*Image: The Ozeri Pronto Digital Kitchen Scale, green base with a silver weighing platform, displaying '0.00 oz' on its LCD screen, with fresh parsley on top.*

## Safety Information

- Keep the scale out of reach of children.
- Do not immerse the scale in water or other liquids. Clean with a damp cloth only.
- Always use the scale on a hard, flat, and stable surface to ensure accurate readings.
- Do not overload the scale beyond its maximum capacity of 11.24 lbs (5100 grams).
- Avoid exposing the scale to extreme temperatures or direct sunlight.

## Package Contents

- 1 x Ozeri Pronto Digital Multifunction Kitchen Scale (Model ZK14-L)
- 2 x AAA Batteries
- 1 x User Manual

## Product Features

- High-precision sensor technology for accurate measurements.
- Large weighing platform to accommodate various bowls and food items.
- Multiple unit conversions: grams (g), pounds (lbs), pounds:ounces (lbs:oz), ounces (oz), milliliters (ml), and kilograms (kg).
- Convenient Tare function to subtract container weight.
- Audible and tactile click confirmations for button presses.
- Large LCD display for easy readability.
- Programmable automatic power-off feature (2-5 minutes).
- Easy-access battery compartment.

## Setup

---

### 1. Battery Installation

1. Locate the battery compartment on the underside of the scale.
2. Open the battery compartment cover.
3. Insert the 2 AAA batteries, ensuring correct polarity (+/-) as indicated inside the compartment.
4. Close the battery compartment cover securely.

### 2. Placement

Place the Ozeri Pronto scale on a hard, flat, and stable surface. Uneven surfaces or soft materials like carpets can affect measurement accuracy.



*Image: An empty Ozeri Pronto Digital Kitchen Scale, green base with a silver weighing platform, displaying '0.00 oz' on its LCD screen.*

## Operating Instructions

---

### 1. Power On/Off

- To turn on: Press the **TARE** button. The display will show '8888' then '0.00'.
- To turn off: Press and hold the **TARE** button for approximately 2-3 seconds. The scale will also automatically power off after 2-5 minutes of inactivity to conserve battery life.

### 2. Unit Conversion

Press the **UNIT** button to cycle through the available measurement units. The scale supports grams (g), pounds (lbs), pounds:ounces (lbs:oz), ounces (oz), milliliters (ml), and kilograms (kg).



*Image: A close-up of the Ozeri Pronto Digital Kitchen Scale's display, illustrating the various unit options (ml, oz, g, lb:oz, lb) that can be selected using the 'UNIT' button.*

### 3. Tare Function

The Tare function allows you to subtract the weight of a container, so you can measure only the ingredients.

1. Place an empty container on the weighing platform.
2. Press the **TARE** button. The display will reset to '0.00'.
3. Add your ingredients to the container. The display will show the net weight of the ingredients.

### 4. Weighing Items

1. Ensure the scale is powered on and displaying '0.00'.
2. Place the item(s) directly onto the weighing platform or into a tared container.
3. Read the weight displayed on the LCD screen.

## Maintenance and Care

- Clean the scale with a soft, damp cloth. Do not use abrasive cleaners or chemical agents.

- Do not immerse the scale in water or place it under running water.
- Store the scale in a dry, cool place away from direct heat sources or extreme humidity.
- If the scale will not be used for an extended period, remove the batteries to prevent leakage and potential damage.

## Troubleshooting

Problem	Possible Cause	Solution
Display shows "Lo" or "Err"	Low battery power.	Replace the 2 AAA batteries.
Inaccurate readings	<ul style="list-style-type: none"> <li>• Scale is on an uneven surface.</li> <li>• Scale is overloaded.</li> <li>• Item is placed off-center.</li> </ul>	<ul style="list-style-type: none"> <li>• Place scale on a hard, flat, stable surface.</li> <li>• Ensure weight does not exceed 11.24 lbs (5100g).</li> <li>• Place items centrally on the weighing platform.</li> <li>• Turn the scale off and on again, then re-tare.</li> </ul>
Scale does not turn on	Batteries are incorrectly installed or depleted.	Check battery installation for correct polarity. Replace batteries if necessary.


## Specifications




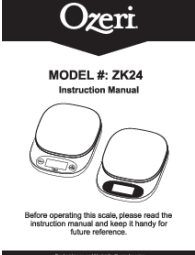

- **Model:** ZK14-L
- **Capacity:** Up to 11.24 lbs (5100 grams)
- **Graduation:** 0.04 oz (1 gram)
- **Measurement Units:** g, lbs, lbs:oz, oz, ml, kg
- **Power Source:** 2 x AAA batteries (included)
- **Product Dimensions:** 20.96 x 15.24 x 4.45 cm
- **Manufacturer:** Ozeri

## Warranty and Support

For detailed warranty information or technical support, please visit the official Ozeri website or contact Ozeri customer service directly. Please have your model number (ZK14-L) available when seeking support.

## Related Documents - ZK14-L

	<p><a href="#">Ozeri Touch II Digital Kitchen Scale ZK013 User Manual and Specifications</a></p> <p>Comprehensive user manual for the Ozeri Touch II Digital Kitchen Scale (Model ZK013). Learn about specifications, operating instructions, tare feature, battery replacement, and safety guidelines for this precise kitchen weighing tool.</p>
---	--

	<p><a href="#">Ozeri Touch II Total Body Scale: User Guide and Features</a></p> <p>Comprehensive guide to the Ozeri Touch II Total Body Scale, covering setup, features, body composition analysis (fat, water, muscle, bone), tare mode, memory profiles, and warranty information.</p>
	<p><a href="#">Ozeri Touch II Smart Body Scale: User Manual &amp; Features</a></p> <p>A comprehensive guide to the Ozeri Touch II Smart Body Scale (Model ZB13, ZB13-W), detailing setup, features, body composition measurements (fat, water, muscle, bone), Tare mode, memory profiles, and warranty information.</p>
	<p><a href="#">Ozeri Rev Digital Bath Scale with Electro-Mechanical Dial User Manual (Model ZB19)</a></p> <p>User manual for the Ozeri Rev Digital Bath Scale with Electro-Mechanical Dial, Model ZB19. Includes setup, usage, specifications, troubleshooting, and warranty information.</p>
	<p><a href="#">Ozeri ZK24 Digital Scale Instruction Manual and Warranty Information</a></p> <p>Comprehensive instruction manual for the Ozeri ZK24 digital scale, covering specifications, operation, care instructions, and warranty details. Learn how to use your Ozeri scale for precise weighing.</p>
	<p><a href="#">Ozeri Touch II Total Body Scale User Manual and Features</a></p> <p>Comprehensive guide to the Ozeri Touch II Total Body Scale, covering setup, features, measurements (body fat, water, muscle, bone), memory profiles, tare mode, and warranty information.</p>