

## Citroen C2

# Haynes Citroen C2 Petrol and Diesel Owner's Workshop Manual

Models Covered: 2003 to 2010 (53 to 60 reg) Petrol & Diesel

## INTRODUCTION TO YOUR WORKSHOP MANUAL

This Haynes Owner's Workshop Manual provides comprehensive step-by-step instructions for the maintenance, service, and repair of Citroen C2 vehicles manufactured between 2003 and 2010. It covers both petrol and diesel engine variants. The manual is designed for both the home mechanic and professional, offering clear guidance to help you understand, care for, and repair your vehicle.

Each chapter is dedicated to a specific part of the vehicle, detailing procedures from routine servicing to major overhauls. Always refer to the relevant sections before commencing any work.

## SAFETY PRECAUTIONS

Before undertaking any work on your vehicle, it is crucial to observe all safety precautions. Failure to do so can result in serious injury or damage to the vehicle.

- Always disconnect the battery earth lead before working on electrical components.
- Ensure the vehicle is securely supported on axle stands when working underneath it. Never rely solely on a jack.
- Allow hot components (engine, exhaust) to cool before touching them.
- Wear appropriate personal protective equipment (PPE) such as gloves, eye protection, and sturdy footwear.
- Work in a well-ventilated area, especially when dealing with fuel, oil, or exhaust fumes.
- Keep a fire extinguisher readily available.

## MANUAL OVERVIEW AND USAGE

This manual is structured to guide you through various tasks. Each procedure is accompanied by clear text and illustrations. It is recommended to read through the entire procedure before beginning any work.

### Key Features:

- **Step-by-step instructions:** Detailed guidance for each task.
- **Wiring diagrams:** For electrical system troubleshooting.

- **Fault finding charts:** To assist in diagnosing common problems.
- **Tool lists:** Recommendations for necessary tools.

## ROUTINE MAINTENANCE AND SERVICING

Regular maintenance is essential for the longevity and safe operation of your Citroen C2. This section outlines typical service schedules and procedures.

### Common Service Items:

- Oil and filter changes
- Air filter replacement
- Fuel filter replacement
- Spark plug inspection/replacement (petrol models)
- Brake system inspection and fluid check
- Tire pressure and condition checks
- Coolant level and condition check

Refer to the specific maintenance schedule provided in the manual for your vehicle's exact requirements based on mileage or time intervals.

## TROUBLESHOOTING COMMON ISSUES

This section provides guidance on diagnosing and resolving common problems that may arise with your Citroen C2. It includes fault-finding charts and diagnostic procedures.

### Examples of Covered Issues:

- Engine starting problems
- Brake system malfunctions
- Electrical system faults
- Cooling system overheating
- Unusual noises or vibrations

Always consult the detailed troubleshooting guides within the manual for specific diagnostic steps and repair solutions.

## TECHNICAL SPECIFICATIONS

This section contains important technical data, including dimensions, capacities, torque settings, and fluid specifications for your Citroen C2.

### General Vehicle Specifications (Refer to manual for specific model variations)

Specification	Value/Type
Engine Types	Petrol & Diesel (various displacements)
Fuel Tank Capacity	Approx. 44-47 Litres (depending on model)
Oil Type	Specific grades as per manufacturer (e.g., 5W-30, 10W-40)
Coolant Type	Ethylene glycol-based (specific type)

Always consult the detailed specifications tables within the manual for precise figures relevant to your specific vehicle variant.

## WARRANTY AND SUPPORT INFORMATION

This workshop manual is a third-party publication by Haynes and does not include specific warranty information for the Citroen C2 vehicle itself. For vehicle warranty details, please refer to your original vehicle purchase documentation or contact an authorized Citroen dealership.

For support regarding the content of this Haynes manual, please refer to the publisher's contact information typically found within the manual's introductory pages.

## PRODUCT IMAGE

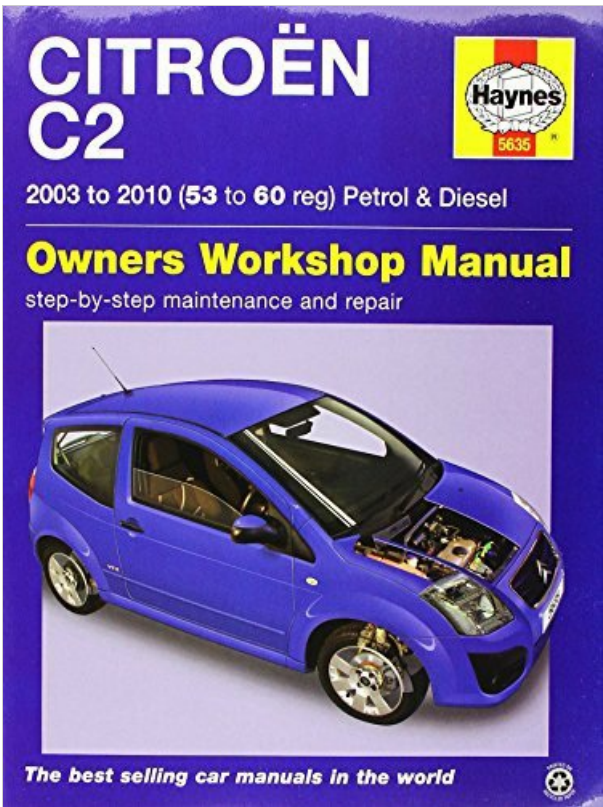








Image: Front cover of the Haynes Citroen C2 Owner's Workshop Manual. The cover features a blue Citroen C2 car with the engine bay visible, alongside the manual's title and details about the models covered (2003-2010, Petrol & Diesel). The Haynes logo is also visible in the top right corner.

This manual is intended for informational and instructional purposes only. Always exercise caution and follow safety guidelines.

### Related Documents - C2

	<p><a href="#">Trunk Boot Release Switch for Citroen C4 Picasso (2006-2013) - Replacement Part</a></p> <p>High-quality replacement tailgate boot handle release switch for Citroen C4 Picasso and Grand Picasso (2006-2013). Features durable materials, stable performance, easy installation, and a secure fit. Replaces part numbers 6554ZZ, 8726V7, 6554V5.</p>
---	---

	<p><a href="#">Citroen C4 Workshop Manual - 1.6i 16V &amp; 1.6 HDI</a></p> <p>Technical workshop manual for Citroen C4 vehicles featuring 1.6i 16V and 1.6 HDI engines. Covers electrical equipment, bodywork, and repair times.</p>
	<p><a href="#">Citroën Berlingo Technical Specifications and Equipment Guide</a></p> <p>Comprehensive guide to the Citroën Berlingo, detailing technical specifications, engine options, performance, dimensions, equipment features, safety systems, and body colours. Model year 2017.</p>
	<p><a href="#">Citroën C1 Handbook: Your Guide to Driving and Maintenance</a></p> <p>Explore your Citroën C1 with this comprehensive handbook. Find detailed information on driving, safety features, maintenance, technical specifications, and troubleshooting for your vehicle.</p>
	<p><a href="#">Citroen C4, C4 Picasso, C4 Grand Picasso, C4 Sedan (2004+) Repair and Maintenance Manual</a></p> <p>Comprehensive repair and maintenance guide for Citroen C4, C4 Picasso, and C4 Grand Picasso models manufactured from 2004 onwards. Covers engines, transmissions, chassis, electrical systems, and more.</p>
	<p><a href="#">Citroën Relay &amp; ë-Relay: Electric and Diesel Commercial Vans</a></p> <p>Explore the new Citroën ë-Relay 100% electric and Citroën Relay diesel vans. Discover key advantages, specifications, body styles, and configurations designed for professional use.</p>