



[Manuals.plus](#) /

› [Hasbro Gaming](#) /

› Hasbro Gaming Clue Game Instruction Manual

**Hasbro Gaming A5826079**

# Hasbro Gaming Clue Game Instruction Manual

Model: A5826079

## INTRODUCTION

---

The Hasbro Gaming Clue Game is a classic mystery board game where players aim to solve the murder of Mr. Boddy. The objective is to determine three facts: who committed the murder, with what weapon, and in which room of Tudor Mansion. Players use deduction and strategic questioning to eliminate suspects, weapons, and rooms until they can make a correct accusation.



8+

2-4

Image: The Clue game box, unfolded game board, and all game components laid out for setup.

## WHAT'S IN THE BOX

---

Before starting, ensure all components are present:

- 1 Gameboard
- 6 Weapons (Candlestick, Dagger, Lead Pipe, Revolver, Rope, Wrench)
- 6 Pawns (representing characters: Colonel Mustard, Professor Plum, Reverend Green, Mrs. Peacock, Miss Scarlett, Dr. Orchid)
- 1 Murder Envelope
- 21 Clue Cards (6 Suspect cards, 6 Weapon cards, 9 Room cards)
- 9 Countdown Cards
- 1 Pad of Detective Notebooks
- 2 Dice
- Game Guide (Rulebook)

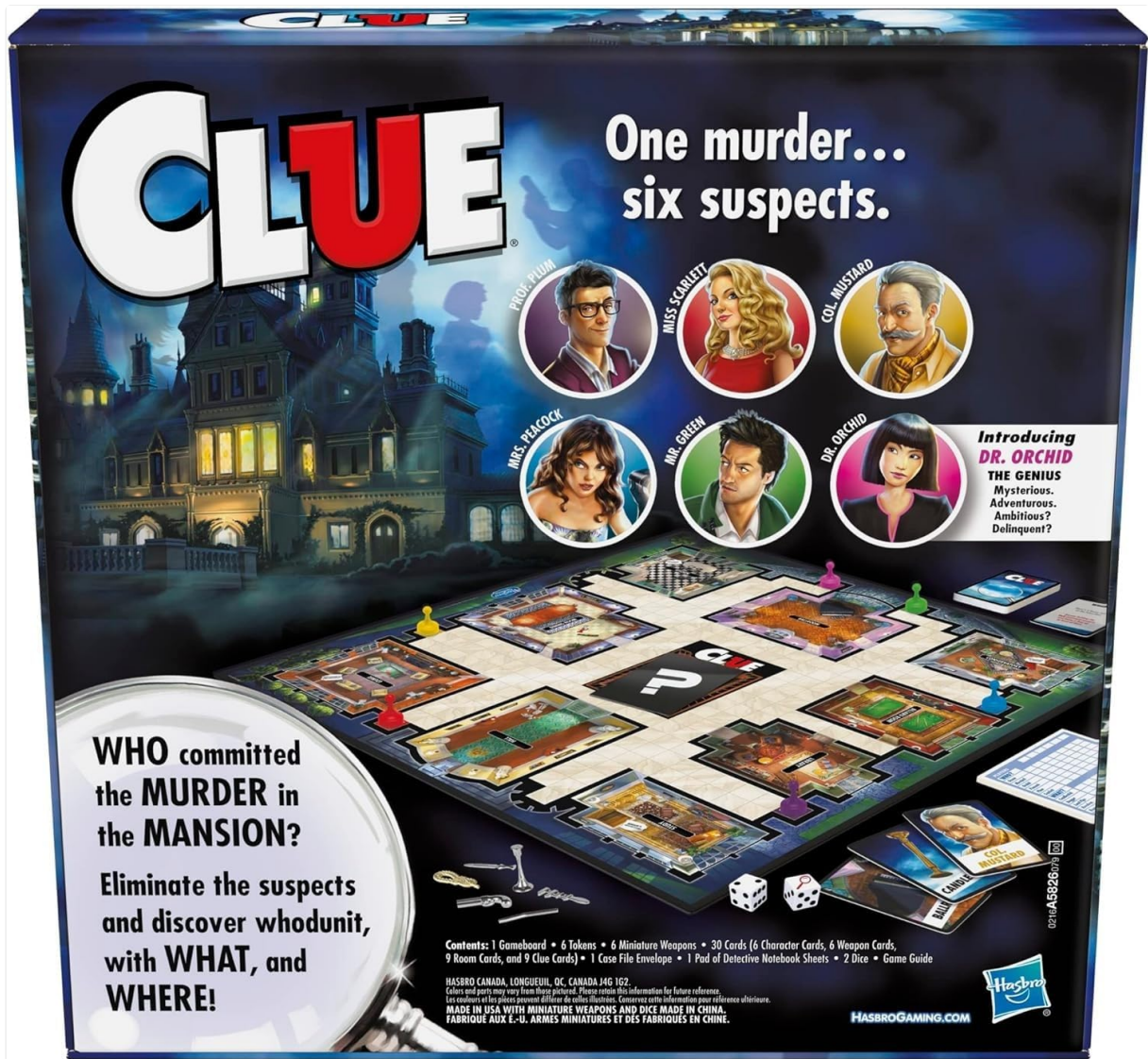


Image: The back of the Clue game box, detailing the game's premise and listing the included components.





Image: A selection of Clue game cards, including character cards and special action cards.

## SETUP

---

Follow these steps to prepare the game for play:

1. **Place the Game Board:** Unfold the game board and place it on a flat playing surface.
2. **Separate the Cards:** Sort the Clue Cards into three decks: Suspects, Weapons, and Rooms.
3. **Prepare the Solution:** Secretly take one card from each of the three decks (Suspect, Weapon, Room) without looking at them. Place these three cards into the yellow "confidential" envelope. This envelope contains the solution to the murder. Place the envelope in the center of the game board.
4. **Deal Remaining Cards:** Shuffle the remaining Suspect, Weapon, and Room cards together to form a single draw pile. Deal these cards face down, one at a time, to each player until all cards have been distributed. Players should keep their cards secret.
5. **Place Pawns and Weapons:** Each player chooses a pawn and places it on its designated starting space on the board. Place each of the six weapon tokens in a different room on the game board.
6. **Distribute Detective Notebooks:** Give each player a Detective Notebook sheet and a pencil. Players should mark off the items on their sheet that match the cards in their hand, as these cannot be part of the solution.



Image: An overhead view of the Clue game board, illustrating the layout of rooms and corridors.

## HOW TO PLAY

The game proceeds with players taking turns to move around the mansion, enter rooms, and make suggestions about the murder. The goal is to gather enough information to make a correct accusation.

### Game Objective

Be the first player to correctly identify the murderer, the weapon used, and the room where the crime took place.

### Player Turn

On your turn, follow these steps:

1. **Roll the Dice and Move:** Roll both dice. Move your pawn the number of spaces indicated. You can move horizontally or vertically, but not diagonally. You cannot move through walls or occupy a space already occupied by another pawn.
2. **Enter a Room:** To make a suggestion, you must enter a room. You can enter a room by moving into it or by using a secret passage.
3. **Make a Suggestion:** Once inside a room, you may make a suggestion. A suggestion consists of a

suspect, a weapon, and the room you are currently in. For example, "I suggest Colonel Mustard, with the Wrench, in the Study." Move the suggested suspect's pawn and weapon token into the room you are in.

- Disprove Suggestions:** After you make a suggestion, other players, starting with the player to your left, must try to disprove it. If a player has any of the three cards you suggested, they must secretly show you one of those cards. Only one card is shown per suggestion. If a player has multiple cards from your suggestion, they choose which one to show you. Once a card is shown, your turn ends. If no player can disprove your suggestion, you may be closer to the solution.
- Make an Accusation:** If you believe you know the three cards in the confidential envelope, you can make an accusation on your turn. You must be in the room you name in your accusation. State your accusation: "I accuse [Suspect], with the [Weapon], in the [Room]." Then, secretly look at the three cards in the confidential envelope.

## Winning the Game

If your accusation is correct, you reveal the cards and win the game! If your accusation is incorrect, you secretly return the cards to the envelope. You are eliminated from making further accusations but continue to disprove other players' suggestions. The game continues until a player makes a correct accusation.

## GAME MECHANICS

---

- Deduction:** Players use logical reasoning to eliminate possibilities based on cards shown and not shown.
- Guessing:** Strategic suggestions are made to gather information from other players.
- Movement:** Players move their pawns across the board to enter different rooms and make suggestions.

## SPECIFICATIONS

---

Feature	Detail
Brand Name	Hasbro Gaming
Model Number	A5826079
Genre	Puzzle, Mystery
Number of Players	2-6
Edition	Classic Edition
Language	English
Estimated Playing Time	60 Minutes
Minimum Age Recommendation	8 Years & Up
Material Type	Plastic, Cardboard
Item Weight	1 Pound
Item Dimensions (L x W x H)	1.61 x 10.51 x 10.51 inches

## MAINTENANCE

---

To ensure the longevity of your Clue game, follow these maintenance guidelines:

- **Storage:** Store all game components in the original box in a cool, dry place away from direct sunlight.
- **Cleaning:** Wipe game board and plastic pieces with a dry or slightly damp cloth if necessary. Do not use harsh chemicals. Keep cards dry and clean.
- **Handling:** Handle cards and game pieces with care to prevent bending, tearing, or loss.

## TROUBLESHOOTING

---

If you encounter any issues while playing, consider the following:

- **Missing Pieces:** Double-check the box and playing area. If a piece is genuinely missing, contact customer support.
- **Rules Confusion:** Refer to the included Game Guide for detailed rules. Online resources and official Hasbro Gaming websites may also provide clarifications or FAQs.
- **Game Flow Issues:** Ensure all players understand the turn order and how to make/disprove suggestions. Practice a few rounds without keeping score to familiarize everyone with the mechanics.

## WARRANTY AND SUPPORT

---

The Hasbro Gaming Clue Game (Model A5826079) is sold without a specific manufacturer's warranty. For product support, replacement parts, or general inquiries, please visit the official Hasbro Gaming website or contact their customer service department directly. Contact information can typically be found on the game box or their official website.