

ALVA SW18-21-470

ALVABABY Reusable Swim Diapers Instruction Manual

Model: SW18-21-470

1. PRODUCT OVERVIEW

The ALVABABY Reusable Swim Diapers are designed to provide a comfortable, secure, and eco-friendly solution for babies and toddlers during water activities. These diapers are adjustable, waterproof, and specifically engineered to contain solids without absorbing water, ensuring your baby remains lightweight while swimming.

- **Fashion & Stylish:** Trim and attractive design for a great fit.
- **High Quality, Adjustable, Reusable & Waterproof:** Made from 100% polyester PUL outer layer with elastic waist and leg openings for a secure fit.
- **Save Money & Eco-Friendly:** Adjustable snaps for 0-2 years (Small) or 0-3 years (Large) to accommodate growth, reducing the need for disposable swim diapers.
- **Designed for Swimming:** Holds solids effectively without absorbing water, keeping the baby lightweight.



Figure 1.1: ALVABABY Reusable Swim Diapers (Marine Animal Patterns).

Design Ideas

Designed for holding solids, these swim diapers don't have much absorbency and don't hold water so that your baby can be incredibly lightweight when swimming. Let your baby swim in style!



Figure 1.2: Design principle of ALVABABY swim diapers.

2. SAFETY INFORMATION

Important Safety Note:

Swim diapers are designed to contain solid waste but are not intended to absorb liquid. This means that urine can still leak into the pool. Always ensure the diaper is properly fitted to minimize any potential leakage.

3. SIZING GUIDE

ALVABABY swim diapers feature adjustable snaps to ensure a proper fit as your baby grows. Refer to the size chart below to select the most suitable size for your baby.

SIZE CHART

Size	Age	Suitable weight
SMALL	0-2 years	10-40lbs
LARGE	0-3 years	18-55lbs

Please select the size suitable for your baby according to the size chart before order. If your baby with thick legs or need more room to grow up, we'd advice you can choose our new larger size swim diapers.

Figure 3.1: ALVABABY Swim Diaper Size Chart.

Note: If your baby has thick legs or requires more room for growth, consider choosing the next larger size. Weight measurements are for reference only.

Table 3.1: Recommended Sizing

Size	Age Range	Suitable Weight
Small	0-2 years	10-40 lbs
Large	0-3 years	18-55 lbs

4. SETUP AND PREPARATION

Before first use, it is recommended to wash the swim diaper according to the care instructions to ensure optimal performance and hygiene.

Adjusting the Fit:

The ALVABABY swim diaper features a 3x3 snap system that allows for waist and leg adjustments, as well as height

adjustments. This ensures a snug and comfortable fit for your baby.

1. **Waist Adjustment:** Use the horizontal snaps around the waist to achieve a snug fit that prevents gaps but is not too tight.
2. **Leg Adjustment:** Adjust the snaps around the leg openings to ensure a secure seal that contains solids without restricting movement.
3. **Height Adjustment:** The vertical snaps on the front of the diaper allow you to adjust the rise (height) of the diaper to fit your baby's torso length.



Figure 4.1: Proper fit and adjustment of the swim diaper.

5. OPERATING AND USAGE

Place the swim diaper on your infant or child before they enter the water. Ensure all snaps are securely fastened and the diaper fits snugly around the waist and legs to prevent leaks.



Figure 5.1: Babies enjoying water activities while wearing ALVABABY swim diapers.

The diaper is designed to be lightweight and comfortable, allowing your baby to move freely in the water. It is important to note that while it contains solids, it does not absorb liquids, so it will not become heavy with water.

6. MAINTENANCE AND CARE

Proper care of your ALVABABY swim diapers will ensure their longevity and continued performance.

Washing Instructions:

1. **Rinse:** After use, rinse the swim diaper thoroughly to remove any chlorine or saltwater. If solids are present, dispose of them in the toilet and rinse the diaper.
2. **Wash:** Machine wash on a warm or cold cycle with a mild detergent. Avoid using bleach, fabric softeners, or harsh stain removers, as these can damage the waterproof layer and elastics.
3. **Drying:** Air dry or tumble dry on low heat. High heat can damage the PUL (polyurethane laminate) waterproof layer and elastics.
4. **Storage:** Store clean, dry swim diapers in a cool, dry place.

Hand washing is also an option for quick cleaning, especially when traveling.

7. TROUBLESHOOTING

Table 7.1: Common Issues and Solutions

Problem	Possible Cause	Solution
Diaper feels too tight or leaves red marks.	Incorrect snap adjustment; baby has grown.	Adjust snaps to a looser setting. If still too tight, consider moving to the next size up.
Diaper feels too loose or gaps.	Incorrect snap adjustment; diaper is too large.	Adjust snaps to a tighter setting. Ensure leg elastics are snug. Refer to the sizing guide.
Diaper seems to absorb water and become heavy.	Damage to the waterproof PUL layer; incorrect material.	Ensure the diaper is genuinely an ALVABABY swim diaper. If it's new and doing this, contact customer support. If it's old, the waterproof layer might be compromised.
Diaper is difficult to clean.	Stains from solids; improper washing.	Rinse immediately after use. Pre-treat stubborn stains with a mild, baby-safe stain remover before washing. Avoid harsh chemicals.







8. SPECIFICATIONS

- Model Number:** SW18-21-470
- Product Dimensions:** 12.9 x 5.9 x 0.07 inches
- Item Weight:** 3.84 ounces
- Material Type:** Polyester PUL outer layer, Lycra bindings
- Target Gender:** Unisex
- Number of Items:** 2 (in this specific pack)
- Incontinence Protector Type:** Swim Diaper
- Age Range (Description):** 0-2 years (Small), 0-3 years (Large)
- Color (Current Product):** 01marine Animal Small

9. WARRANTY AND SUPPORT

ALVABABY is committed to providing high-quality products and excellent customer service. While specific warranty details are not provided, if you encounter any issues with your ALVABABY swim diapers, please do not hesitate to contact the manufacturer directly for assistance.

For support, you may visit the official ALVA store on Amazon:[ALVA Store](#)

	<p>Delta CP2000 Series Fan/Pump Vector Control Drive User Manual</p> <p>This user manual provides comprehensive guidance for the Delta CP2000 Series Fan/Pump Vector Control Drive. It details installation procedures, wiring requirements, technical specifications, safety precautions, and information on optional accessories for industrial applications. Essential for engineers and technicians working with Delta's advanced VFD technology.</p>
	<p>Everlight Constant Voltage Diodes and LEDs Datasheet</p> <p>Comprehensive datasheet detailing Everlight's range of constant voltage diodes and various types of LEDs, including SMD, axial, and bi-color options. Specifications cover part numbers, materials, chip characteristics, lens colors, electrical and optical parameters, and dimensions.</p>
	<p>Numatic NVQ & NQS Series Commercial Vacuum Cleaners: Original Instructions and Maintenance Guide</p> <p>Comprehensive guide for Numatic NVQ and NQS series commercial dry vacuum cleaners, covering original instructions, assembly, usage, cleaning, maintenance, safety, specifications, and warranty information.</p>
	<p>Pozyx Wearable Tags User Manual: Accurate Positioning for Tracking and Interaction</p> <p>Comprehensive user manual for Pozyx Wearable Tracking and Interactive Tags, detailing setup, configuration, technical specifications, and regulatory information for accurate real-time positioning systems.</p>
	<p>Innova Smart Watch Fitness Storm User Manual</p> <p>User manual for the Innova Smart Watch Fitness Storm, covering setup, features, and warranty information.</p>
	<p>Instrukcja Obsługi Przyczepy Leśnej Kellfri 21-SV60 (Modele 100, 200, 300) z Żurawiem</p> <p>Kompletna instrukcja obsługi i konserwacji dla przyczep leśnych Kellfri serii 21-SV60 (21-SV60.100, 21-SV60.200, 21-SV60.300) wyposażonych w żuraw. Zawiera informacje o bezpieczeństwie, użytkowaniu, montażu i serwisowaniu.</p>