

SILK'N INF1PE1001

Silk'n Infinity Permanent Hair Removal Device User Manual

Model: INF1PE1001 | Brand: SILK'N

INTRODUCTION

The Silk'n Infinity is an advanced at-home device designed for permanent hair reduction using HPL™ (Home Pulsed Light) technology. This device offers a safe, effective, and convenient solution for removing unwanted hair from various body areas, providing smooth skin without the irritation often associated with traditional hair removal methods.

This manual provides essential information for the safe and effective operation, maintenance, and troubleshooting of your Silk'n Infinity device. Please read it thoroughly before first use and keep it for future reference.



Image: The Silk'n Infinity device shown with its retail packaging, highlighting its sleek design and purpose for permanent hair removal.

IMPORTANT SAFETY INFORMATION

WARNING: Read all safety warnings and instructions before using this product. Failure to follow the warnings and instructions may result in electric shock, fire, serious injury, or damage to the device.

- Do not use on irritated, sunburned, or recently tanned skin.
- Consult a physician before use if you have any pre-existing skin conditions or are taking medications that may affect skin sensitivity.
- Always perform a patch test on a small area of skin 24 hours before full treatment to check for adverse reactions.
- Do not use on tattoos, permanent makeup, or dark spots (e.g., moles, freckles, birthmarks).
- Keep out of reach of children.
- Ensure the device is clean and dry before each use.
- Do not look directly into the light pulse. Use in a well-lit room.

PRODUCT OVERVIEW

Package Contents:

- 1x Silk'n Infinity Device
- 1x Storage Case
- 1x Cleaning Cloth
- 1x Power Adapter
- 1x User Manuals (this document)
- 1x Warranty Booklet

Device Features:

- HPL™ Technology for permanent hair reduction.
- 5 Energy Levels for customizable treatment intensity.
- Built-in Skin Color Sensor for enhanced safety.
- Bluetooth connectivity for pulse counter and treatment planning via app.
- UV Filter for skin protection.
- Up to 400,000 flashes.
- Suitable for Fitzpatrick skin types I-VI.
- Pulsing and Gliding application methods.



Image: Front and back views of the Silk'n Infinity device, showing the treatment window and ventilation holes.



Image: A close-up of the control panel on the Silk'n Infinity, displaying the power button, energy level indicators (1-5), and Bluetooth symbol.

SETUP

1. **Prepare the Skin:** Before treatment, ensure the skin area is clean, dry, and free of any lotions, gels, or deodorants. Shave the area to be treated; do not wax or pluck, as the hair follicle needs to be present for the light energy to be effective.
2. **Connect Power:** Plug the power adapter into the Silk'n Infinity device and then into a wall outlet. The device will enter standby mode.
3. **Power On:** Press the power button to turn on the device. The energy level indicator lights will illuminate.
4. **Skin Tone Sensor:** The device features a built-in skin tone sensor. Before each pulse, the sensor will automatically check your skin tone. If your skin tone is too dark for the selected energy level, the device will not emit a pulse.
5. **Bluetooth Connection (Optional):** For enhanced tracking and personalized treatment plans, download the Silk'n app on your smartphone. Activate Bluetooth on your phone and follow the app's instructions to pair with your device.

OPERATING INSTRUCTIONS

Selecting Energy Level:

The Silk'n Infinity has 5 energy levels. Start with the lowest energy level (1) for your first treatment and gradually increase

it as your skin tolerates it. Higher energy levels generally yield faster results.

- Press the power button repeatedly to cycle through the energy levels.
- The illuminated indicator lights will show the selected energy level.

Application Methods:

The device supports two application methods:

- **Pulsing Method:** Ideal for smaller, curved areas like the armpits or bikini line. Place the treatment surface firmly on the skin, press the pulse button, and move the device to the next adjacent area after each flash.
- **Gliding Method:** Suitable for larger areas like legs or arms. Place the treatment surface firmly on the skin, press and hold the pulse button, and slowly glide the device over the skin. The device will emit flashes continuously.



Image: A woman demonstrating the use of the Silk'n Infinity device on her leg, illustrating the gliding method for larger body areas.



Image: A woman using the Silk'n Infinity device on her armpit, demonstrating its application for smaller, more sensitive areas.

Treatment Schedule:

For optimal results, follow a consistent treatment schedule. Typically, initial treatments are performed every two weeks for the first 4-5 sessions, followed by monthly touch-up sessions as needed. Individual results may vary.

Suitable Skin and Hair Types:

The Silk'n Infinity is effective on a wide range of skin tones (Fitzpatrick Scale I-VI) and hair colors, including dark blonde, brown, and black hair. It is not effective on white, grey, or very light blonde hair due to the lack of pigment.

MAINTENANCE

Cleaning the Device:

After each use, ensure the device is unplugged and cool. Use the provided cleaning cloth to gently wipe the treatment surface and the device body. Do not use abrasive cleaners or immerse the device in water.

Storage:

Store the Silk'n Infinity device in its original storage case in a cool, dry place, away from direct sunlight and moisture. Keep it out of reach of children.



Image: The Silk'n Infinity device placed on a stack of books, illustrating its compact size and ease of storage.

TRUBLESHOOTING

Problem	Possible Cause	Solution
Device does not turn on.	Not properly plugged in; power outlet issue.	Ensure the power adapter is securely connected to the device and the wall outlet. Try a different outlet.

Problem	Possible Cause	Solution
No flash emitted.	Skin tone too dark; treatment surface not fully in contact with skin; device malfunction.	Ensure the treatment surface is flat against the skin. The skin tone sensor may prevent flashing if skin is too dark for the selected energy level. Try a lower energy level. If problem persists, contact support.
Skin irritation after use.	Energy level too high; sensitive skin.	Reduce the energy level for subsequent treatments. Apply a soothing lotion if needed. If irritation persists, discontinue use and consult a doctor.
Bluetooth connection issues.	Bluetooth not enabled on phone; app issues.	Ensure Bluetooth is enabled on your phone. Restart the app and the device. Refer to the app's help section.

For more detailed troubleshooting, please refer to the full user manual or contact Silk'n customer support.

SPECIFICATIONS

Product Name	Infinity 400.000 flash all skin types - connected Silk'n INF1PE1001 - Body and face hair reduction - Pulsation and Gliding -
Model Number	INF1PE1001
Brand	SILK'N
Number of Flashes	400,000
Energy Levels	5
Application Methods	Pulsing and Gliding
Skin Type Compatibility	Fitzpatrick Scale I-VI
Hair Color Compatibility	Dark Blonde, Brown, Black
Connectivity	Bluetooth
UV Filter	Yes
Skin Color Sensor	Yes
Dimensions (L x W x H)	13 x 8.5 x 4.2 cm
Weight	1 kilogram
Power Source	Mains Cable
Universal Voltage	Yes
Country of Origin	Israel




Warranty Information:



The Silk'n Infinity device comes with a**2-year warranty** from the date of purchase. Please retain your proof of purchase for warranty claims. The warranty covers manufacturing defects and malfunctions under normal use conditions. It does not cover damage caused by misuse, accidents, or unauthorized repairs.

Customer Support:

For any questions, technical assistance, or warranty claims, please contact Silk'n customer support. You can find contact information on the official Silk'n website or in the warranty booklet included with your device.
Visit the official Silk'n website for more information:www.silkn.com

Related Documents - INF1PE1001

<div><p>Silk'n Motion Premium H3220</p><ul style="list-style-type: none">1. INTRODUCTION2. BEFORE FIRST USE3. SAFETY PRECAUTIONS4. DEVICE OPERATION5. TREATMENT PLANS6. TROUBLESHOOTING7. MAINTENANCE8. WARRANTY</div>	<p>Silk'n Motion Premium H3220 User Manual - Guide to Home Hair Removal</p> <p>Discover how to use the Silk'n Motion Premium (H3220) with this comprehensive user manual. Learn about safe operation, treatment plans, safety features, and troubleshooting for effective at-home IPL hair removal.</p>
<div><p>Silk'n Infinity Fast H3104</p><ul style="list-style-type: none">1. INTRODUCTION2. BEFORE FIRST USE3. SAFETY PRECAUTIONS</div>	<p>Silk'n Infinity Fast H3104 User Manual: Your Guide to At-Home Hair Removal</p> <p>Discover the Silk'n Infinity Fast H3104 user manual for comprehensive instructions on safe and effective at-home hair removal using eHPL™ technology. Learn about device features, usage, safety, and troubleshooting.</p>
<div><p>Silk'n Motion Premium H3220</p><ul style="list-style-type: none">1. INTRODUCTION2. BEFORE FIRST USE3. SAFETY PRECAUTIONS4. DEVICE OPERATION5. TREATMENT PLANS6. TROUBLESHOOTING7. MAINTENANCE8. WARRANTY</div>	<p>Silk'n Motion Premium H3220 User Manual - Permanent Hair Reduction Device</p> <p>Comprehensive user manual for the Silk'n Motion Premium H3220, a home-use IPL device for permanent hair reduction. Covers safety, operation, treatment plans, and troubleshooting.</p>

<p>FAQs</p> <p>Discover more about the Silk'n Flash&Go Express hair removal device, covering its effectiveness, treatment sessions, usage, results, and suitability for different skin types and conditions.</p>	<p>Silk'n Flash&Go Express Hair Removal Device FAQs</p> <p>Frequently asked questions about the Silk'n Flash&Go Express hair removal device, covering its effectiveness, treatment sessions, usage, results, and suitability for different skin types and conditions.</p>
	<p>Silk'n Infinity User Manual: Your Guide to Smooth Skin</p> <p>Discover the Silk'n Infinity, a revolutionary at-home hair removal device. This comprehensive user manual provides detailed instructions, safety precautions, and treatment plans for effective and safe hair reduction.</p>
	<p>Silk'n Infinity H3103 User Manual - Hair Removal Device Instructions</p> <p>This user manual provides comprehensive instructions for the Silk'n Infinity H3103 hair removal device, covering safety, operation, treatment plans, and troubleshooting. Available in multiple languages.</p>